

SAN
6014

HEALD HALL BOOK
LIBRARY
NOV 02 1977
HEALD HALL
UNIVERSITY

**Revision of the
balanomorph barnacles;
including a catalog
of the species**

**William A. Newman
and Arnold Ross**

MEMOIR 9

San Diego Society of Natural History
1976





**Revision of the
balanomorph barnacles;
including a catalog
of the species**

**William A. Newman
and Arnold Ross**

**Scripps Institution
of Oceanography
and San Diego
Natural History Museum**

MEMOIR 9

***San Diego Society of Natural History
1976***

SAN DIEGO SOCIETY OF NATURAL HISTORY MEMOIRS
MEMOIR 9, pages 1 — 108
Issued March 31, 1976

Frontispiece. *Chionelasmus darwini* (Pilsbry)*, one of the most generalized or primitive living balanomorphans, is known from two isolated insular situations where it inhabits relatively deep water (approx. 450m). The first specimens were taken near the turn of the century by the U. S. Fisheries Steamer *Albatross* off Kauai Island, Hawaii, and then a couple of decades later by a cable ship off Rodriguez Island, southwestern Indian Ocean. While additional specimens have been taken near the original localities, there are no reports of any having been found between these two extremes. *Chionelasmus* therefore qualifies as a refugial form, but not a usual one since it is both insular and in relatively deep water, well out of the mainstream of balanomorph evolution.

*(R/V Te Vega Sta. 23-95, Sept. 4, 1971, S. of Molokai I., Hawaii — specimens courtesy of Dr. D. P. Abbott, Hopkins Marine Station, Stanford University.)

PUBLISHED WITH FINANCIAL AID
FROM THE
W. W. WHITNEY PUBLICATIONS ENDOWMENT

CONTENTS

Introduction	9
How to use this work	9
Acknowledgments	10
Historical	10
Origin of the Balanomorpha	14
Monophyletic	14
Polyphyletic	15
Evolution and diversification	17
Chthamaloidea	17
Balanomorphoidea	20
Balanoidea	22
Morphology	24
Composition and definitions of suprageneric taxa	36
Order Balanomorpha	36
Superfamily Chthamaloidea	36
Family Catophragmidae	36
Family Chthamalidae	36
Superfamily Balanomorphoidea	36
Family Coronulidae	37
Family Bathylasmatidae	37
Family Tetracitidae	37
Superfamily Balanoidea	38
Family Archaeobalanidae	38
Family Pyrgomatidae	38
Family Balanidae	39
Catalog of species	40
Superfamily Chthamaloidea	40
Family Catophragmidae	40
Family Chthamalidae	40
Subfamily Pachylasminae	40
Subfamily Euraphiinae	40
Subfamily Chthamalinae	41
Superfamily Balanomorphoidea	43
Family Coronulidae	43
Subfamily Chelonibiinae	43
Subfamily Emersoniinae	44
Subfamily Platylepadinae	44
Subfamily Coronulinae	44
Family Bathylasmatidae	45
Subfamily Bathylasmatinae	45
Subfamily Hexelasminae	46
Family Tetracitidae	46
Subfamily Austrobalaninae	46
Subfamily Tetracitellinae	46
Subfamily Tetracitinae	47
Superfamily Balanoidea	49
Family Archaeobalanidae	49
Subfamily Archaeobalaninae	49
Subfamily Semibalaninae	55
Family Pyrgomatidae	56
Subfamily Pyrgomatinae	56
Subfamily Ceratoconchinae	58
Subfamily Bosciinae	59
Family Balanidae	59
Incertae sedis	69
Literature Cited	71
Bibliographic Supplement	100
Index	103

INTRODUCTION

The Cirripedia constitutes a diverse and abundant subclass of crustaceans, and representatives are found in virtually all marine environments. There are four orders, the Ascothoracica, Rhizocephala, Acrothoracica and Thoracica. The Thoracica contains the true barnacles and these are distributed between three living suborders; the stalked barnacles or Lepadomorpha, the asymmetrical sessile barnacles or Verrucomorpha, and the sessile acorn barnacles or Balanomorpha. These appear in the Silurian, the middle Cretaceous, and the late Cretaceous, respectively. The Balanomorpha encompasses the greatest diversity of free-living and symbiotic forms, and as Darwin (1851a:5) noted, the present epoch may go down in the fossil record as the "Age of Barnacles" (Fig. 17).

The basic classification of the Thoracica was formulated by Darwin (1854b), and his system was expanded and somewhat revised by Pilsbry (1907a;1916). Pilsbry's classification formed the basis for that in the *Treatise on Invertebrate Paleontology* (Newman et al, 1969). Although the *Treatise* provides diagnoses of taxa to the generic level, it does not enumerate the species contained in each genus, nor does it provide a guide to the literature concerning them. The present study fills these needs for the Balanomorpha. It also constitutes the first major revision of higher taxa in more than half a century.

The Balanomorpha may not be an entirely natural assemblage, but rather a grouping of phylogenetically parallel lineages not readily derivable from one another nor from a common balanomorph ancestor. The possibility of at least a diphyletic origin was suggested by Withers (1924:2). Thus, in preparing this revision we were alert to the possibility that the Balanomorpha might be separable into two or three suborders. However, in the final analysis it became clear that such a proposal was indefensible or premature. Therefore, the Balanomorpha in the broad sense has been retained. Yet three major lineages can be recognized, and we consider them to constitute superfamilies: Chthamaloidea, Balanomorphoidea and Balanoidea. In addition, one new family and numerous subfamilies are also proposed here, and many of the 65 genera contained in the Balanomorpha are redistributed within this modified systematic framework (Fig. 1).

Much of what has been done here might be interpreted by the casual observer as simply "splitting" and "rank-raising." Indeed, Hyman

(1959:697) voiced concern over systematic practices in recent years: "Any acute observer cannot fail to notice the disease prevalent in zoological systematics today of raising rank of groups and of assigning high ranks to groups that differ only in minor characters." Nevertheless, in the present study new lines of evidence indicate previously unrecognized affinities, and it seems to us that the classification must be altered and expanded to accommodate them.

Initially, classification of thoracicans depended on surficial morphology of the shell, and it is only in recent years that thin sections have revealed remarkable internal structures that have drastically altered our understanding of the affinities among the Balanomorpha. Likewise, comparative studies of trophi and chaetotaxis, or of such structures as the base of the intromittant organ, have greatly improved and broadened our understanding of interrelationships between higher and lower taxa. In addition, numerous collections by both individuals and expeditions, from the deep sea, from coastal waters, and especially from tropical seas where the greatest diversity is found, have provided new materials that have compelled us to alter our concepts and rearrange existing groupings in order to continue to develop a natural system. If our system is accepted, the practical inconvenience and annoyance will really be quite temporary.

HOW TO USE THIS WORK

The specialist will probably have little difficulty in using this work, but some explanations seem appropriate. It is divided into three parts: evolution, systematics and catalog of species. We have attempted to arrange the genera and higher taxa phylogenetically. However, for simplicity, ease, and (or) lack of knowledge, species are listed alphabetically under their respective genera or species groups in the catalog. The index is the entree to species. The first page number given after each species leads to that species in the catalog. For genera and higher categories, and for some species, the index leads into the systematic and evolutionary sections as well. Species names in the index are given without generic indication unless they have been used in more than one genus. In such cases the generic names used in this work are given.

Diagnoses of suprageneric taxa, and for a single new genus (*Notobalanus*), are provided in the systematic section. Diagnoses for established genera can be found in the *Treatise on Invertebrate Paleontology* (1969); original sources for subsequently described genera are cited herein.

The general arrangement of the catalog follows that of the preceding evolutionary and systematic sections. The original author, date and page are cited for each species and, where appropriate, a citation of the most comprehensive synonymy, which may not necessarily be the most recent. This is followed by a relatively complete list of references through 1973, but including many through 1975; many of the non-systematic papers are briefly annotated. Finally, general distributional and sometimes bathymetric and stratigraphic data are included, but needless to say, distribution of the majority of the species is very poorly known. Following the body of the catalog there is a list of species *incertae sedis*.

ACKNOWLEDGMENTS

The primary data base for this work was, quite naturally, the literature, and we have cited virtually all that was available to us. Much of the contemporary literature was made available as reprints by authors and others, and we thank them for their generosity. A large portion, however, came from various university and museum libraries, over many years, through direct borrowing and interlibrary loans. Librarians involved are too numerous to mention individually, but we thank them, known and unknown to us, for their services.

As with many data bases, sources extend well beyond published works, and we are much indebted to numerous cirripedologists for voluminous oral and written communications. There have been so many we hesitate to mention them by name, for fear of not including all. But we must acknowledge Huzio Utinomi of the Seto Marine Biological Laboratory; Alan J. Southward of The Laboratory, Plymouth; Elizabeth C. Pope of the Australian Museum; and Victor A. Zullo, University of North Carolina at Wilmington.

Data were also extracted from the vast collections of the Scripps Institution of Oceanography and the San Diego Natural History Museum, and from materials made available on loan by curators of collections in other institutions. In particular, we would like to thank Thomas E. Bowman of the National Museum

of Natural History; Torben Wolff of the Zoological Museum, Copenhagen; Jan Stock of the Zoological Museum, Amsterdam; L. B. Holthuis of the Rijkmuseum, Leiden; J. P. Harding of the British Museum (Natural History); William K. Emerson of the American Museum of Natural History; and J. Wyatt Durham of the Paleontology Department, University of California, Berkeley. We have also garnered knowledge and experience from innumerable specimens sent to our laboratories for identification by ecologists from all over the world.

Development of the catalog has passed through the hands of several assistants. It began many years ago as a compilation of references to species of immediate interest in contemporary literature, and was subsequently expanded to include all primary literature on all species by Mrs. Carol Platt-Kourtz, who carried it forward for five years as a sideline to her regular work. Mrs. Cecelia Ross spent nearly a year of intensive work on it, and finally Ms. Gayle Kidder aided substantially in bringing it to its present state. We thank these young ladies for their concerted efforts and ask their forgiveness for the moments when attention to detail became excessively tedious.

This revision is for the most part a by-product of our work on the systematics of the Cirripedia. Support, in part, was provided by several grants from the National Science Foundation (to W.A.N.: GB-4973X through BMS575-17149), and these are gratefully acknowledged.

HISTORICAL

Classification of the thoracican Cirripedia, beginning in good part with the work of Leach (1817, 1818, 1825) and Gray (1825), was placed on a firm foundation by Darwin (1851-1854). Darwin's three basic divisions, the Lepadidae, Verrucidae and Balanidae, are the principal ones recognized today (Pilsbry, 1907a, 1916; Krüger, 1940; Withers, 1953; Newman et al, 1969). Progress in the classification of the Thoracica, from Leach (1817-1825) to that being proposed, is given in Figure 1. Gruvel's (1903b) classification is omitted. Suprageneric taxa are indicated only under the Balanomorpha.

The Lepadomorpha (= Lepadidae *sensu* Darwin) contains the most primitive Thoracica, members of which are inferred to have arisen from a free-living stem near the Ascothoracica (see Newman et al, 1969; Newman, 1974:437). While the unity of the Lepadomorpha has never been questioned, the relationships of the scalpelli-

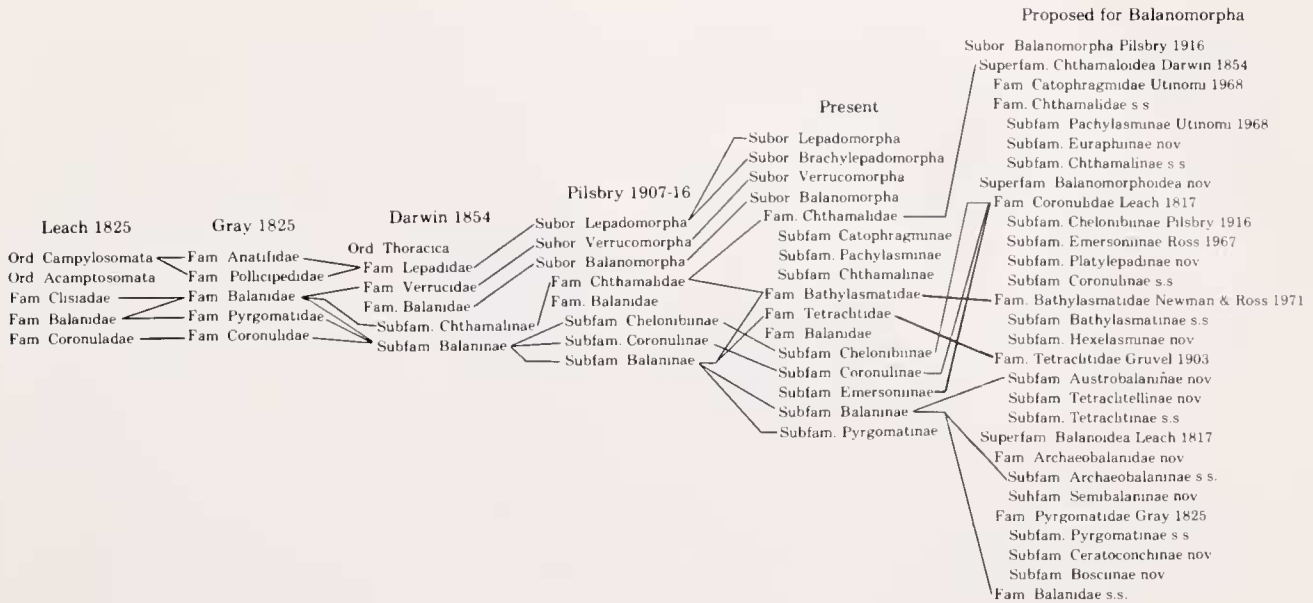


Figure 1. History of the classification leading to that proposed for the Balanomorphia.

form and lepadiform groups remain obscure. However, problems that arise in this regard have no direct bearing when considering the origins of the Balanomorphia, because it is generally agreed that one looks to the scalpelliform or pollicipoid barnacles for the antecedents of the sessile barnacles (Darwin, 1854b; Withers, 1953; Broch, 1924; Newman et al, 1969; Newman and Ross, 1971).

Darwin's (1854b) classification of the Thoracica reflects the view that the sessile barnacles (Verrucidae and Balanidae) evolved from the Lepadomorpha as independent lineages. The Verrucomorpha was recognized by Darwin (1854b:495) as sharing a number of characteristics with the Lepadomorpha and the Chthamalidae among the Balanomorphia. However, the sum of the characters he enumerated favor a lepadomorph rather than a balanomorph ancestry for them. Withers (1914:945) considered *Proverruca* from the upper Cretaceous to "constitute, in fact, the 'missing link' between the pedunculate Cirripedes of the family Pollicipedidae [= Scalpellidae] and the sessile asymmetrical Cirripedes of the family Verrucidae." The two lateral plates of one side seen in *Proverruca*, and *Eoverruca* but missing in *Verruca*, are homologous with those of the presumed ancestor of the Balanomorphia as well as the Verrucomorpha. Thus, what these early verrucids indicate is that the lepadomorph ancestors of both suborders were comparable (Fig. 2).

The next sessile suborder, the extinct Brachylepadomorpha, was unknown to Darwin. It was instituted by Withers (1923:37) to ac-

commodate *Brachylepas*, which Woodward (1901: 150) previously considered a pedunculate barnacle. Withers (1953) subsequently discovered that *Pycnolepas* Withers (1914) was not only a sessile barnacle, but also that it was intermediate in structure between stalked barnacles and *Brachylepas* (Fig. 2). He stated that, while the Brachylepadomorpha "includes the commonest and most widespread of the Cretaceous symmetrical sessile cirripedes. . . ." they "do not appear to be in the direct line of descent of the Balanomorphia, as already pointed out by Pilsbry. They apparently represent an independently developed sessile type, which, except for the reduced number of capitular valves, probably resembled the ancestor of the Recent primitive Balanomorphia (*Catophragmus*)" (Withers, 1953:344; see Fig. 2).

Gruvel's (1903b) classification of the Balanomorphia departed radically from Darwin's scheme, but it was rejected by Pilsbry (1907a, 1916) and subsequent workers as in good part unnatural. Pilsbry (1907a, 1916) elevated Darwin's families to suborders, primarily to allow for an expanded classification at subfamilial levels. Darwin's Balanidae thus became the Balanomorphia, containing two families, the Chthamalidae and Balanidae. He further divided the Balanidae into the Balaninae, Cheloniinae, and Coronulinae, all primarily on the basis of shell characters.

Numerous subgenera, in good part based on characters Darwin (1854b) used in formulating sections, have been proposed, particularly by Pilsbry (1916) and Hoek (1907), especially

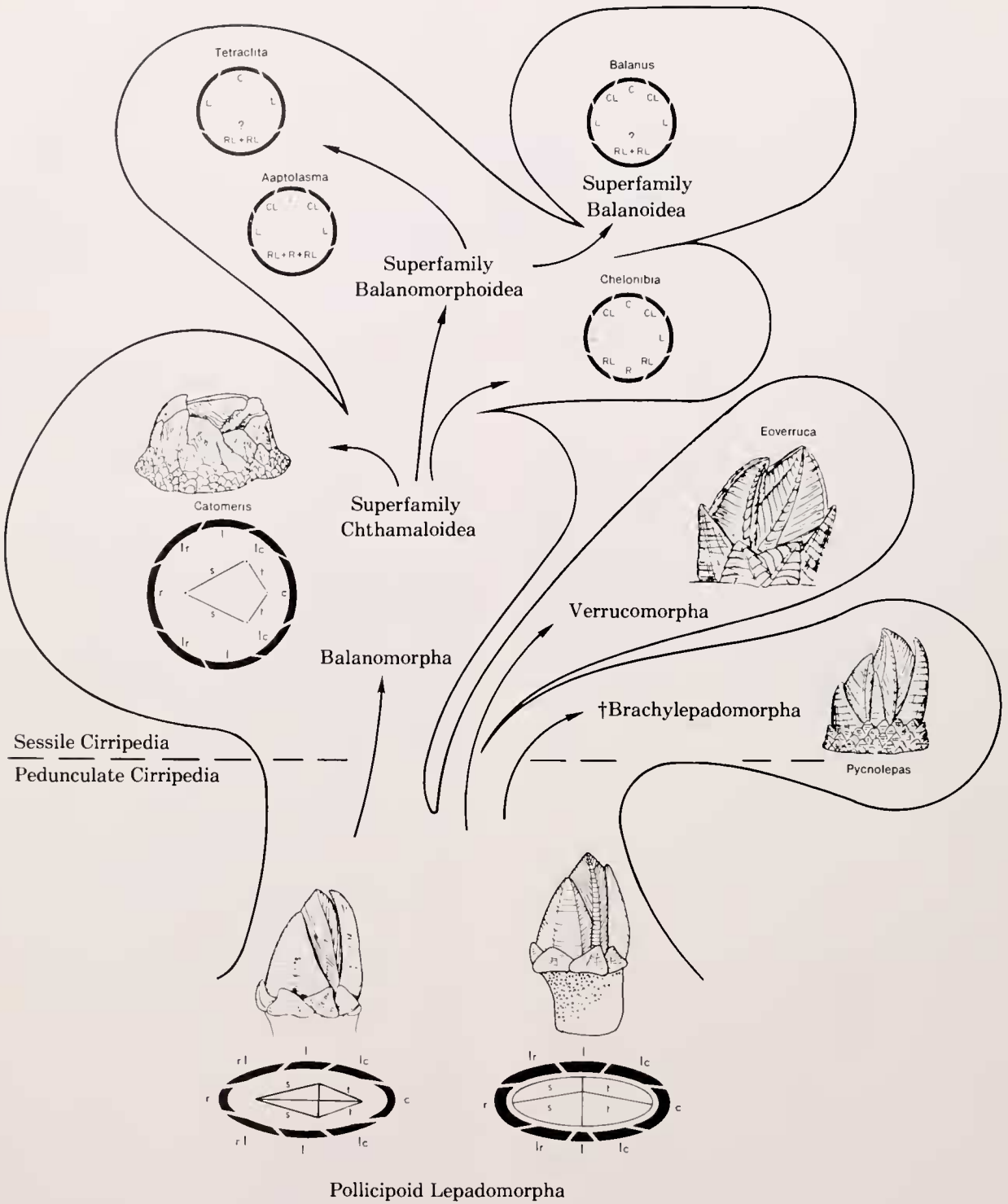


Figure 2. Monophyletic origin of the Balanomorpha and inferred relationships: The principal divisions (superfamilies) of the Balanomorpha are directly related to and stem from a pedunculate stock allied but distinct from that which gave rise to the Verrucomorpha and Brachylepadomorpha. Radiations and relationships of the superfamilies are illustrated in figures 4, 5 and 6. (see text for discussion.)

in the Balaninae. Yet, in the years since Pilsbry (1916), few alterations have been made in the basic classification of the Balanomorphs. Nilsson-Cantell (1921) resurrected Gruvel's (1903b) Tetracitinae (in part) as a subfamily of the Balanidae, and fostered the Stellatus- and Hembeligroups of *Chthamalus*, suggested by Pilsbry (1916). Ross (1968) subsequently elevated the Tetracitinae to familial level; Utinomi (1968) divided the Chthamalidae into three subfamilies; Ross (in Ross and Newman, 1967) created the subfamily Emersoniinae for an extinct form allied to the turtle barnacles; Newman and Ross (1971) proposed the family Bathylasmatidae for a group of relatively primitive deep water balanoids; and Ross and Newman (1973) resurrected Gray's (1825) Pyrgomatidae (in part), a name available for a group of coral barnacles designated Creusiinae by Baluk and Radwanski (1967b: 468). Despite these advances the broad aspects of the classification have remained the same. As it stands, it fails to portray many actual or inferential relationships and this has necessitated the present revision.

Although application of the biological species concept spread in systematic studies of other groups, the Darwinian tradition of numerous varieties (subspecies) in the cirripeds has continued to prevail, especially in the Stellatus-group of *Chthamalus*, *Tetracita* s.s., the *Balanus amphitrite* group, the subgenus *Megabalanus*, and the coral barnacles.

Students of the balanomorphs will find some unfamiliar features in what we propose and these may be quite disconcerting without background information. Darwin's work on the Cirripedia had a profound two-fold effect. On one hand, he established the basic classification and brought order to a chaotic and wide spread literature. On the other hand, he arranged the higher taxa in such a manner as to bias virtually all subsequent phylogenetic studies. While Hoek (1913) and Pilsbry (1916) expanded

upon the basic framework, they retained the Darwinian order in their monographs in which the morphologically primitive forms, the chthamalids and coronulinids, appeared at the end and the more highly evolved forms such as *Megabalanus*, appeared at the beginning. The first break in tradition came with Gruvel (1905a), and in a more acceptable manner, with the work of Nilsson-Cantell (1921), Krüger (1940), and Withers (1953), where the various groups were, with the exception of the turtle and whale barnacles, placed in a more or less acceptable phylogenetic sequence.

The present study is a further attempt to order the balanomorphs as naturally as possible, down to and including the subgeneric level. In doing so, some marked departures from previous classifications have been made. This may not prove upsetting to new students of the Balanomorphs, but the "old line" may find it difficult to accept the turtle and whale barnacles as groups having relatively primitive origins, and to find the tetracitids closer to them than to the balanids.

It may also prove disconcerting to find that most free-living acorn barnacles cannot be readily assigned to either *Chthamalus*, *Balanus* or *Tetracita*. But it must likewise have been upsetting to earlier students of the group when certain workers decided that most barnacles were not *Lepas* as Linnaeus had established. The changes proposed herein reflect a sharpening of resolving power over the past decade or so, a sharpening made possible through the efforts of many students of this remarkable and fascinating group of animals.

Beginning on page 25 we illustrate various features and relationships of the shells and appendages of the balanomorphs. These were originally prepared to aid us in our understanding of the diversity of morphologies involved, and it is hoped that they will be useful to the reader.

ORIGIN OF THE BALANOMORPHA

MONOPHYLETIC

Until recently the Balanomorpha consisted of the Balanidae and Chthamalidae. Darwin (1854a:152, 176) and subsequent authors, considered the Chthamalidae the more primitive and directly derivable from scalpelliform barnacles. The criteria for this judgment cover both homologies of hard parts and morphology of appendages, especially in the most primitive or generalized chthamalid, *Catophragmus* (*Catomerus*). The fossil record supports this interpretation, because *Catophragmus* appears in the late Cretaceous. Representatives of the Balanidae do not appear until the early Eocene.

In the chthamalid *Pachylasma*, while the body and appendages are wholly chthamaloid, the shell wall and to some extent the operculum are in certain respects balanoid in appearance. Darwin (1854b:475) stated that when he first examined the shell of *Pachylasma* he "did not doubt that it was . . . *Balanus*." But when he examined the animal's body, he found the characteristics preeminently chthamaloid, and concluded that (1854b:477) "*Pachylasma* would be the point of contact [of the Chthamalidae] with the Balaninae, . . . [for] when the shell alone . . . is examined, it is hardly possible to separate this genus [*Pachylasma*] from *Balanus*." Unfortunately, the fossil record does not lend support to this view because *Pachylasma* first appears in the Miocene, well after the appearance of *Balanus*. Nonetheless, the implication exists; the Balanidae may have come from the Chthamalidae via *Pachylasma*.

Subsequent work on the origin of the Balanidae seemed to make a chthamalid ancestry more plausible. Hoek (1883, 1913) described a number of deep-water species that appeared by shell characters to belong to *Balanus*, but the nature of the soft parts, particularly the structure of the labrum and the third cirrus, was atypical, and while he considered them balanids, he proposed the genus *Hexelasma* for them. Pilsbry (1916) reviewed the status of this genus and concluded that the species in *Hexelasma* belonged instead to the Chthamalidae, close to *Pachylasma*, and this assignment was followed by Krüger (1940), Withers (1953), Zullo (1963a), and Utinomi (1968). Zullo (1963c:190) oversimplified this picture with his sweeping statement that "the Balanidae . . . differ materially from the *Pachylasma* group [including *Hexelasma*] only in the structure of the labrum . . . and

that they were derived from the *Pachylasma* group stock." Despite this oversimplification it would seem at this point that there would be relatively little difficulty in deriving balanids from chthamalids, for the shell of *Pachylasma* and soft parts of *Hexelasma* would appear, superficially, to bridge the gap.

Taking this simplistic view at face value, a model for a monophyletic diversification of the Balanomorpha would be as follows (Fig. 2). The Chthamalidae, containing the most primitive members of the suborder, gave rise to the remainder of the Balanomorpha. Fundamentally, chthamalid hard parts consist of deeply articulated opercular valves, a wall of eight solid plates (three pairs of laterals overlapping the unpaired carina and rostrum), and several whorls of small imbricate plates, comparable to the peduncular plates of certain scalpellids, surround the region where the wall contacts the substratum. The basis is membranous. A large bullate, lepadomorphan-like labrum surrounding the mouth parts has mandibular palps situated on its lateral margins. The scalpellid-like mandible, composed of several incisor-like teeth and a spinous rather than molariform inferior angle, is simple. The first and second cirri are modified to assist in the transfer of food captured by the posterior four pairs to the mouth parts; that is they have been modified to serve as maxillipeds. The cirri, armed with simple setae and lacking specialized spines are like those of the Lepadomorpha. The penis, originating between the last pair of cirri below the anus and flanked by a pair of multiarticulate caudal rami or appendages (the furca), lacks a basidorsal point. All these features are found in the most generalized members of the extant Chthamaloidea, *Catophragmus sensu lato*, fossil forms of which are the oldest balanomorphs known (late Cretaceous).

Diversification of the chthamalids included the appearance of a number of lineages in all of which the whorls of imbricate plates were lost, the number of wall plates was reduced from eight to six, and in some cases four, and the caudal appendages inevitably disappeared (Fig. 4). The reduction of wall plates from eight to six was accomplished in two different ways — most commonly the carinolaterals drop out, thereby retaining the arrangement where the rostrum as well as the carina remain overlapped; and less commonly, the rostrilaterals fuse with the rostrum forming a compound plate that overlaps the adjacent laterals. The latter

arrangement is the same as that seen in higher non-chthamalid Balanomorphs and is presumed to herald them. The chthamalid bullate labrum, inherited from the Lepadomorpha, gave way to the thick but non-bullate condition, with concomitant changes in the nature of the mandibles to the more advanced balanid type. The third cirri became intermediate in structure between the second and fourth rather than more closely resembling the fourth, and the opercular valves became complexly but not deeply articulated; all features seen in *Hexelasma* and related genera (Bathylasmatidae).

Further advances included a flattened labrum that became cleft, aiding in the removal of food from the cirri. Concomitant with this, the third pair of cirri completed the transformation to maxillipeds. Apparently at this point the solid-walled Balanidae and Tetraclitidae appeared and diverged from the ancestral Bathylasmatidae (Figs. 2, 4 and 5). Both went on to develop distinctly different complex wall types, variously armed cirri, and in the balanids, a penis with a basidorsal point.

POLYPHYLETIC

As palatable as the monophyletic scheme may be, Zullo (1963c:190) noted that there were conflicting views regarding affinities within the Balanomorphs and that it is possible that the balanomorphs are polyphyletic. Withers (1924:2) stated that he was "not at all convinced that the Chthamalidae and Balanidae . . . are so nearly related as is supposed," but he did not pursue the subject in subsequent writings (through 1953). Recently, Utinomi (1968:33), expressed a similar view, suggesting that the two families were independently derived from lepadomorph ancestors, but unfortunately he did not elaborate further on the matter. We became involved in the problem of the unity of the Balanomorphs when working on a revision of *Hexelasma* (Newman and Ross, 1971). In this regard, Bage (1938:10) had already pointed out that, "from the examination of the soft parts of the animal it is apparent that the reference of the genus [*Hexelasma*] to the Balanidae or

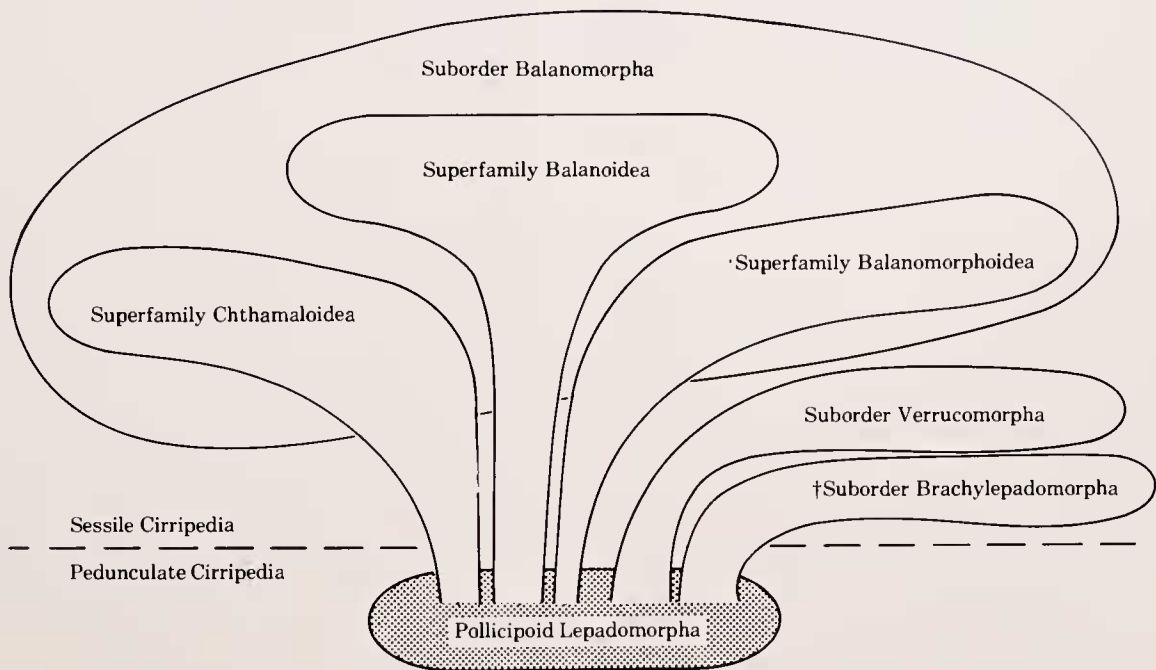


Figure 3. Polyphyletic origin of sessile cirripeds: It is well documented that extinct Brachylepadomorpha and the Verrucomorpha (Jurassic to middle Miocene, and middle Cretaceous to Holocene, respectively) evolved from pedunculate ancestors before the appearance of the Balanomorphs (Cretaceous to Holocene). The Balanomorphs also descended from pedunculates rather than from earlier sessile groups (see fig. 2 for fundamental structural differences). Thus, sessility evolved three times. However, there have been suggestions in the literature that two or more of the principal divisions of the Balanomorphs also may have had separate pedunculate ancestors, as illustrated here. If this were so, sessility within the Thoracic would have evolved four or five times (see text for discussion).

Chthamalidae, discussed by Hoek (1913) and Pilsbry (1916), remains unsettled." In our study (Newman and Ross, 1971:143) it became clear that *Hexelasma* and its allies stand distinctly apart from the chthamaloids and balanoids and that it was impossible to supply facts supporting the long standing view that it is from the chthamaloids, through *Pachylasma* and *Hexelasma*, that the balanoid barnacles have descended. Therefore, we instituted the Bathylasmatidae, to accommodate several genera, including *Hexelasma*, because the group could not be properly assigned to either the Chthamalidae or the Balanidae, and suggested that antecedents of the bathylasmatids may well be found among the scalpellid Lepadomorpha rather than the Balanomorpha.

However, in the foregoing, the balanoid rather than chthamaloid affinities of the Bathylasmatidae were emphasized, and while the Tetraclitidae was recognized as a distinct family, it was placed rather closer to the Balanidae than the Chthamalidae, with the "elminoids" standing in a somewhat intermediate and questionable position (Newman and Ross, 1971:143). Ross (1970:9) provided the solution to the last problem by demonstrating that at least two species referred to *Elminius* by previous authors were in fact tetraclitids rather than balanoids. Hence the difficulties posed by the elminoids

evaporated and the four families of the Balanomorpha became more sharply defined.

The gulf between chthamaloids and balanoids is particularly great. The tetraclitids and bathylasmatids are envisaged here as more closely related to one another than to either the chthamaloids or the balanoids. Although the tetraclitids and bathylasmatids are separable, there is presently no reason to believe that the former have not evolved from the latter, and it is to this complex rather than the balanoids that we infer the coronulines and chelonibiines are most closely related. Thus, it remains possible that the Balanomorpha is triphyletic; an artificial assemblage of three independently evolved sessile types (Fig. 3). If this were the case, sessility was achieved five times in the Thoracica: once in the Verrucomorpha, once in the Brachylepadomorpha, and three times in the Balanomorpha — all from comparable, but lepadomorph ancestors. Nonetheless, for the aforementioned reasons, the Balanomorpha is retained here, even though it may not be a natural grouping. As a partial solution to this problem we propose that the families recognized here be distributed between three superfamilies, the Chthamaloidea, the Balanomorphoidea, and the Balanoidea. Should polyphyly be documented in the future, one or more of these would of necessity become suborders.

EVOLUTION AND DIVERSIFICATION

CHTHAMALOIDEA

Darwin (1854b:486) commented that ". . . Catophragmus forms, in a very remarkable manner, the transitional link [between the Chthamalidae and the Lepadidae], for it is impossible not to be struck with the resemblance of its shell with the capitulum of Pollicipes. In Pollicipes, at least in certain species, the scuta and terga are articulated together — the carina, rostrum, and three pairs of latera, making altogether eight inner valves, are considerably larger than those in the outer whorls — the arrangement of the latter, their manner of growth and union, — all are as in Catophragmus. If we, in imagination, unite some of the characters found in the different species of Pollicipes, and then make the peduncle so short (and it sometimes is very short in *P. mitella*) that the valves of the capitulum should touch the surface of attachment, it would be impossible to point out a single *external* character by which the two genera . . . could be distinguished." As Withers (1928b) noted, Pilsbry (1916) suggested an even nearer likeness with the more specialized *Scillaelepas*, and this model was adopted by Newman et al (1969:R269, fig. 90).

Darwin further noted that the trophi of chthamaloids are similar to those of lepadomorphs. The labrum is thick and bullate, and this is basically a lepadomorph character. The tridentoid mandibles and the multiarticulate caudal appendages of the primitive chthamaloids are typical of the pollicipoid lepadomorphans, and it is the sum of these arthropodal structures that separate the chthamaloids from other Balanomorpha. The first and second cirri are modified for cleaning the posterior net-forming pairs of particulate matter and transferring it to the mouth. In lepadomorphs, generally but one pair of cirri is so modified, but pollicipoids have modifications of the second and even the third pairs (Darwin, 1851b:313). Finally, the base of the penis is simple, without basidorsal point, as in all thoracicans except the Balanoidea. In general, the trophi and chaetotaxis are most conservative throughout the lower chthamaloids and readily distinguish the entire stock from the remainder of the Balanomorpha. The facies similarity with pollicipoids is indeed most striking.

Virtually nothing more could be asked for in a generalized ancestor for the higher Chthamaloidea than *Catophragmus* and *Catomerus* — all the essential parts are there. All that needs

to be done is to modify the form, by loss or fusion of shell parts and loss or specialization of appendages and trophic structures, in order to produce the diversity of taxa presently observed within the superfamily (Fig. 4).

Relationships between genera have been noted by various authors. Pilsbry (1916:291) took a somewhat Gruvellian approach, and arrayed them in phylogenetic order, primarily according to number of wall plates. He also divided the most species-rich genus, *Chthamalus*, into two groups based on the nature of the mandible. These were refined and named informally by Nilsson-Cantell (1921) as the quadridentoid *Stellatus*-group and the tridentoid *Hembeli*-group.

Zullo (1963c) observed that the more generalized tridentoid mandible of the *Hembeli*-group was the type common to more primitive chthamaloids and, coupled with differences in mode of shell reduction, proposed that the Chthamalidae be divided into three groups: the quadridentoid *Chthamalus*, *Chamaesipho*, and *Octomeris*, and tridentoid *Catophragmus*, *Chionelasmus*, and *Euraphia*, and the tridentoid *Pachylasma*. The *Pachylasma*-group included *Hexelasma* (Zullo, 1963a). This is essentially Pilsbry's (1916:291) classification. Pope (1965), in a most scholarly review, pointed out some problems with the tri- and quadridentoid aspects of the division and this will be returned to shortly.

Although Utinomi (1968:36) avoided dealing with the problems that arise when using the mandibles as a key taxonomic character, he formally designated subfamilial divisions for what were essentially the Pilsbry-Zullo groupings: the *Catophragminae* (*Catophragmus*, *Catomerus*, and *Chionelasmus*), the *Chthamalinae* (*Chthamalus*, *Chamaesipho*, and *Octomeris*), and the *Pachylasminae* (*Pachylasma*, *Hexelasma*, and *Tessarelasma*). To the *Catophragminae* one must add the late Cretaceous *Pachydiadema* Withers (1935); to the *Chthamalinae*, the Recent *Tetrachthamalus* Newman (1967) and *Jehlius* Ross (1971); and from the *Pachylasminae*, or rather from the Chthamaloidea in general, remove *Hexelasma* and *Tessarelasma* (see Newman and Ross, 1971:142). We are otherwise in accord with Utinomi's groupings, but not as coordinate taxa (Fig. 4).

The *Catophragmidae* comprises an ancient and generalized stock; there is a significant gap between it and the remaining subfamilies. The differences, aside from the supplementary

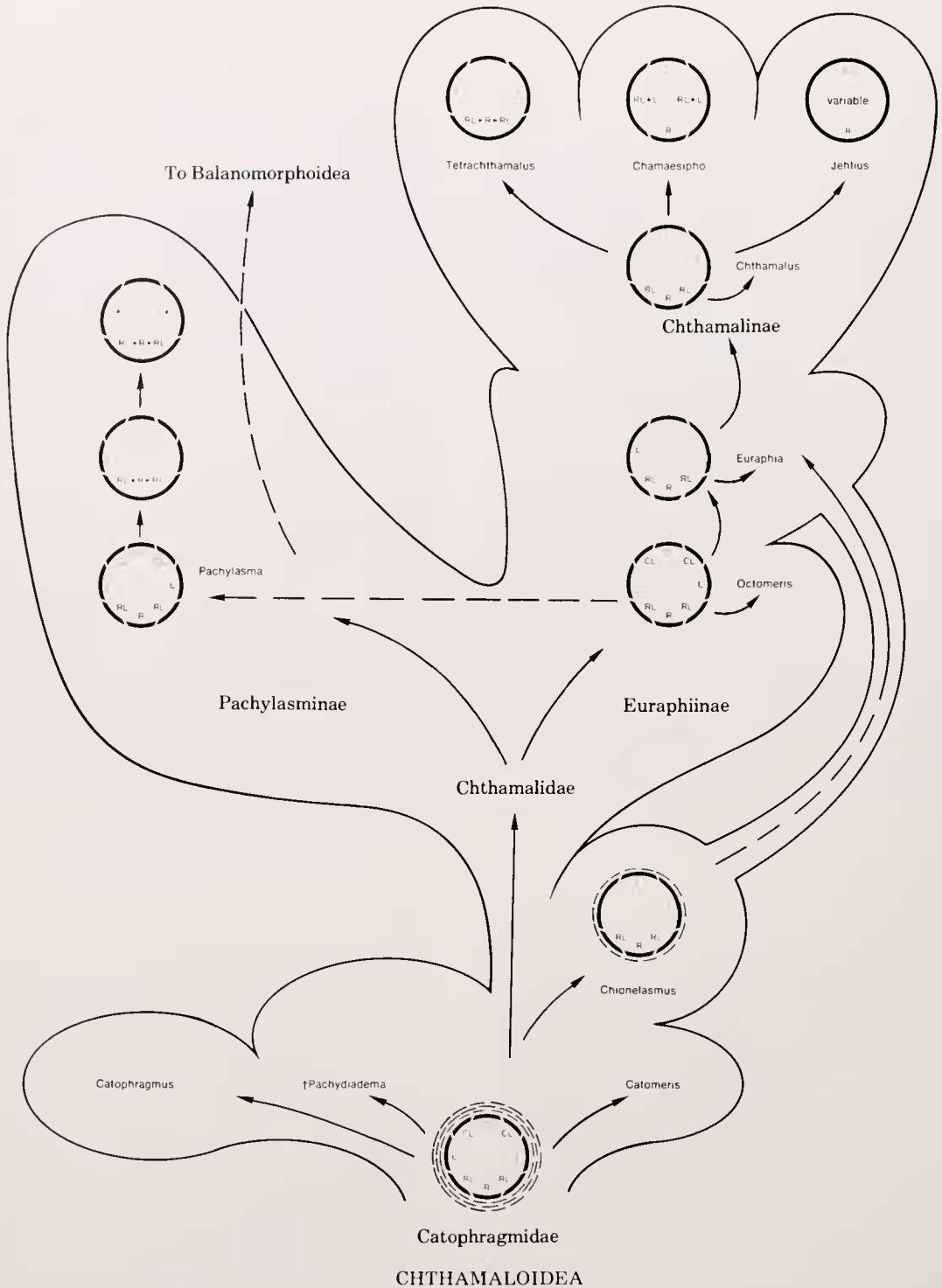


Figure 4. Radiation of the Chthamaloidea: It seems unlikely that *Chionelasmus* and *Pachylasma* (the only deep-sea members of the superfamily) evolved from intertidal catophragmids (*Catophragmus* and *Catomeris*) whose trophi and anterior cirri are much more specialized. By default then, the extinct *Pachydiadema* becomes a more likely candidate. It also seems unlikely, for the same reasons, that *Octomeris* gave rise to *Pachylasma*, or vice versa since the opercular valves of *Pachylasma* are already advanced. Finally, while it seems unlikely that *Chionelasmus* gave rise to six-plated euraphiines, the possibility cannot presently be ruled out.

If higher balanomorphans arose from chthamaloids, workers since and including Darwin (1854b) consider that it would have been via a pachylasminine ancestor (see text for further discussion).

whorls of plates in the Catophragmidae, are the extremely primitive nature of the primary wall plates and the opercular valves. Even in *Chionelasmus*, where the supplementary plates have been reduced to but a single whorl, and the primary wall plates from eight to six, the primitive pollicipoid facies is retained.

The jump from Catophragmidae to Chthamalidae is wholly in "modernization" of the wall, the arthropodal structures remain essentially the same in the primitive Euraphiinae and Pachylasminae, as do the number of primary wall plates. Whether catophragmines gave rise to these two subfamilies independently, or the apparently more generalized shallow water euraphian *Octomeris* gave rise to the deep-water Pachylasminae, cannot be resolved at this time.

Although the arthropodal structures seem to be similar, it is evident by shell characteristics that the euraphiines and pachylasmines are not closely related. Zullo (1963c:190) emphasized that further advances in shell arrangement differ in the two groups. Consequently, it is clear that the pachylasmines attained a six-plated condition by development of a compound rostrum, and the euraphiines by loss of the carino-laterals.

The transition from Euraphiinae to Chthamalinae is clearly by way of *Euraphia*, and consists primarily of the first and only significant change in the trophic apparatus. This change, the development of the so-called quadridentoid mandible of Pilsbry and others, is probably an adaptation, along with the specialized setae (grapples or cards) on the anterior cirri, to life in the high intertidal, as suggested by Pope (1965:965).

The important feature of the quadridentoid mandible is probably not so much that there are four teeth, or that the second and third teeth are commonly bifid, but that the inferior portion rather than forming an angle supporting a group or tuft of spines, is drawn out into a relatively long straight comb. Nevertheless, Pope (1965:27) questioned the taxonomic value of this character. For example, she stated that the finding of "large individuals of certain Australian species (*Chthamalus antennatus*: 49) in which normally 4-toothed species have developed only 3 teeth, or conversely, of 3-toothed species (*Euraphia withersi*: 43) with 4 teeth, is going to make the drawing of distinctions between Zullo's generic groups somewhat difficult."

While there are difficulties in placing a few species in one or the other of these two groups, they are minor, and Pope herself explains most of them away. There is some variation in the

number of teeth in *E. withersi*, and Pope (1965:43) pointed out that the majority of specimens will be found to have three teeth, and under any circumstance, the inferior angle is pectinated, not combed. Thus there would appear to be no real difficulty here. And with regard to *C. antennatus*, Pope (1965:49) stated, "Sometimes mandibles of the right and left sides may vary and while the left one may have a *stellatus*-pattern for its lower tip, the right may have a "*hembeli*" one. However, in individuals with somewhat *hembeli*-like jaws, the small, fourth double tooth can be seen, thus enabling the real affinities of *C. antennatus* with *Chthamalus* to be recognized."

Pope (1965:58) goes on and provides further evidence that alleviates her own objection to the recognition of *Euraphia* as separate from *Chthamalus*. In *C. malayensis* "juveniles, or during regeneration in certain individuals, the lower tip of the mandible is reminiscent of the *Hembeli* pattern." She then (1965:59) notes that mandibles regenerating after having been damaged take on a euraphian form, and furthermore, that it seems as though juveniles and regenerating *C. antennatus* have to pass through a euraphian stage during the development of their much toothed and highly complex mandibles. The juvenile situation is clearly ontogenetic; it is indeed an ancestral euraphian reminiscence, as suggested by Pope, and that a regenerating limb would have to repeat the process is not surprising. Therefore, the distinction between mandibles in the two groups recognized by Pilsbry and used informally by Nilsson-Cantell seem not only to be useful taxonomically, but they aid in elucidating the evolution of higher chthamalids. A combed stellatoid mandible is seen elsewhere only in some Tetracitidae, which also develop specialized cirral setae and occur high in the intertidal (Ross, 1970).

Despite the great age of the Chthamaloidea, the group has been relatively conservative, undergoing little diversification with regard to both structure and habitat. None (with the possible exception of certain *Pachylasma* on crinoids) has formed an obligate symbiotic association. The catophragmoid facies, first appearing in rocks of late Cretaceous age, was apparently an adaptation to high energy conditions along the shore and must have been abundant and widely distributed in the past. Extant species have restricted distributions in the austral region and the tropical Americas.

The most advanced catophragmid, *Chionelasmus*, and the relatively generalized chthamalid *Pachylasma* are presently the only deep-water

members of the entire superfamily — all others are intertidal. Where *Euraphia* and *Chthamalus* occur together the former and more generalized occupies the higher reaches of the intertidal, the highest of all balanomorphs (Pope, 1965; Southward, 1964b). Littoral and shallow water habitats that would otherwise appear suitable for chthamaloids are occupied, presumably through competitive exclusion and other biological interactions, by higher balanomorphoids and by balanoids.

BALANOMORPHOIDEA

The Balanomorphoidea, proposed here, encompasses the Coronulidae, Bathylasmatidae and Tetracitidae (Figs. 1 and 5). Taken together one finds a suite of fundamentally primitive or generalized characters, including 8 wall plates, membranous basis, generalized opercular plates, no basidorsal point on the penis, and a labrum and cirrus III of intermediate form.

Until recently the Tetracitidae occupied an uncomfortable position as a subfamily of the Balanidae (Ross, 1968, 1970), whereas certain species of the Bathylasmatidae had been placed at one time in the Balanidae and at another in the Chthamalidae before being recognized as constituting a distinct family (Newman and Ross, 1971). The suite of characters that unites the Tetracitidae and Bathylasmatidae under the Balanomorphoidea is the same as that which prevents their being satisfactorily assigned to either the Chthamalidae or Balanidae. The same holds true for the coronulid *Chelonibia*. But in addition it has 8 wall plates, a condition that previously complicated understanding the evolution of Balanidae. Our proposed reassignment of the coronulids to this superfamily not only removes this difficulty, but also allows for further insights into the fundamental organization and evolution of the balanomorphoids.

The intermediate position of *Hexelasma* s.l. and related genera between Chthamalidae and Balanidae, appeared ideal in arguments for derivation of the latter (Zullo, 1963c:190). However, it was shown (Bage, 1938; Newman and Ross, 1971:148) that the nature of the soft parts are not altogether intermediate, but rather possess many unique characteristics. Also, arguments requiring bathylasmatids as intermediate between chthamaloids and balanoids neglected the apparent eight rather than six-plated origin of the latter. Such arguments side-stepped what was considered a living representative of an early balanid, *Chelonibia*. At the same time,

the bathylasmatids could not be considered directly derivable from chthamalids, and because of *Chelonibia* they did not appear to be appropriate ancestors for the balanids. The obvious conclusion was that they must have had a separate origin, and probably then from a comparable pollicipoid lepadomorph stock (Newman and Ross, 1971).

The preparation of this revision afforded us the opportunity to take a fresh look at the matter. We found that the apparent obstacle raised by *Chelonibia* was actually not a problem at all. As stated previously, and as will be given diagnostic documentation in the systematic account to follow, *Chelonibia* and its allies have hitherto been incorrectly placed among the Balanidae, and this has stifled our thinking on the matter. Once freed of this constraint the whole picture becomes simplified and eminently clearer. *Chelonibia* and other coronulids appropriately fall in the Balanomorphoidea.

Because of their extreme specialization as obligatory commensals of marine reptiles and mammals (Ross and Newman, 1967), what is known of the Coronulidae, beyond *Chelonibia*, tells us nothing about the evolution of the higher Balanomorphoidea. It is the Bathylasmatidae that provides us with the data base from which further inferences can be drawn.

The Bathylasmatidae form a natural group and we propose that it be divided into the subfamilies Bathylasmatinae and Hexelasmae (Fig. 5). Opercular valves are generalized in the former, and form a vertically oriented cone. In the latter, the opercular valves are more balanoid, and the plane of the scuta lies almost horizontal, across the orifice of the shell. Within the family, *Hexelasma* stands in an intermediate position between *Bathylasma* and *Aptolasma*. However, it is more closely related to the latter and together they form the Hexelasmae.

Many features in *Aptolasma* herald the Tetracitidae. The comparable form of the mandible and labrum, the tendency for the third cirri to be antenniform, comparable opercular valves, and the peculiarity of the wall plates in being permeated by longitudinal chitin-filled tubes, are all characteristics that draw them together.

In the original diagnosis of *Aptolasma*, only a small number of differences could be assembled to distinguish the genus from *Tetracitita* s. l., but at that time no six-plated tetracitids were known. However, it subsequently became clear that *Balanus* (*Austrobalanus*) *imperator* Darwin was not just closer to *Tetracitita* than to *Balanus*, as Darwin (1854b:290) had recognized, but that it was a tetracitid

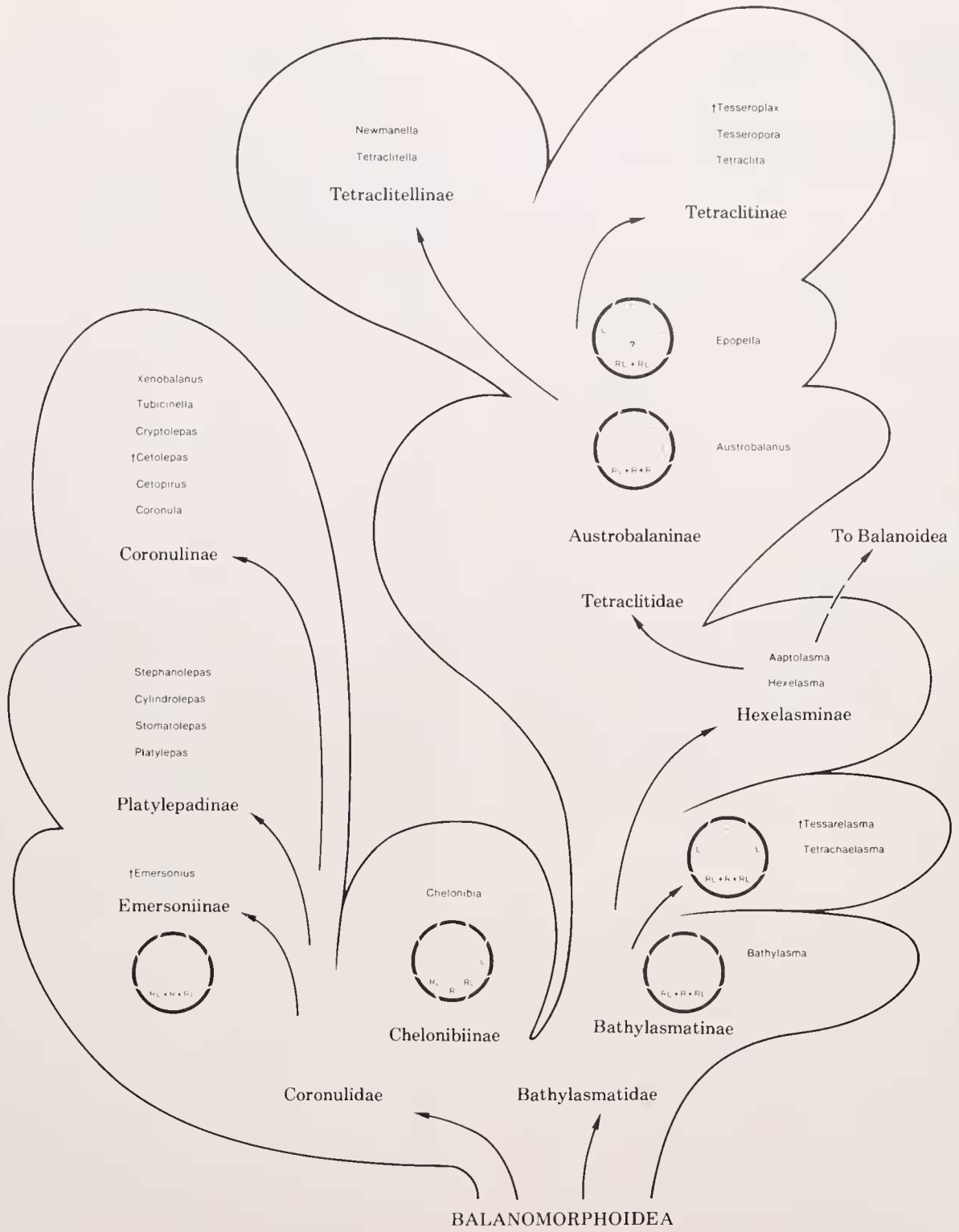


Figure 5. Radiation of the Balanomorphoidea: The Coronulidae are specialized obligate commensals of large crustaceans, some fish, sea turtles and snakes, and marine mammals. The Tetraclitidae are, on the other hand, specialized for an intertidal existence. These two families apparently did not give rise to higher forms. If the Balanoidea arose from the Balanomorphoidea, as proposed here, it probably would have been via the hexelasmines, species of which are presently confined to the shelf (see text for further discussion).

(Ross, 1971:266). Thus a distinction based on the number of wall plates, between Hexelasmae and Tetracelitidae, fails. What remains is that the tetracelitids have radii (at least fundamentally), cirri II and III commonly are armed with bipectinate and other complex setae, and the labrum is wholly non-bullate; all advances above the more generalized bathylasmatid plan.

In *Aptolasma*, the solid wall is permeated by strips of chitin in much the same manner as in certain tetracelitids (e.g. *Epopella*). All other tetracelitids have tubiferous walls whose characteristics provide the distinguishing features of the subfamilies.

There is a marked correlation between advances in specialization of appendages, shell wall, and bathymetry. The most generalized forms in the Bathylasmatidae occur at the greatest depths; in fact *Tetrachaelasma*, a close relative of *Bathylasma*, is the deepest known balanomorphan (2,300 m). Members of the Hexelasmae occur on the shelf between approximately 100 and 1,000 m. All members of the Tetracelitidae on the other hand, like most Chthamaloidea, are intertidal or restricted to very shallow water. The hiatus between the low intertidal and 100 m or so is exploited by the Balanoidea. The Balanomorphoidea (except *Tesseropora* sp. on *Heliopora*, and the coronulids), like the Chthamaloidea, do not form obligate commensal relationships as do many members or groups of the Balanoidea.

BALANOIDEA

It has been tacitly assumed that the Balanidae s. l. had an eight-plated ancestry, as did the chthamalids (cf. Newman et al, 1969). Darwin (1854b) pointed out the tripartite rostrum of the chthamalid *Pachylasma*, and of the presumed balanid *Chelonibia*. Runnström (1925) reported that the rostrum in *Balanus balanoides* formed ontogenetically by fusion of the rostrolaterals, and this has been interpreted as a reduction in the tripartite origin of the balanid rostrum. However, subsequent workers have failed to confirm this finding in this or any other balanid, much less a balanomorph.

Direct evidence of a tripartite rostrum is found in *Pachylasma* and in *Chelonibia*, but as already discussed, these genera fall near the stem of the Chthamaloidea and Balanomorphoidea, respectively, and are not directly involved in the origin of the Balanoidea. It follows then, that there is no evidence for a tripartite rostrum (eight-platedness) in the stem

of the Balanoidea. Nonetheless, it is appropriate that we review arguments to the contrary.

Zullo (1963c:190), following Darwin and Pilsbry suggested that the balanoids stemmed from the "*Pachylasma*-group." While not specifying which genera the group contained, he included *Bathylasma* (= *Hexelasma*, in part), and possibly *Bathybalanus*, as did Pilsbry (1916:291, 328). At the time, inclusion of these two genera previously unknown to Darwin, made acceptance of the group as the stem from which the balanoids could have arisen more palatable, for not only did they have the proper type of rostrum but also the appendages were considered to range from somewhat chthamaloid in *Bathylasma* to somewhat more balanoid in *Bathybalanus*. The labrum in *Bathylasma*, while not bullate as in chthamaloids, is relatively thick and lacks a deep median incision. Also, the third cirri are somewhat intermediate between the second and fourth pairs. The situation in *Bathybalanus* was thought to be comparable, although more balanoid. However, we have shown that *Bathybalanus* is in all respects a true balanid and that *Bathylasma*, while not a balanoid, is not a chthamaloid either (Newman and Ross, 1971:142). Furthermore, the *Pachylasma-Bathylasma-Bathybalanus-Balanus* s.l. transition from the chthamaloids to the balanoids by-passed *Chelonibia*, previously considered the only eight-plated balanoid. The problem of *Chelonibia* was removed in the preceding section of this paper, where it was shown that *Chelonibia* and its allies were primitive balanomorphoids rather than balanoids. We are left then with the prospect that the principal balanoid groups descended from balanomorphoids rather than chthamaloids.

Early balanoids had a solid wall, as borne out by both fossil and ontogenetic evidence. The evolution of higher balanoids has in good part centered around the development of a complex wall, an evolutionary advance not achieved to any comparable degree in the chthamaloids (Darwin, 1854b), but paralleled in many respects in the higher balanomorphoids. At this point it is not difficult to envisage the Balanoidea as having descended from hexelasma-like balanomorphoid ancestors, since the trends are already beginning there: comparably constructed wall of six plates, labrum thin and broadly notched, third cirri somewhat modified as maxillipeds, and balanoid opercular parts.

We include three families in the Balanoidea. The solid-walled forms, those included in *Semibalanus*, and those having irregular wall tubes of the non-balaninae type, such as found in *Archaeobalanus*, differ so markedly in wall

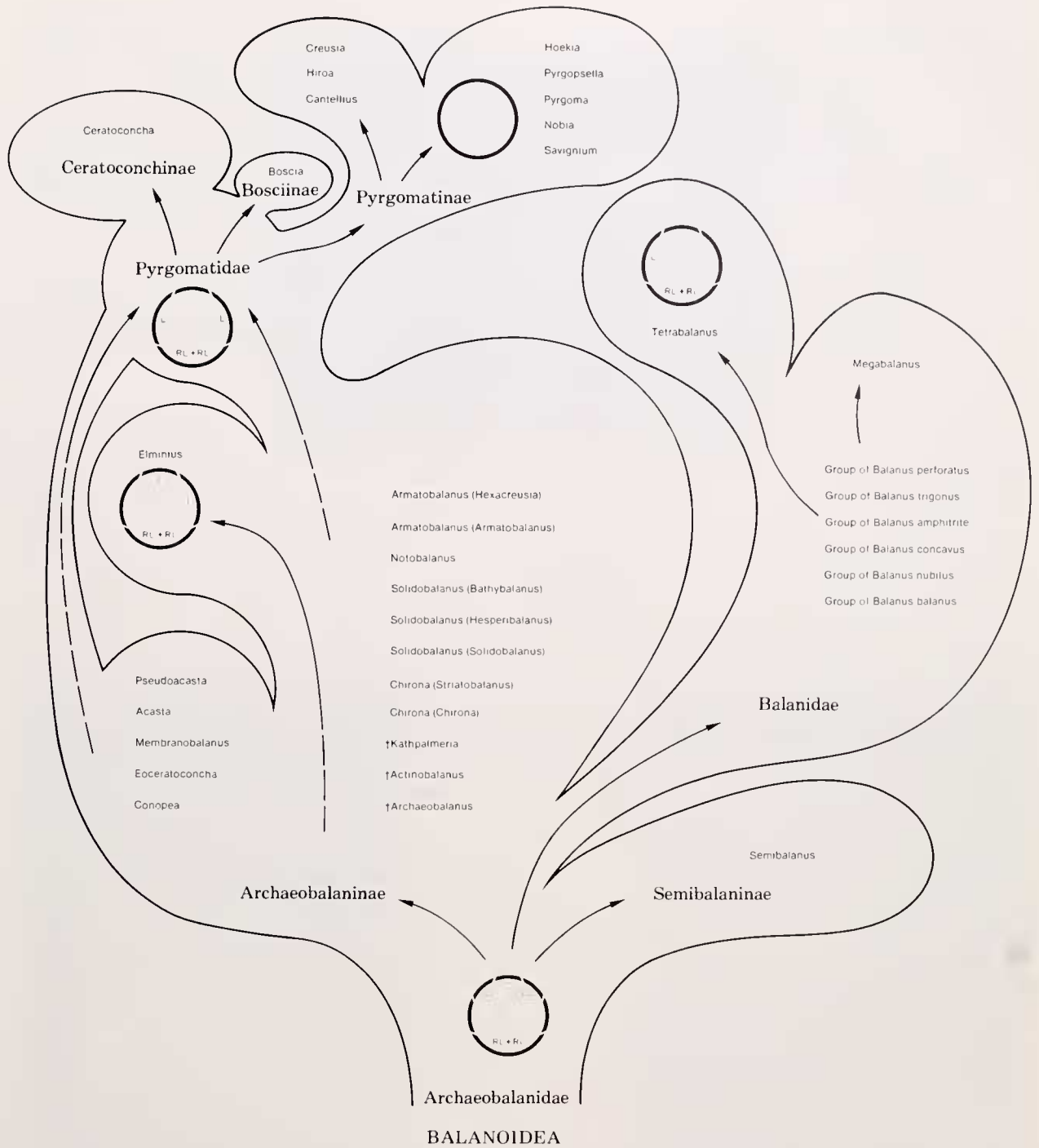


Figure 6. Radiation of the Balanoidea: A few of the more generalized balanoids, such as *Bathybalanus*, are found in deep water. But most free-living forms occur in relatively shallow water, and in the intertidal (Semibalaninae and Balanidae) where upper limits tend to set the lower limits of the chthamalid zone. Archaeobalanines, on the other hand, are usually subtidal and many have formed obligate commensual relationships (i.e. *Conopea* on gorgonians, *Acasta* on sponges, *Hexacreusia*, etc. on scleractinians). It is from the archaeobalanines that the Pyrgomatidae, occurring on scleractinians (one exception, on sponges), are inferred to have been derived, likely polyphyletically (see text for discussion).

structure from the Balanidae s.s., that we relegated them to two separate families — the Archaeobalanidae (including the Archaeobalaninae and Semibalaninae) and the Pyrgomatidae (including the Pyrgomatinae s.s., Bosciinae and Ceratoconchinae). Thus arranged, the archaeobalanids, which first appear in the Eocene, are envisaged as having stemmed from six-plated hexelasmine bathylasmatids or balanomorpha.

The Archaeobalanidae fall into two subfamilies, the more diverse Archaeobalaninae and the strictly intertidal Semibalaninae. The *Archaeobalanus*-like forms with tubiferous walls have undergone the most marked diversification of any of the balanomorphs. They are well represented in the intertidal even though the higher reaches have been left to the tetracitid balanomorphoids and most chthamaloids. The semibalanines which may have an *Actinobalanus* ancestry, apparently did not give rise to any higher taxa.

Two families stem from the Archaeobalaninae. They are fundamentally the solid-walled Pyrgomatidae and the tubiferous-walled Balanidae. The Pyrgomatidae encompasses the coral barnacles and, while the monophyletic origin of the group is in question (Withers, 1929a; Ross and Newman, 1973; Newman and Ladd, 1974), the consensus is that some, particularly those contained in the principal subfamily, the Pyrgomatinae, and possibly the Bosciinae, have descended from *Armatobalanus* (Zullo, 1969b, 1967:127; Ross and Newman, 1973). The Ceratoconchinae apparently had a different and apparently non-armatobalanid origin (Newman and Ladd, 1974).

The Balanidae, as envisaged here, may have stemmed from an irregularly tubiferous-walled ancestor having a calcareous basis such as *Archaeobalanus*. In the Balanidae the principal evolutionary advance was the establishment of a regular tubiferous wall in conjunction with an intricate dovetailing between the marginal portion of the internal ribs of the wall and the margins

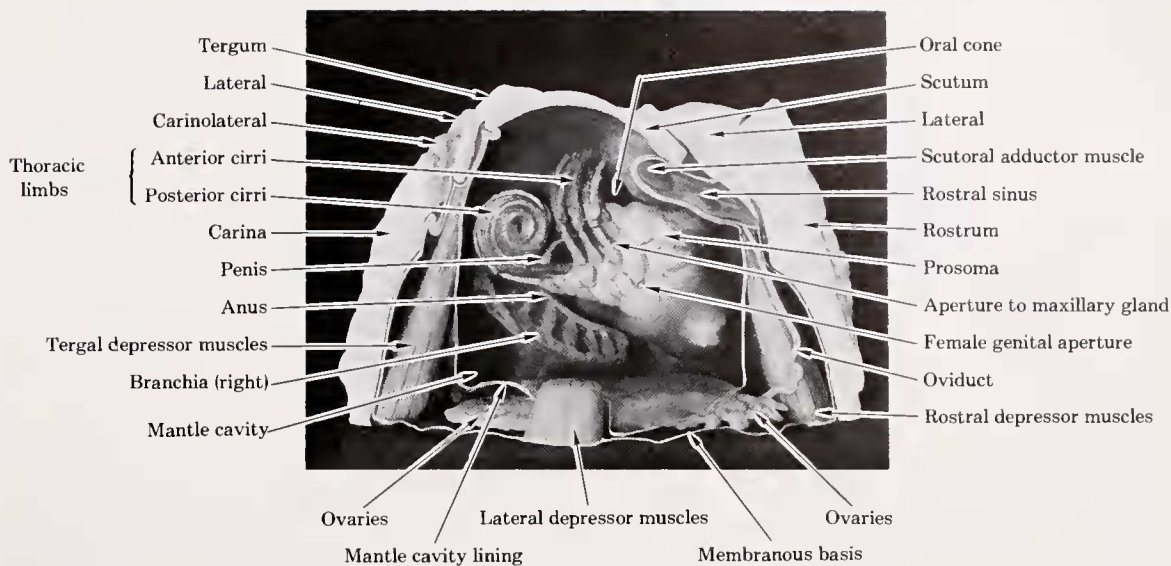
of the basis, thereby enabling an individual to continue to grow diametrically while maintaining a strong mechanical interlock with the substratum (Newman et al, 1967). Perfection of this system, including delayed application of an inner lamina to the internal ribs of the wall, produced the unique tubiferous structure distinguishing balanids from all other Balanomorpha. Tubiferous walls occur in other Balanomorpha (Pyrgomatidae, Semibalaninae, and Archaeobalaninae among the Balanoidea, and the Coronulidae and Tetracitidae among the Balanomorphoidea (Darwin, 1854b; Newman et al, 1967; Ross and Newman, 1967; Ross and Newman, 1973), but differences in ontogeny and the nature of the resultant structures indicate separate origins.

The Balanidae is the most diverse family, and Pilsbry (1916:78 et seq.) began to group species of *Balanus* s.s., informally, into eight "series." However, he did not follow through with the matter in his monograph, and today only the "Series of *B. amphitrite*" is commonly referred to in the literature. We have attempted to follow Pilsbry's lead, and have arranged the species of *Balanus* in six more or less natural groups. While some of these are readily recognizable by a number of characters, others have been assigned on the basis of undefined facies similarities. Thus, while some of the groups may eventually become genera or subgenera, such a proposal at the present would be premature. Those species that we could not readily assign to one group or another are placed *incertae sedis*, at the end of the catalogue.

A considerable part of the diversification of the Balanoidea has come about through establishment of obligate symbiotic relationships verging on, but in only one case becoming wholly parasitic (*Hoekia* on the coral *Hydnophora*, Ross and Newman, 1969). If the present epoch goes down in the fossil record as the "Age of Barnacles," as suggested by Darwin (1851a:5), it will in good part be due to the remains of symbiotic as well as free-living forms.

MORPHOLOGY

The figures appearing on the following ten pages illustrate various features of the shell and appendages of balanomorphans. The figures are arranged sequentially, beginning with the shell and ending with the appendages. In those figures where comparisons are made, the arrangement is essentially phylogenetic.



A.

B.



C.




Figure 7. Model of *Semibalanus balanoides* (L.): A and B, viewed from left side; C, viewed from rostral end (frontal aspect). In A, the left carinolateral and lateral wall plates as well as the left tergum and scutum have been removed revealing the interior of the mantle cavity containing the body of the animal as it resides when withdrawn. B, as A, but with the missing parts replaced and the cirri extended. The posterior three pairs of cirri (in Balanoidea and some Balanomorphoidea) form the cirral net while the anterior three pairs act primarily as maxillipeds. In C, it can be observed how the cirral net is formed and how the anterior cirri are positioned to aid in transferring food from it to the oral cone. Photographs courtesy of the American Museum of Natural History.

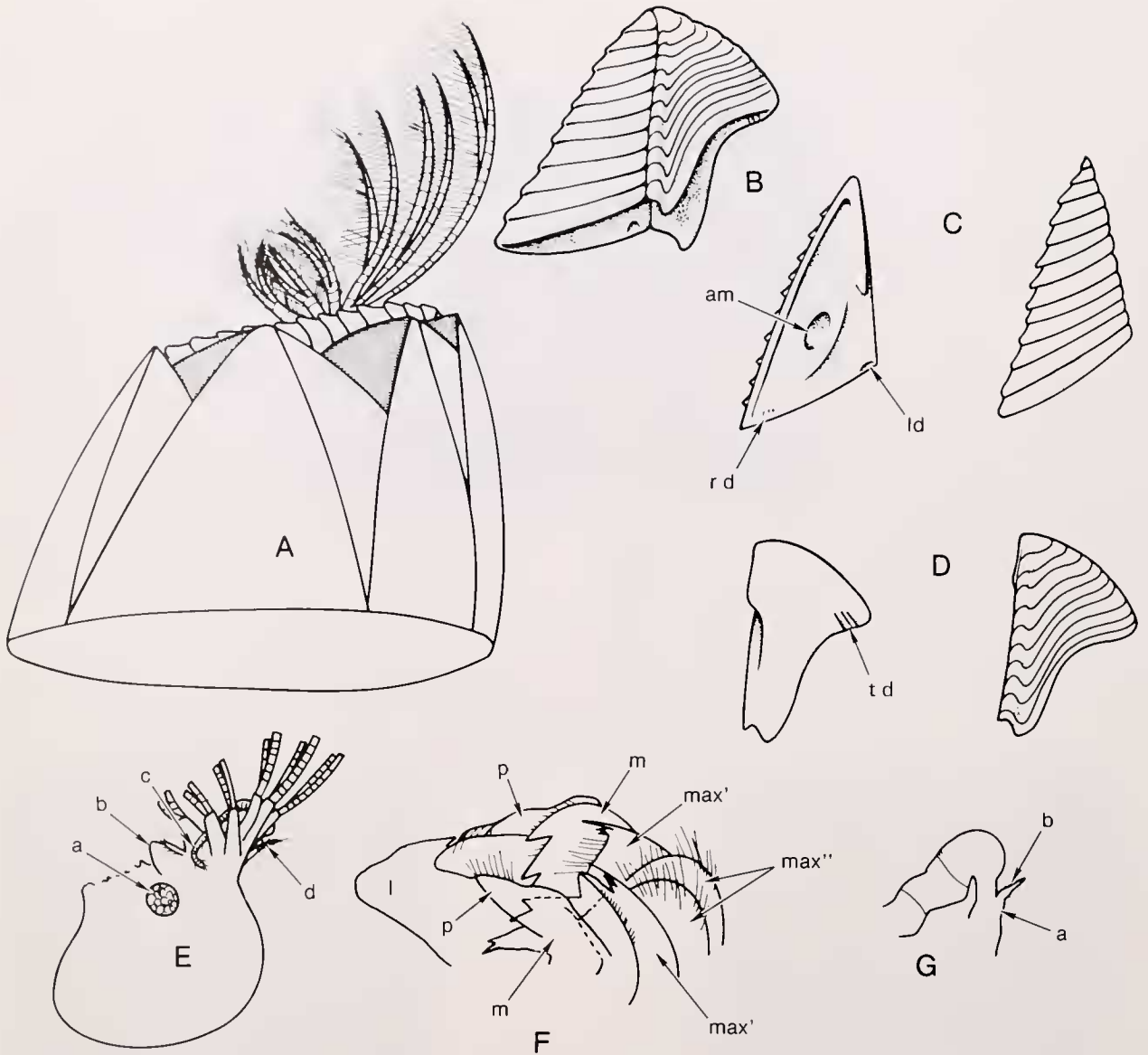


Figure 8. Principal anatomical relationships:

A. A balanomorph montage*, viewed from the right side, with right cirri extended from aperture formed between the occludent margins of the opercular valves, primarily the scuta. The six cirri are always biramous. The posterior three form the right half of the plankton-capturing cirral net, while the anterior three are reduced and otherwise modified, primarily as "maxillipeds," for removal of food from the cirral net (cf. Figs. 14-16). Cirri are extended by circulatory hydrostatic pressure and withdrawn by retractor muscles.

B. The tentorial operculum, composed of paried terga and scuta, attaches along its basal margin to the lower margin of the sheath and is operated by three principal pairs of longitudinal depressor muscles, a transverse adductor between the scuta, and circulatory hydrostatic pressure.

C. and D. Exploded operculum illustrating scuta and terga respectively. (am, insertion of adductor muscle; rd, insertion of rostral depressor; ld, of lateral depressor; td, of tergal lateral depressor).

E. Body torn free from its attachment in the operculum and surrounding mantle (carapace), exposing the adductor muscle (a), the oral cone or labrum surrounding mouthparts (b), the pedicles and proximal portions of the right cirri, the penis (c) originating between the sixth cirri and resting for the most part between the pedicles of the adjacent pairs, and the right caudal appendage or ramus of the caudal furca (d).

F. Oral cone enlarged, illustrating arrangement of trophi, from left to right: Labrum (l) with mandibular palps (p) attached to each side, followed by mandibles (m) and first and second maxillae (max', max'').

G. Basal region of a balanid penis illustrating gross form of the pedicel (a) and basidorsal point or horn (b).

*A fully bullate labrum and caudal appendages are characteristics of lower chthamalids, while much reduced third cirri and a penis with a basidorsal point are characteristics of balanids (see subsequent illustrations). A pair of outgrowths of the interior mantle lining extends into the mantle cavity in which the body of the barnacle resides. These, termed branchiae, are variable in structure between taxa, but their taxonomic value is yet to be determined. They have been little used in systematic studies and consideration of them has not been included here.

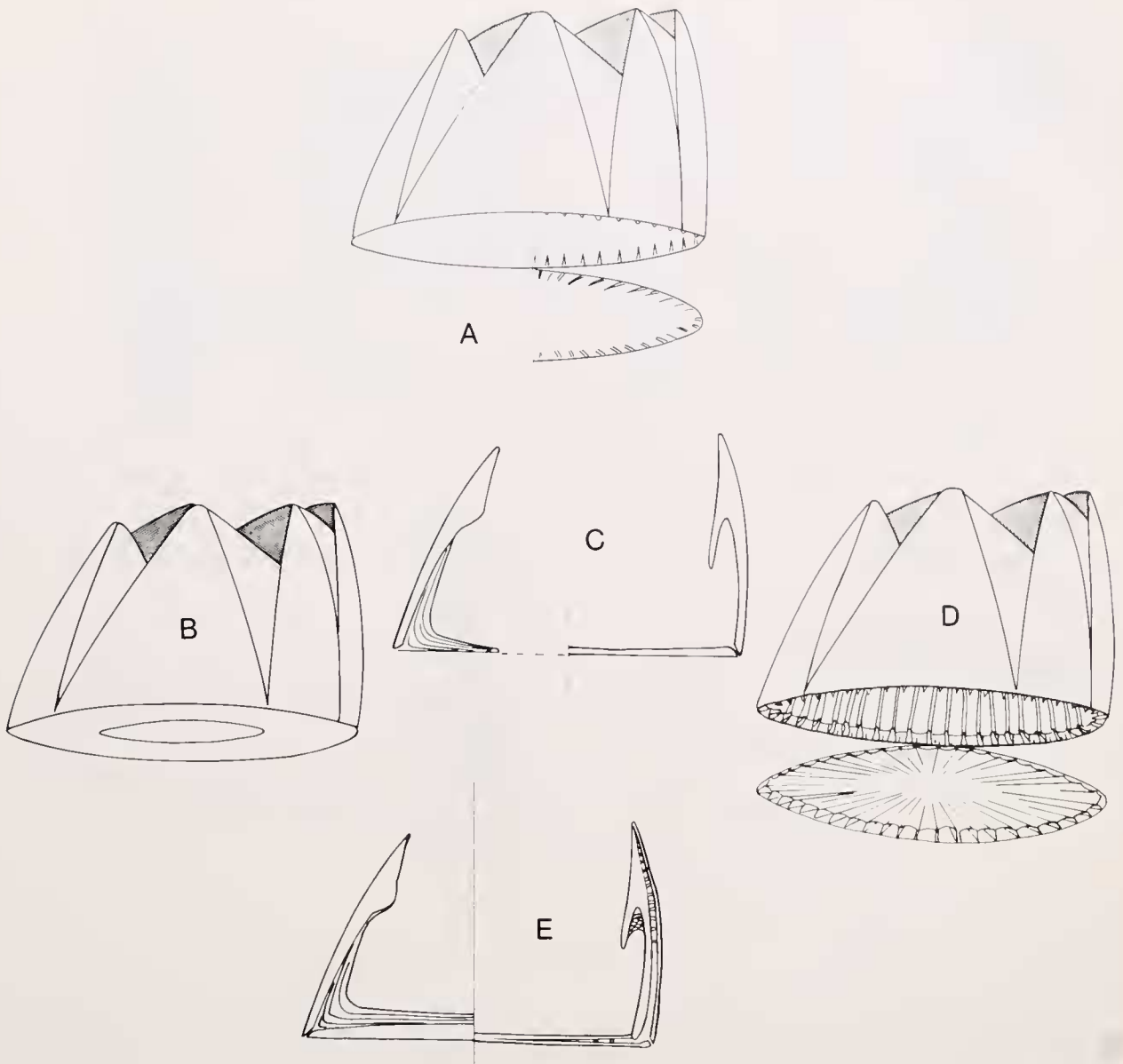


Figure 9. The balanomorph wall; modifications of basic plan and nature of the basis:

A. Wall of six solid plates; basis on left (not indicated) membranous, on right calcareous. In the latter, the basal margin of the wall may form some minor denticles, the older portions of which may appear as riblets on the interior of the wall, but the denticles form neither complex interdigitation with the basis nor anything other than very simple interlaminar figures in cross-sections of the wall (cf. Fig. 12A, B).

B. As above, but with a "false basis" which may not, as in *Euraphia intertexta*, include the central portion of the membranous basis.

C. Longitudinal sections of wall. Left, false basis, formed by successive layers of secondary calcification, in which fusion to the wall precludes further growth. Right, true basis indicating suture where marginal growth increments can occur. Various thickened apical portions of wall (sheath) support the opercular valves. The sheath is ordinarily solid and its basal margin may become dependent (right). When a dependent sheath contacts ribs on the interior of the wall a type of tubiferous wall if formed, but the sheath does not constitute a true inner lamina (some coronulids and pyrgomatids).

D. Tubiferous wall, in this case accompanied by a tubiferous basis. Well developed, uniformly deployed basal denticles form complex interdigitation with the basis which in turn is firmly cemented to the substratum. When, with growth, the inner portions of the denticles become secondarily fused, forming an inner lamina, the type of tubiferous wall seen here appears (Balanidae). If the denticles are simple, the interlaminar figures will be simple; if they have subsidiary lateral cusps, the interlaminar figures will be complex (cf. Fig. 12H, I).

E. Longitudinal sections of wall. Left, a form with solid wall and basis where growth has been precluded by secondary calcification (false basis, as in some species of *Euraphia*). Right, a situation where transverse septa have developed in the tubiferous wall and basis, and where the cavity formed by the dependent sheath has become secondarily filled and/or cancellated. Aforegoing structural developments can occur in various combinations.

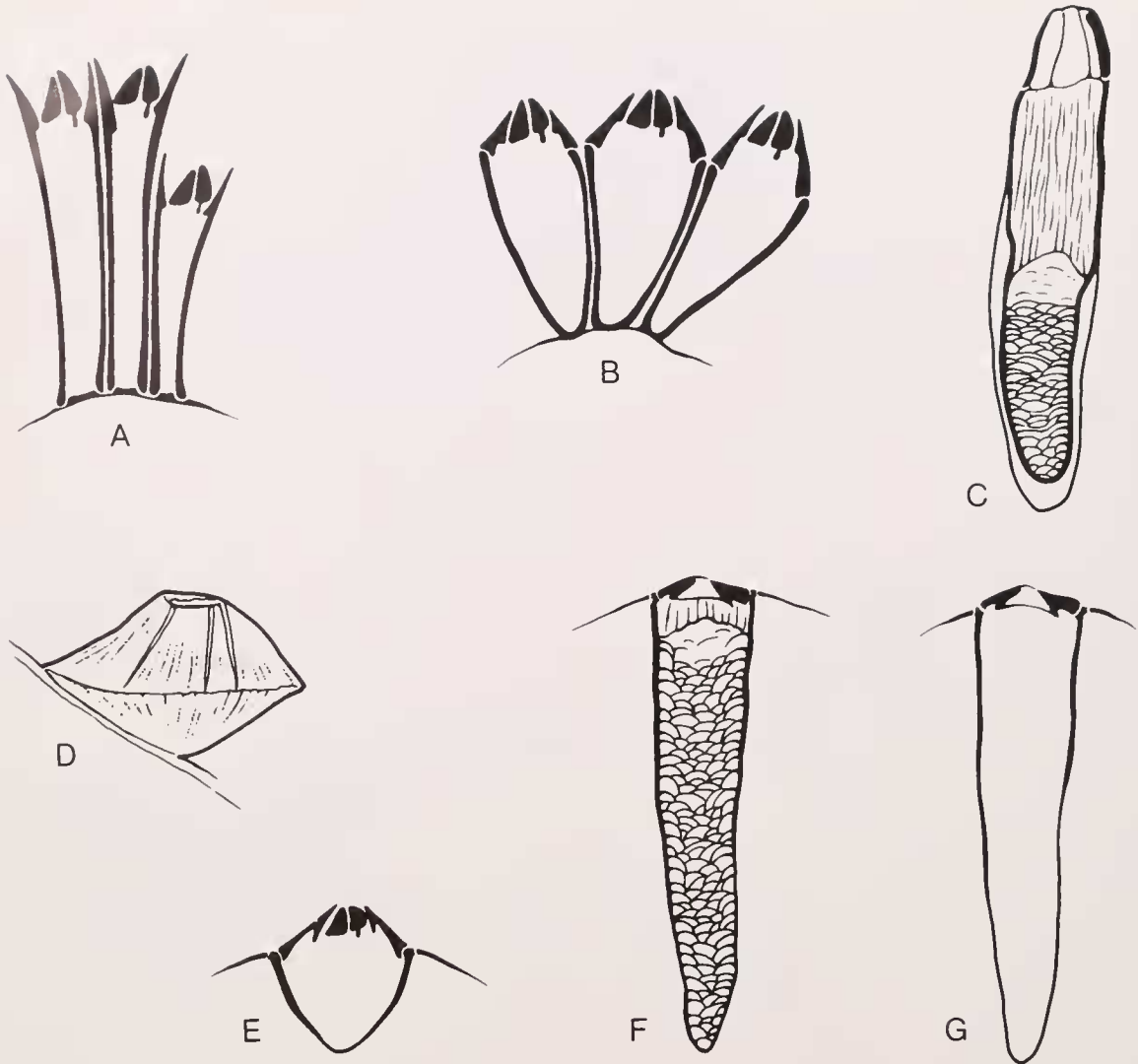


Figure 10. The balanomorph wall; modifications of the basic plan. Fundamentally balanomorphs grow diametrically, increasing in height and basal width by depositing new shell around the basal parietal margins, and the size of the aperture is increased by additions to the lateral parietal margins to varying degrees (Darwin, 1854b). When lateral increments are negligible or absent, the aperture is often enlarged by corrosion, as in *Tetraclita*. Other variations in the fundamental plan are illustrated here.

A-C. Alterations in growth in gregarious species due to crowding.

A. Pattern in forms such as *Semibalanus balanoides* and *Balanus glandula* (without or with carcereous bases respectively) where normally conical forms become columnar through elongation of the parietes.

B. Alternative response to crowding, as seen in species of *Megabalanus* and members of the *concauus* group of *Balanus*, where elongation is primarily accomplished by the formation of a cup-shaped basis. The basis may be permeated by one or numerous rows of tubes.

C. Situation in some species producing a cup-shaped basis, such as some species of the *concauus* group and in *Balanus laevis* (illustrated), where the extensive cavity formed by elongation of the basis becomes secondarily transversely septate (cancellate or cystose).

D. Growth in symbiotic forms, such as *Acasta* imbedded in sponges and *Conopea* (illustrated) occurring on gorgonians, in which a cup-shaped basis is formed. In the former it apparently assists in maintaining the apertural end of the barnacle at the surface of the growing sponge and (or) in enlarging the body chamber without forcing the wall above the surface of the sponge. In the latter, it elevates the barnacle well above the general surface of the gorgonian, the "keel" of its boat-shaped basis attaching firmly to the gorgonian axial skeleton.

E-G. Coral barnacles keep pace with the surface of the coral, generally by elongation of the basis.

E. As seen in species of *Armatobalanus* and *Boscia*, where elongation of the basis is not extensive and growth of the wall elevates the barnacle above the surface of the coral.

F and G, where elongation is extensive and the wall plates grow so as to remain more or less flush with the coral surface, as in *Eoceratoconcha* and most members of Ceratoconchinae and Pyrgomatinae. In *Eoceratoconcha* and an early species of *Ceratoconcha*, the chamber formed by the basis is cancellate (F), while in most members of the Pyrgomatidae it is open (G).

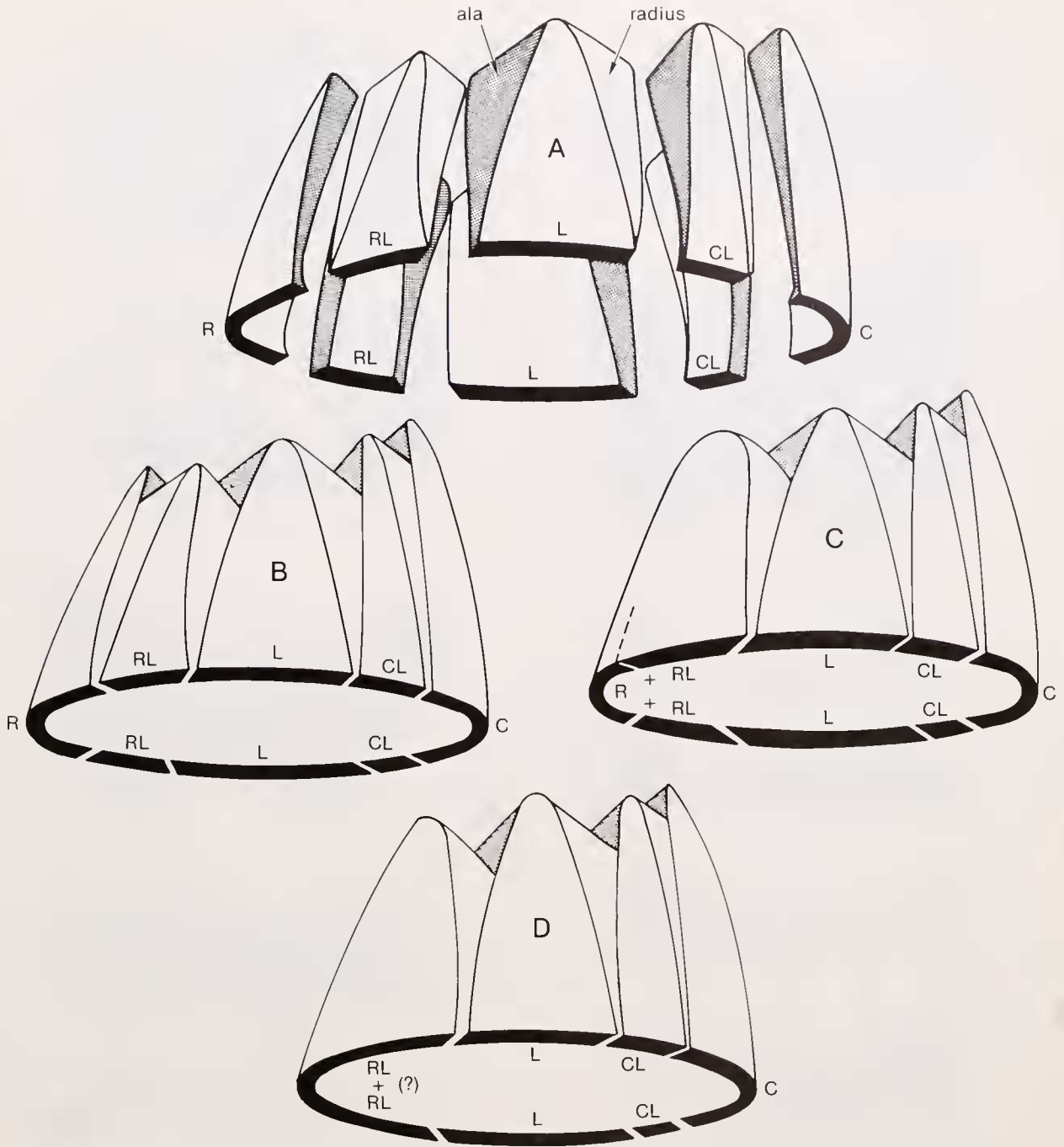


Figure 11. The balanomorph wall; parts and relationships of plates (schematic):

A. Exploded eight-plated wall viewed from the right side. The plates are named, from left to right, the rostrum (R), paired rostrolaterals, laterals and carinolaterals (RL, L and CL respectively) and the carina (C). The central triangular portion of each plate is termed the paries (pl. parietes). The basal margin (blackened portion) contacts the substratum. Contacting surfaces between adjacent plates are stippled, and the portion seen from the exterior is termed the ala (pl. alae). The parietal margin overlapping an ala may develop a lateral portion which fills the space between it and the adjacent paries. This structure is termed a radius (pl. radii). Parietes can be solid or permeated by longitudinal tubes; radii (except in *Megabalanus* and some Tetraclitidae) and alae are always solid. It can be observed that the rostrum and carina have alae, the rostrolaterals have radii on both margins while the laterals and carinolaterals have alae on their rostral and radii on their carinal margins.

B. An articulated eight-plated wall (as in lower Catophragmidae and Chthamalidae).

C. Eight-plated wall in which the rostrolaterals have become inseparably but discernibly fused to the rostrum forming a "compound rostrum" (as in some species of *Pachylasma* and in *Chelonibia*). A true rostrum has alae and is overlapped by adjacent plates, while a compound rostrum has radii and overlaps adjacent plates.

D. Compound rostrum where fusion demarcations are no longer discernible. May consist of fused rostrolaterals and rostrum, or fused rostrolaterals alone (see text for discussion of divergent views).

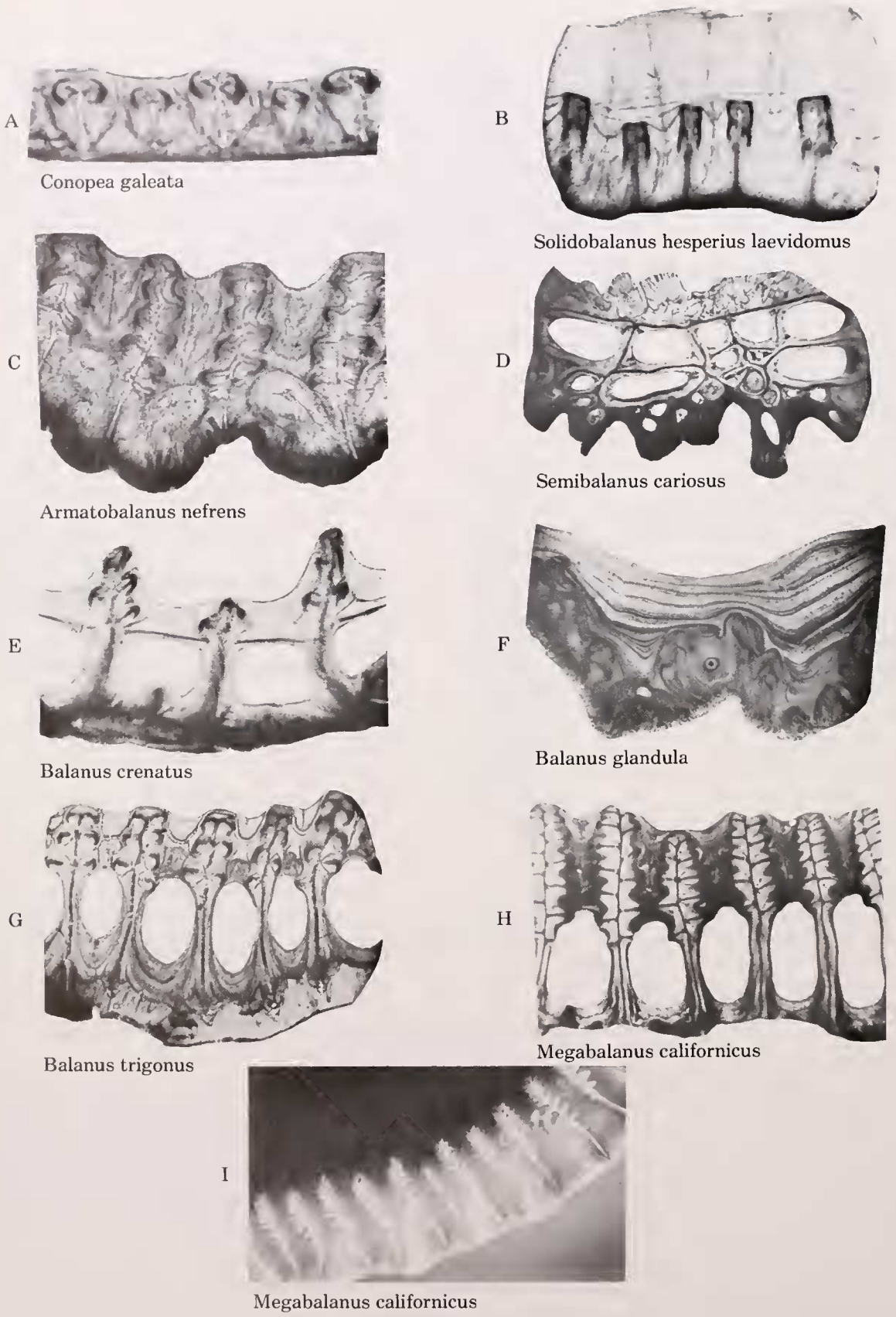


Figure 12. Wall structure in some Balanoidea. See caption on page 35.

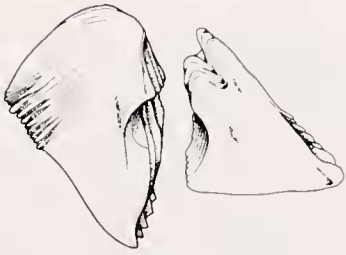
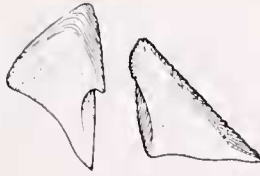
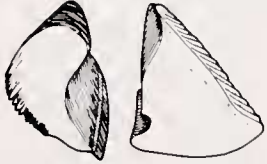
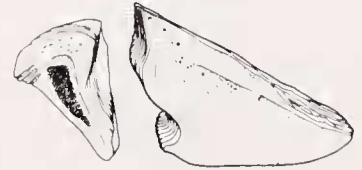
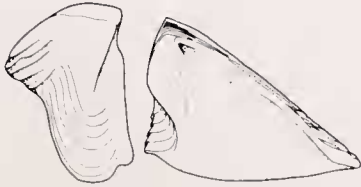
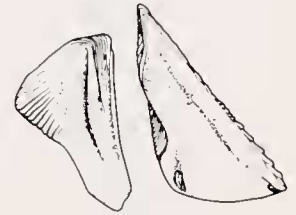
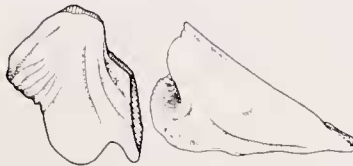
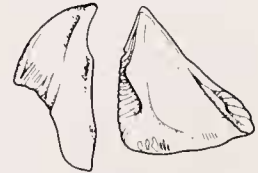
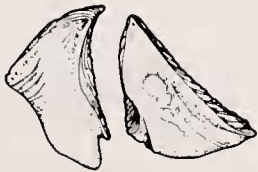
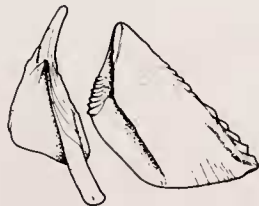
A *Catomerus polymerus*B *Chionelasmus darwini*C *Pachylasma scutistriatum*D *Octomeris sulcata*E *Euraphia hembeli*F *Euraphia aestuarii*G *Chthamalus fragilis*H *Bathylasma corolliforme*I *Aaptolasma americanum*J *Austrobalanus imperator*K *Tetracitella divisa*L *Tetracitella rufotincta*M *Armatobalanus nefrens*N *Balanus niveus*O *Megabalanus psittacus*P *Nobia grandis*

Figure 13. Opercular plates of the Balanomorpha. See caption on page 35.

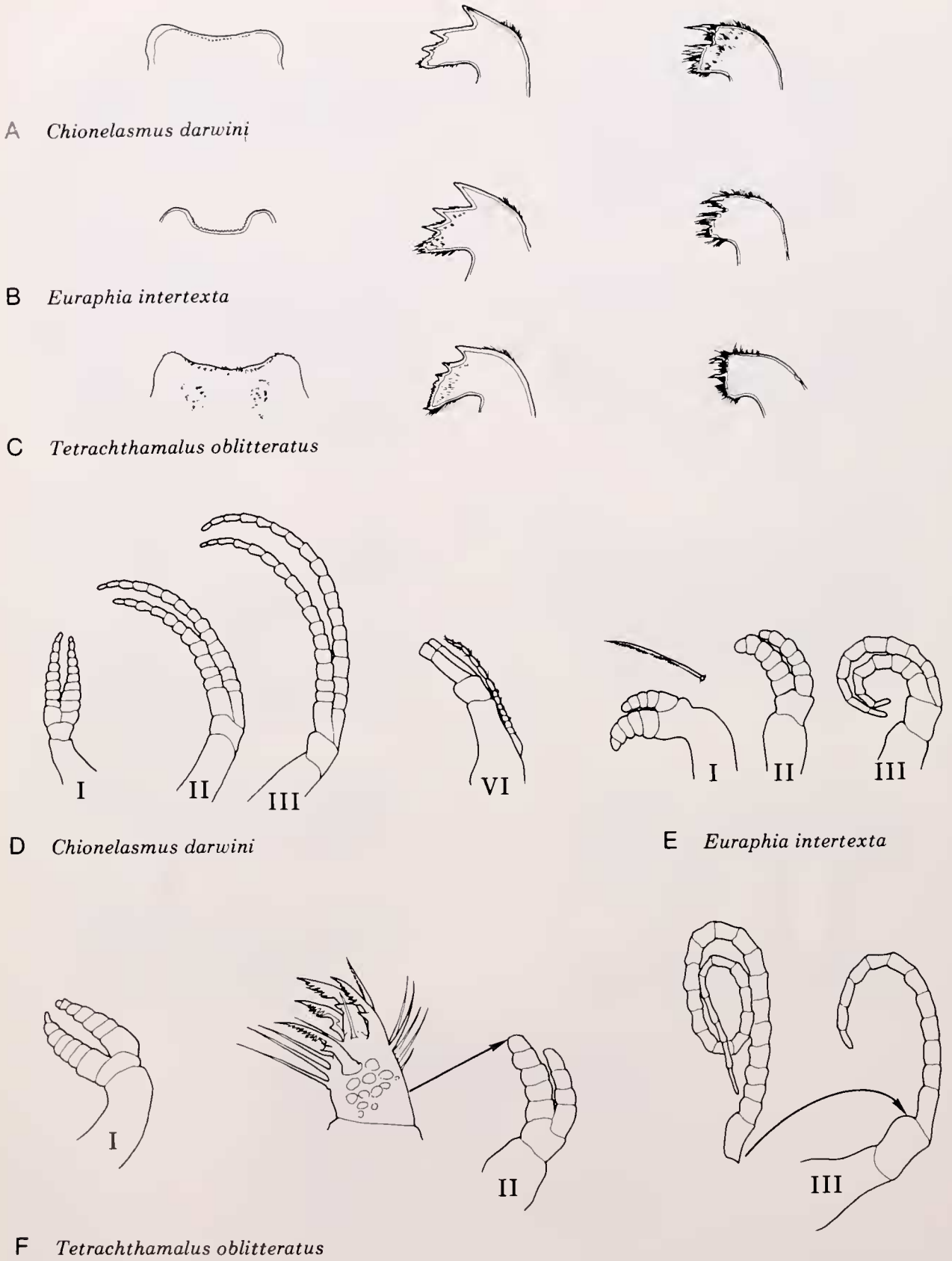


Figure 14. Trophi and cirri of the Chthamaloidea. See caption on page 35.

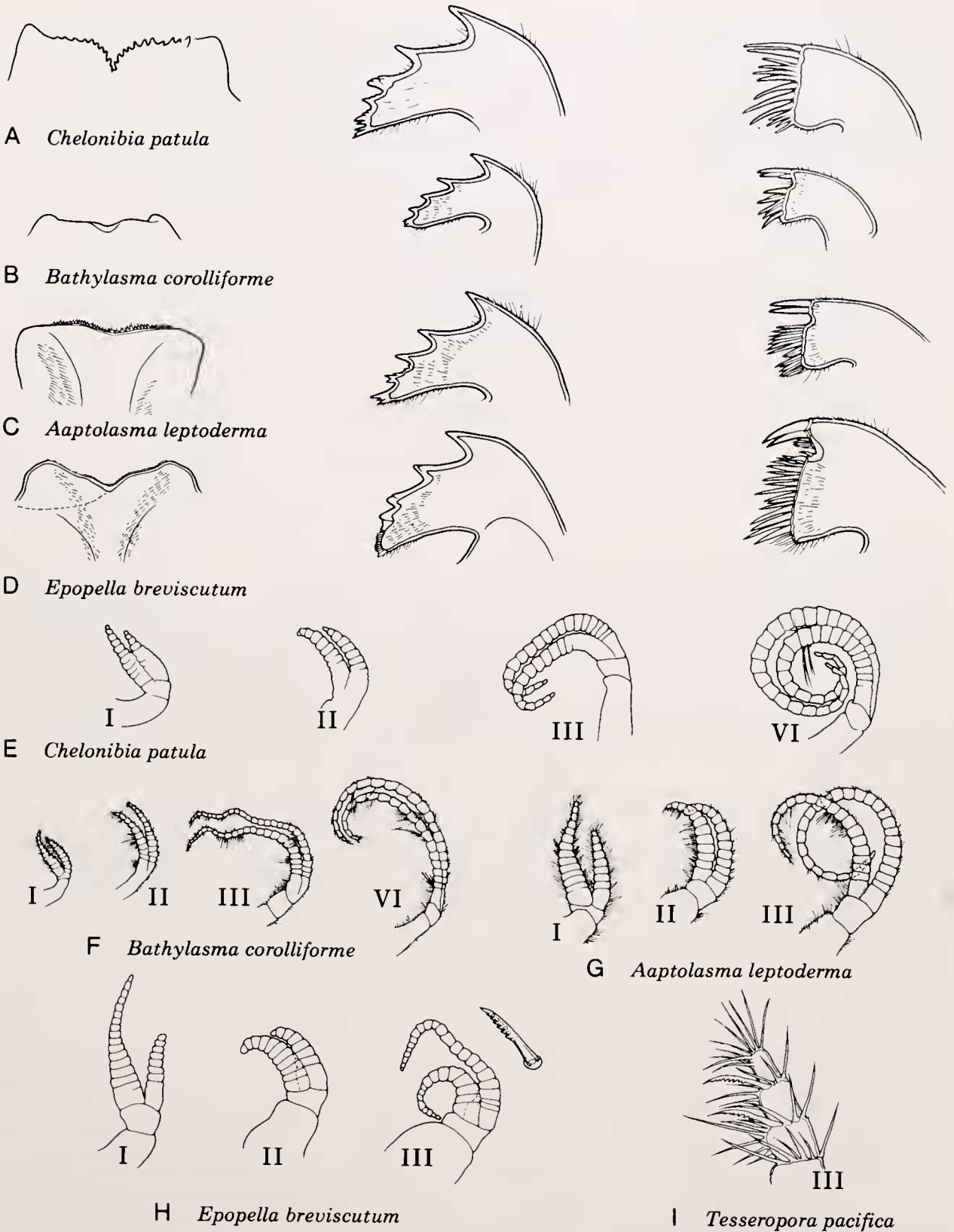


Figure 15. Trophi and cirri of Balanomorphoidea. See caption on page 35.

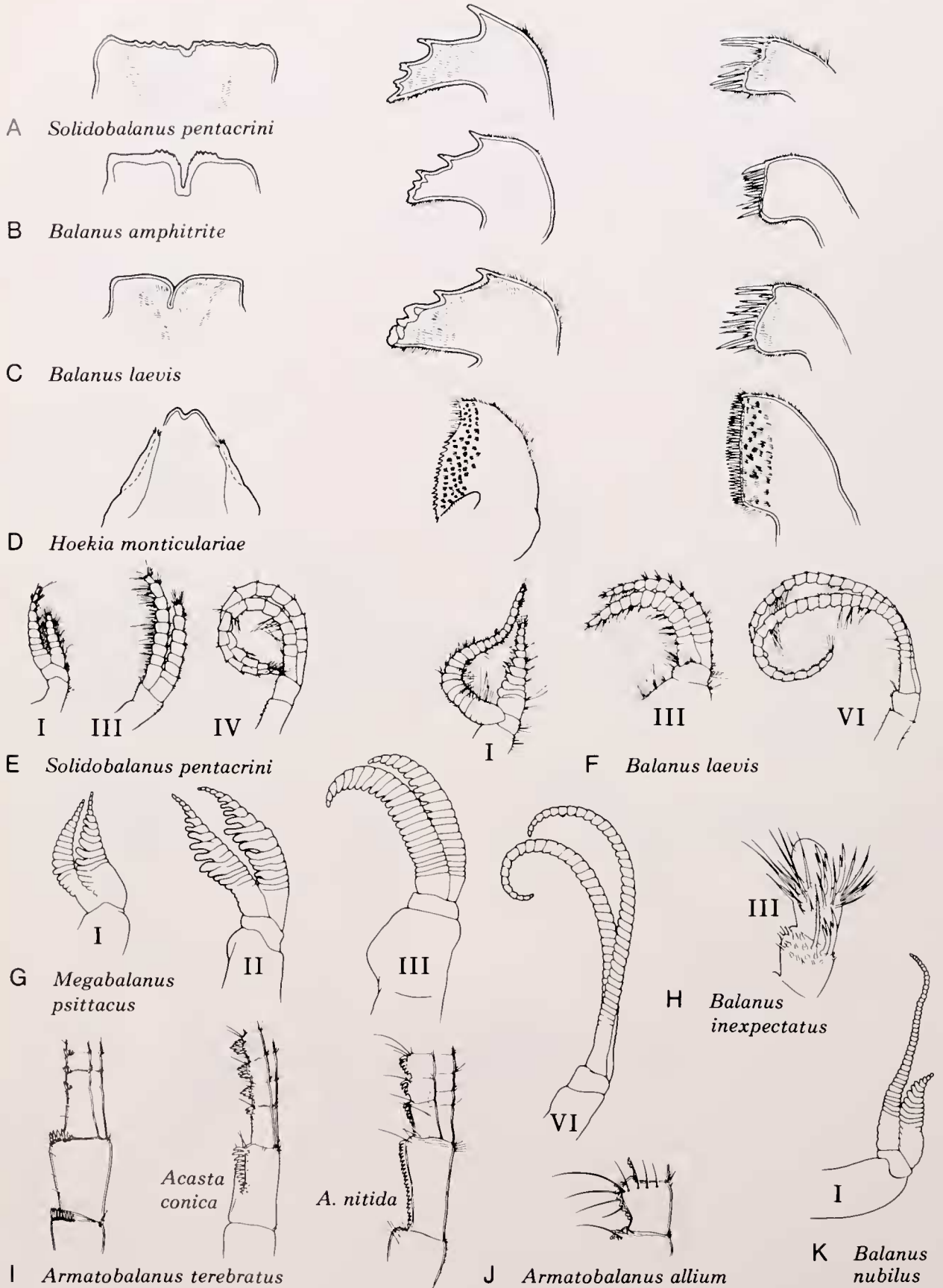


Figure 16. Trophi and cirri of Balanoidea. See caption on page 35.

Figure 12. Wall structure in some Balanoidea. A-H, transverse thin sections; I, photograph of basal margin. Increments resulting in vertical growth of the shell are due to deposition of new shell along the basal margin of the plates. In primitive forms lacking a calcareous basis (most Chthamaloidea and the lower Balanomorphoidea and Balanoidea) transverse sections reveal little complexity in gross structure. With the advent of a calcareous basis there is an opportunity for a complex suture to form, interlocking the wall to the substratum through the basis. In solid wall forms the interlocking is generally accomplished by a regular array of simple denticles, the development of which is that of planar mineralized entities along centers of calcification, and these are visible as simple interlaminar figures in the older portion of the shell (A and B). If subsidiary denticles are produced perpendicular to the main denticle (as in I), the interlaminar figures will be arborescent (in solid walled forms as in C; in tubiferous walled forms as in E, G and H). Some species without calcareous bases have tubiferous walls, and transverse sections commonly appear as in D. Some basically tubiferous walled species with calcareous bases have given up denticle formation and have all but completely filled irregularly formed tubes (F).

Figure 13. Opercular plates of the Balanomorphoidea: A-G, Chthamaloidea; H-L, Balanomorphoidea; M-P, Balanoidea (all right terga and scuta, viewed from within). In the chthamaloids, terga tend to be triangular in outline (without spur, except in higher forms like *Chthamalus fragilis* [G] where a rudimentary spur is developed), scuta never develop a strong adductor ridge, and the terga and scuta of each side tend to be deeply articulated especially in shallow-water forms (A and D-G).

The situation in the balanomorphoids is somewhat intermediate between that seen in the chthamaloids and lower balanoids; a tergal spur is variously developed, an adductor ridge becomes prominent in higher forms (J-L) and the plates of shallow water forms are less deeply articulated. (In the first two superfamilies the tergum is never beaked and a spur furrow, where developed, is always open.)

Lower balanoids tend to resemble higher balanomorphoids except that the adductor ridge is not particularly strong and the insertions of the scutal depressor muscles are simple. Closure of the spur furrow (a result of the shaft of the spur becoming virtually internal), occasionally accompanied by production of a beak (O), apparently develops independently in various lines (within Semibalaninae, members of the *Balanus concavus* group, and *Megabalanus*). Partial or complete fusion of terga and scuta of each side occurs in all three superfamilies, but marked alterations in general form occur primarily in the coral symbionts (Pyrgomatinae, P). The whale-turtle symbionts (coronulids) have reduced the opercular plates, and in *Xenobalanus* they have been lost completely.

Figure 14. Trophi and cirri of the Chthamaloidea: A and D, *Chionelasmus darwini*; B and E, *Euraphia intertexta*; C and F, *Tetrachthamalus oblitteratus*. Trophi of lower chthamaloids are similar to those pollicipoid scalpellids — labra are bullate with crests variously concave but without a median notch (A and B); the mandibular teeth may have spinose superior margins (B); and the cutting edges of the first maxillae are usually stepwise or notched. In Chthamalinae (C) the mandibular teeth are never spinose, the second and third teeth are frequently bifid, a fourth bifid tooth is developed and the inferior portion is drawn out into a straight comb with the inferior angle supporting but a few spinules, and the cutting edge of the first maxillae tends to be straight and slightly notched.

The third cirri in general tend to resemble the fourth more than the second (E and F) but in *Chionelasmus* (D) even the second are more similar to the posterior ones. Specialized setae, ranging from bipectinate (E) to pinnate (F) are generally found on the second cirri. Posterior rami of the third cirri may be antenniform (F), apparently seasonally in intertidal forms. The caudal appendages or furca, a pair of uniramous appendages attached near the bases of the sixth cirri, and commonly found in lepadomorphans, are known in a few chthamaloids (D).

Figure 15. Trophi and cirri of Balanomorphoidea: A and E, *Chelonibia patula*; B and F, *Bathylasma corolliforme*; C and G, *Aaptolasma leptoderma*; D and H, *Epopella breviscutum*; I, *Tesseropora pacifica*. Labra of balanomorphoids are similar to those of chthamaloids in being thick (although not bullate) and with variously concave crests (although there is a tendency to form a shallow notch). In *Chelonibia* (A) the labrum is distinctly notched and multidenticate, in a manner reminiscent of *Balanus amphitrite* (Fig. 16 B). Mandibles of lower forms (A-C), in generally having four major teeth and pectinate inferior angles, are similar to lower balanoids (Fig. 16, A). In higher tetracitines (D) the inferior portion becomes comblike, much as in higher chthamaloids (Fig. 14, C), apparently an adaptation to life in the high intertidal. The first maxillae are essentially balanoid. The third cirri resemble the fourth more than the second (E-G), as in chthamaloids, or one or both rami are antenniform or bear specialized serrate setae (F, H and I).

Figure 16. Trophi and cirri of Balanoidea. A and E, *Solidobalanus (Bathybalanus) pentacrinus*; B, *Balanus amphitrite amphitrite*; C and F, *Balanus laevis*; D, *Hoekia monticulariae*; G, *Megabalanus psittacus*; H, *Balanus amphitrite inexpectatus*; I, *Armatobalanus (Armatobalanus) terebratus*, *Acasta conica* and *Acasta nitida* respectively; J, *Armatobalanus allium*, K, *Balanus nubilus*. Labra of balanoids are generally thin and deeply incised; mandibles tend to have molariform rather than pectinate or combed inferior portions; first maxillae are undistinguished (B and C). In primitive species (A), the labrum has but a shallow notch and the mandible, in having an incisiform inferior portion, resembles that of the lower balanomorphoids. Marked departures from this facies are seen in commensal forms such as the wholly parasitic coral barnacle, *Hoekia* (D).

The third cirrus always more closely resembles the second than the fourth, even in primitive species (E), and its rami are never antenniform. Rather, it is the anterior ramus of the first cirrus that takes on antenniform characteristics in some higher forms (F and K). Anterior cirri become variously thickened and in species without markedly specialized setae or spines, the anterior margin of the articles may become markedly protuberant (G). Complex setae, as seen in many chthamaloids and higher balanomorphoids, are not found in balanoids. Conversely, the so-called furcate (H) and multifurcate types found in certain species of the group of *Balanus amphitrite* (Henry, 1973) have not been observed in the first two superfamilies. On the other hand, complicated arrays of spines commonly develop in balanoids (I and J), in free living forms, but especially in commensals of sponges and corals where they may be used to clear the aperture and prevent overgrowth by the host.

COMPOSITION AND DEFINITIONS OF SUPRAGENERIC TAXA

An abbreviated definition is given for all suprageneric taxa. Where appropriate, the type genus and related genera are indicated. For each genus, the author, date and page, and the number of fossil and extant species included are given.

BALANOMORPHA Pilsbry (1916: 14)

Thoracic cirripeds lacking peduncle; bilaterally symmetrical shell composed of carina, rostrum, and one to three pairs of lateral compartmental plates that may be variously fused or totally concrescent; opercular valves paired when present, with members of each pair separate, articulated or concrescent; hermaphroditic (a few species of Archaeobalaninae have complementary males).

CHTHAMALOIDEA Darwin (1854b: 446)
n. status

Wall composed of rostrum and one to three pairs of laterals; rarely supplemented with one or more whorls of imbricating plates around basal margin; rostrum rarely compound; parietes solid; radii solid; internally wall lacks uniform ribs; articulation of opercular valves generally deep, articulating pairs occasionally secondarily cemented or calcified together; basis commonly membranous, when calcareous, solid, and not forming complex interdigitations with wall; labrum bullate; crest nearly straight or shallowly concave, but without medial incision; mandible tri- or quadridentoid, with teeth usually simple; inferior angle finely pectinate or coarsely serrate; cirrus III resembling IV more than II; cirrus II frequently with specialized terminal setae; cirri lacking specialized hooks and spines; anterior ramus of cirrus III occasionally antenniform; penis without basidorsal point; caudal appendages when present multiarticulate.

CATOPHRAGMIDAE Utinomi (1968a: 36)
n. status

Wall of 8 or 6 plates; having one or more basal whorls of supplementary plates; mandible tridentoid.

Genera: *Catophragmus* Sowerby (1826: 328), type genus, 1 sp.; *Catomerus* Pilsbry (1916: 335), 1 sp.; *Pachydiadema* Withers (1935: 389), 1 sp.; *Chionelasmus* Pilsbry (1911: 82), 1 sp.

CHTHAMALIDAE Darwin (1854b: 446)

Wall of 8, 6, or 4 plates; lacking basal whorl of supplementary plates; mandible tridentoid or quadridentoid.

PACHYLASMINAE Utinomi (1968a: 36)

Wall of 8, 6, or 4 plates; wall sutures finely denticulate; rostrum compound or with weakly developed alae; scutum higher than wide; basis commonly calcareous; mandible tridentoid; commonly with caudal appendages.

Genus: *Pachylasma* Darwin (1854b: 475), type genus, 9 spp.

EURAPHIINAE n. subfam.
(Group of *C. hembeli*,
Nilsson-Cantell, 1921: 275)

Wall of 8 or 6 plates; sutures often coarsely serrate; rostrum with well developed alae; scutum higher than wide; basis commonly calcareous; mandible tridentoid; generally lacking caudal appendages.

Genera: *Euraphia* Conrad (1837: 261), type genus, 10 spp.; *Octomeris* Sowerby (1825: 326), 3 spp.

CHTHAMALINAE Darwin (1854b: 446)
(Group of *C. stellatus*,
Nilsson-Cantell, 1921: 275)

Wall of 6 or 4 plates; sutures usually finely denticulate; rostrum with well developed alae or rarely compound; scutum wider than high; basis membranous; mandible quadridentoid; teeth two through four commonly with subsidiary cusps; generally lacking caudal appendages.

Genera: *Chthamalus* Ranzani (1817: 276), type genus, 24 spp.; *Jehlius* Ross (1971b: 269), 1 sp.; *Tetrachthamalus* Newman (1967a: 425), 1 sp.; *Chamaesipho* Darwin (1854b: 470), 3 spp.

BALANOMORPHOIDEA n. superfam.

Wall composed of rostrum, carina, and one to two pairs of laterals; rostrum compound; parietes solid or tubiferous; when tubiferous often secondarily filled with chitinous and/or calcareous material; radii solid or tubiferous; internal surface of compartments generally without uniform ribs; articulations between pairs of opercular valves generally shallow, valves never calcified together secondarily; basis commonly

membranous, when calcareous solid and not forming complex interdigitations with wall; labrum thick, weakly bullate; crest nearly straight or shallowly concave, frequently with median depression, rarely with medial incision; mandible quadridentoid; teeth simple or teeth two through four with subsidiary cusps; inferior angle finely pectinate or coarsely serrate; cirrus III resembling II more than IV or more or less intermediate between II and IV; cirri without specialized spines or hooks, but cirri II and III may be armed with specialized setae; rami of cirrus III normal, or inner, outer or both rami antenniform; penis lacking basidorsal point; caudal appendages lacking.

CORONULIDAE Leach (1817: 68)

Wall of 8 (rostrum discernibly tripartite) or 6 plates; plates of six-plated forms with or without a median longitudinal sulcus; parietes tubiferous; tubes formed between inner and outer lamina, between internal buttresses, or between external ribs; interlamine figures simple, dendritic or anastomosing; radii solid; basis membranous; opercular plates when present, reduced, not articulated and not occluding aperture.

CHELONIBIINAE Pilsbry (1916: 262)

Wall of 8 or 6 plates, each lacking a median longitudinal sulcus; opercular plates weakly articulated; terga well developed; borders of mantle not forming a hood over the cirri; one row of confluent wall tubes formed between inner and outer lamina.

Genera: *Chelonibia* Leach (1817: 68), type genus, 12 spp.

EMERSONIINAE Ross (1967: 7)

Wall presumably of 6 plates, each lacking a median longitudinal sulcus; several rows of vertically discontinuous wall tubes between inner and outer lamina.

Genus: *Emersonius* Ross (*in* Ross and Newman, 1967: 7), type genus, 1 sp.

CORONULINAE Leach (1817: 68)

Wall of 6 plates, each lacking a median longitudinal sulcus; terga vestigial; opercular plates lacking in *Xenobalanus*; borders of mantle forming a hood over the cirri; single row of wall

tubes formed by infoldings of outer lamina against the sheath.

Genera: *Coronula* Lamarck (1802: 464), type genus, 8 spp.; *Cetopirus* Ranzani (1817: 276), 1 sp.; *Cetolepas* Zullo (1969a: 17), 1 sp.; *Cryptolepas* Dall (1872: 300), 2 sp.; *Tubicinella* Lamarck (1802: 461), 1 sp.; *Xenobalanus* Steenstrup (1851: pl. 3), 1 sp.

BATHYLASMATIDAE Newman and Ross (1971: 138)

Wall of 6 or 4 plates; parietes solid and lacking regular internal ribs, or with chitin-filled longitudinal tubes arranged in a single row; plates lacking radii; inferior margin of mandible commonly pointed, bearing a few small spines; all cirri lacking specialized setae; one or both rami of cirrus III and occasionally cirrus II may be antenniform.

BATHYLASMATINAE n. status

Wall of 6 or 4 plates; wall not permeated by tubes; basis membranous, but inner shelf may form by secondary calcification; scuta oriented essentially perpendicular to basis; tergum lacking distinct spur; cirrus II resembling III more than I.

Genera: *Bathylasma* Newman and Ross (1971: 143), type genus, 3 spp.; *Tessarelasma* Withers (1936: 591), 1 sp.; *Tetrachaelasma* Newman and Ross (1971: 152), 1 sp.

HEXELASMINAE n. subfam.

Wall of 6 plates; permeated by chitin-filled tubes; basis calcareous; scuta oriented essentially parallel to basis; tergum with distinct spur; cirrus II resembling I more than III.

Genera: *Hexelasma* Hoek (1913: 224), type genus, 3 spp.; *Aptolasma* Newman and Ross (1971: 158), 5 spp.

TETRACLITIDAE Gruvel (1903b: 160)

Wall of 6 or 4 plates; parietes solid, or permeated by chitin, or having one or more rows of tubes containing living tissue or secondarily filled with calcareous and chitinous material; radii well developed or obsolete, basis commonly membranous; inferior margin of mandible pectinate or coarsely serrate; cirrus II and III commonly armed with specialized setae; inner or outer or both rami of cirrus III either normal or antenniform.

AUSTROBALANINAE n. subfam.

Wall solid, or permeated by chitinous rods or lamellae; radii solid, narrow or obsolete.

Genera: *Austrobalanus* Pilsbry (1916: 218 in part, ref. to *B. imperator* only),¹ type genus, 1 sp.; *Epopella* Ross (1970: 3), 3 spp.

TETRACLITELLINAE n. subfam.

Wall tubiferous; tubes never filled; radii tubiferous or solid, broad, well developed.

Genera: *Tetraclitella* Hiro (1939e: 273), type genus, 10 spp.; *Newmanella* Ross (1969: 242), 1 sp.

TETRACLITINAE Gruvel (1903: 160)

Wall tubiferous; tubes commonly partly filled with chitinous and calcareous material; radii solid, narrow or obsolete:

Genera: *Tetraclita* Schumacher (1817: 91), type genus, 18 spp.; *Tesseropora* Pilsbry (1916: 259), 5 spp.; *Tesseroplax* Ross (1969: 241), 1 sp.

BALANOIDEA Leach (1817: 68) n. status

Wall composed of rostrum, carina, and one to two pairs of lateral compartments, or wholly concrescent; parietes solid or tubiferous, when tubiferous rarely secondarily filled; radii solid or tubiferous; when basis calcareous internal surfaces of compartments commonly with uniform ribs; basis commonly calcareous, solid or permeated by tubes, rarely membranous; when calcareous commonly forming complex interdigitations with wall; opercular valves occlude aperture; articulations between pairs generally shallow, or fused; labrum thin, never bullate; crest with pronounced medial incision; mandible quadri- or quinquidentate; second and following teeth with one or more subsidiary cusps; fifth tooth often vestigial; inferior angle commonly molariform; cirrus III resembling II more than

IV; cirri usually without specialized setae, but not infrequently armed with specialized hooks and spines; rami of cirrus II or III never antenniform; rami of cirrus I subequal or grossly unequal; lacking caudal appendages; penis with basi-dorsal point (rudiment thereof in Semibalaninae).

ARCHAEOBALANIDAE n. fam.

Wall of 6 or 4 plates; parietes solid, rarely tubiferous; tubes uniformly or irregularly arranged and formed between inner and outer laminae; when regularly arranged interlaminar fingers simple, linear; radii solid; basis commonly calcareous, rarely tubiferous.

ARCHAEOBALANINAE n. subfam.

Wall of 6 or 4 plates; parietes solid or tubiferous; when tubiferous, tubes uniformly arranged in single row; interlaminar figures simple; basis calcareous or membranous, when membranous wall solid.

Genera: *Archaeobalanus* Menesini (1971: 9) type genus, 1 sp.; *Actinobalanus* Moroni (1967: 923), 7 spp.; *Kathpalmeria* Ross (1965a: 61), 2 spp.; *Armatobalanus* s. s. Hoek (1913: 159), 15 spp.; *Armatobalanus (Hexecreusia)* Zullo (1961b: 72), 2 spp.; *Chirona* s. s. Gray (1835: 37), 6 spp.; *Chirona (Striatobalanus)* Hoek (1913: 159), 8 spp.; *Solidobalanus* s. s. Hoek (1913: 159), 15 spp.; *Solidobalanus (Hesperibalanus)* Pilsbry (1916: 192), 15 spp.; *Solidobalanus (Bathybalanus)* Hoek (1913: 230), 1 sp.; *Notobalanus* n. gen., 3 spp.¹; *Elminius* Leach (1825: 210), 3 spp.; *Membranobalanus* Hoek (1913: 159), 7 spp.; *Acasta* Leach (1817: 69), 54 spp.; *Conopea* Say (1822: 323), 16 spp.; *Pseudoacasta* Nilsson-Cantell (1930b: 11), 1 sp.; *Eoceratoconcha* Newman and Ladd (1974: 387), 2 spp.

SEMIBALANINAE n. subfam.

Wall of 6 plates; parietes tubiferous; basally tubes irregularly spaced, not in discrete rows; interlaminar figures lacking; basis membranous.

Genus: *Semibalanus* Pilsbry (1916: 182), type genus, 5 spp.

PYRGOMATIDAE Gray (1825: 104)

Wall of 4 plates or wholly concrescent; parietes solid or tubiferous; when tubiferous tubes occur between outer lamina and sheath, or between external ribs of wall; interlaminar figures complex, essentially arborescent; radii solid; basis calcareous, rarely tubiferous, membranous in *Pyrgopsella*.

¹Darwin (1854b: 290) noted, on the basis of several shell characters and the nature of the third cirrus, that *Balanus imperator* was closer to *Tetraclita* than to *Balanus*, but he nonetheless assigned it to *Balanus*. Pilsbry (1916: 218) proposed the subgenus *Austrobalanus*, with *Balanus imperator* as the type species. However, Ross (1971: 266) noted that *imperator* was not a *Balanus*, but a six-plated tetraclitid, and subsequent studies on arthropodal structures confirms this affinity: *Austrobalanus imperator* is assigned to the Tetraclitidae herein. This change necessitates erecting a new genus for the remaining three taxa originally assigned to *Austrobalanus* by Pilsbry. We propose *Notobalanus* Ross, herein (Gr. *notos*, southern, and *Balanus*), with *Balanus flosculus* Darwin, 1854b, as the type species, and assign this genus to the Archaeobalanidae herein. The species assigned to *Notobalanus* may be characterized as follows: shell small, non-tubiferous; inner basal surface bears irregular ridges; radii narrow; basis calcareous, and non-tubiferous; scutum with crests for insertion of lateral depressor muscle.

PYRGOMATINAE Gray (1825: 102)

Wall of 4 plates or wholly conerescent; opercular valves normal or modified; when normal, tergum with weakly developed lateral depressor muscle crests, or crests lacking; when shell conerescent, sheath lacking paired sulci.

Genera: *Pyrgoma* Leach (1817: 68), type genus, 1 sp.; *Cantellius* Ross and Newman (1973: 150), 17 spp.; *Creusia* Leach (1817: 68), 3 spp.; *Hiroa* Ross and Newman (1973: 153), 1 sp.; *Hoekia* Ross and Newman (1973: 161), 1 sp.; *Nobia* Sowerby (1823: no pagination), 6 spp.; *Savignium* Leach (1825: 210), 4 spp.; *Pyrgop-sella* Zullo (1967a: 123), 2 spp.

CERATOCONCHINAE n. subfam.

Wall of 4 plates; opercular valves normal; tergum with a single large crest for lateral depressor muscle.

Genus: *Ceratoconcha* Kramberger-Gorjanović (1889: 50), type genus, 21 spp.

BOSCIINAE n. subfam.

Wall wholly conerescent; opercular valves normal; tergum with feebly developed lateral depressor muscle crests, or crests lacking; sheath with paired sulci.

Genus: *Boscia* Ferussac (1822: 145), type genus, 4 spp.

BALANIDAE Leach (1817: 68)

Wall of 6 or 4 plates; parietes tubiferous; tubes basically in single uniform row formed between inner and outer laminate although supplementary tubes may form basally; inter-laminate figures complex, arborescent; radii either solid or tubiferous; basis calcareous, commonly tubiferous.

Genera: *Balanus* DaCosta (1778: 248), type genus, 131 spp.; *Megabalanus* Hoek (1913: 158), 49 spp.; *Tetrabalanus* Cornwall (1941: 227), 1 sp.

CATALOG OF SPECIES

Superfamily Chthamaloidea Darwin, 1854, n. status
Family Catophragmidae Utinomi, 1968

Genus *Catophragmus* Sowerby, 1826

Catophragmus imbricatus Sowerby, 1827, figs. 1-6

SYNONYMY/DIAGNOSIS: Henry, 1958:217.

REFERENCES: Broch, 1922:298 (as *Catophragmus pilsbryi* n. sp.); Darwin, 1854b:490; Gruvel, 1905a:196; Pilsbry, 1916:335, Verrill, 1901:22; Weltner, 1897:274.

DISTRIBUTION: Atlantic: Antigua, Bermuda; Pacific: Panama, Costa Rica.

Genus *Pachydiadema* Withers, 1935

Pachydiadema cretaceum Withers, 1935:390

DISTRIBUTION: Upper Senonian (Cretaceous), Ifo, Sweden (Withers 1953:103).

Genus *Catomerus* Pilsbry, 1916

Catomerus polymerus (Darwin), 1854b:487

SYNONYMY/DIAGNOSIS: Pope, 1965:16.

REFERENCES: Barnes & Klepal, 1971:79 (pedicel of penis); Broch, 1922:299, 301; 1927a:506; Bennett & Pope, 1953:105; 1960:182; Dakin et al., 1948:176; Endean et al., 1956:88; Gruvel, 1903b:111; 1905a:195; Guiler, 1952:20; Nilsson-Cantell, 1926:8; Pilsbry, 1916:336; Pope, 1945:356; Weltner, 1897:274; Wisely & Blick, 1964:162 (first stage nauplii); Womersley & Edmonds, 1958:217.

DISTRIBUTION: Southeast Australia.

Genus *Chionelasmus* Pilsbry, 1911

Chionelasmus darwini (Pilsbry), 1907c:188.

SYNONYMY/DIAGNOSIS: Nilsson-Cantell, 1928b:446.

REFERENCES: Gordon, 1970:105; Nilsson-Cantell, 1938b:14; Pilsbry, 1911:82; 1916:335; Pope, 1965:10.

DISTRIBUTION: Hawaii; Rodriguez Is., Western Indian Ocean; 450-460m.

Family Chthamalidae Darwin, 1854

Subfamily Pachylasminae Utinomi, 1968

Genus *Pachylasma* Darwin, 1854

Pachylasma aurantiacum Darwin, 1854b:480

SYNONYMY/DIAGNOSIS: Darwin, 1854b:480.

REFERENCES: Gruvel, 1905a:199; Weltner, 1897:273.

DISTRIBUTION: New South Wales, Australia.

Pachylasma chinense Pilsbry, 1912:293

SYNONYMY/DIAGNOSIS: Pilsbry, 1912:293.

REFERENCE: Pilsbry, 1916:329.

DISTRIBUTION: East China Sea; 400m.

Pachylasma crinoidophilum Pilsbry, 1911:81

SYNONYMY: Utinomi, 1968a:24.

DIAGNOSIS: Pilsbry, 1911:81; Utinomi, 1968a:24.

REFERENCES: Kruger, 1911b:460; Nilsson-Cantell, 1932a:14; Utinomi, 1958a:307.

DISTRIBUTION: Tokyo Bay to Kyusyu, Japan; 300-400m.

Pachylasma darwinianum Pilsbry, 1912:293

REFERENCE: Pilsbry, 1916:329.

DISTRIBUTION: Sulu Arch.; 150m.

Pachylasma ecaudatum Hiro, 1939b:52

SYNONYMY/DIAGNOSIS: Utinomi, 1968a:31 (as *Hexelasma ecaudatum*).

DISTRIBUTION: Ogaswara I.; 200m.

Pachylasma giganteum (Philippi), 1836:250

SYNONYMY/DIAGNOSIS: Darwin, 1854b:477.

REFERENCES: Gruvel, 1905a:198; Kolosváry, 1942c:143;

1943a:77; 1951c:412; Pilsbry, 1916:329; Relini, 1969:169; Stubbings, 1967:263; Weltner, 1897:273; Withers, 1953:60, 61.

DISTRIBUTION: Mediterranean (Sicily); West coast of Africa. Tertiary: Messina, Sicily.

Pachylasma integrirostrum Broch, 1931:50

DISTRIBUTION: Kei Is.; 140m.

Pachylasma japonicum Hiro, 1933:65

SYNONYMY/DIAGNOSIS: Utinomi, 1958a:22.

REFERENCE: Hiro, 1937c:430.

DISTRIBUTION: Southwest coast of Japan; 55-364m.

Pachylasma scutistriata Broch, 1922:301

SYNONYMY/DIAGNOSIS: Utinomi, 1968a:26.

REFERENCE: Nilsson-Cantell, 1927a:781.

DISTRIBUTION: Southern Japan, South China Sea to S. Australia; 132-2050m.

Subfamily Euraphiinae n. subfam.

Genus *Octomeris* Sowerby, 1825

Octomeris angulosa Sowerby, 1825:244

SYNONYMY: Barnard, 1924:98.

DIAGNOSIS: Darwin, 1854b:483.

REFERENCES: Barnes & Barnes, 1965a:391 (variation in egg size); Barnes & Klepal, 1971:79 (pedicel of penis); Gray, 1825:104 (as *O. stuchburii* n. sp.); Gruvel, 1903b:109; 1905a:197; Hiro, 1932b:478; Nilsson-Cantell, 1938b:12; Pilsbry, 1916:334; Ritz & Foster, 1968:545 (temperature responses); Sandison, 1954:69 (nauplii); Stebbings, 1910:575; Weltner, 1897:274.

DISTRIBUTION: South Africa.

Octomeris brunnea Darwin, 1854b:484

SYNONYMY/DIAGNOSIS: Pope, 1965:20.

REFERENCES: Barnes & Klepal, 1971:79 (pedicel of penis); Gruvel, 1903b:110; 1905a:197; Hiro, 1932b:471; 1939e:252 (includes discussion of *O. intermedia*); Nilsson-Cantell, 1921:303 (as *Octomeris intermedia* n. sp.); 1925:1; 1930b:10; 1931a:108; 1932a:13; 1938b:33 (as *O. intermedia*); Utinomi, 1949a:25; 1954:22; 1958a:307; Weltner, 1897:274; Withers, 1932:123 (as *O. crassa* n. sp.).

DISTRIBUTION: Southern Japan; Philippines; Indonesia; New Hebrides; Australia; Mergui Arch.

Octomeris sulcata Nilsson-Cantell, 1932a:8

SYNONYMY: Utinomi, 1970:345.

DIAGNOSIS: Hiro, 1939e:254.

REFERENCES: Hiro, 1932b:471; 1939d:242; 1939f:207; Ooishi, 1964:195; Rosell, 1973b:75; Utinomi, 1949a:21; 1970:345; Utinomi & Kikuchi, 1966:5.

DISTRIBUTION: Southern Japan to Formosa.

Genus *Euraphia* Conrad, 1837

Euraphia aestuarii (Stubbings), 1963b:7

SYNONYMY: Stubbings, 1967:257.

DIAGNOSIS: Stubbings, 1963b:7.

REFERENCES: Gauld, 1957:10 (as *Chthamalus stellatus depressus*); Kolosváry, 1941b:70 (as *Chthamalus cirratus*); 1943a:75 (as *Chthamalus cirratus*); Longhurst, 1958:32, 59 (as *Chthamalus rhizophorae* and *C. withersi*); Nilsson-Cantell, 1938a:177 (as *C. s. depressus*); Sandison, 1967:166 (naupliar stages); Utinomi, 1968b:169.

DISTRIBUTION: West Africa.

Euraphia apolloffi (Nilsson-Cantell), 1921:292

SYNONYMY/DIAGNOSIS: Nilsson-Cantell, 1921:292.

REFERENCES: Hiro, 1936d:229; Kolosváry, 1941b:70; Nilsson-

Cantell, 1926:1.

DISTRIBUTION: Java.

Euraphia calcareobasis (Henry), 1957:30

REFERENCE: Newman, 1961:148.

DISTRIBUTION: Tuamoto Is.

Euraphia caudata (Pilsbry), 1916:315

SYNONYMY/DIAGNOSIS: Pilsbry, 1916:315; Pope, 1965:35.

REFERENCES: Endean et al, 1956:88; Foster, 1974:42; Hiro, 1937b:51; Kolosváry, 1941b:70; Nilsson-Cantell, 1921:278, 296; 1930b:8; 1932d:3; Rosell, 1972:184; Stephenson et al, 1958:268; Zevina & Tarasov, 1963:84.

DISTRIBUTION: Australia; Philippines; Palau Is.; Indonesia.

Euraphia depressa (Poli), 1791:27

SYNONYMY: Southward, 1964b:241.

DIAGNOSIS: Utinomi, 1959a:392.

REFERENCES: Barnes, 1956c:309 (biometry); Barnes & Barnes, 1964a:19 (exposure to air); 1964b:3 (distribution and ecology); 1968a:146 (variations in egg production); Barnes & Klepal, 1971:77 (pedicel of penis); Carli, 1966a:277 (mandible deformities); 1966b:115 (morphology and ecology); Darwin, 1854b:456; Gauld, 1957:10; Gruvel, 1905a:211; Hammen, 1972:435 (lactate oxidation); Huve & Huve, 1954:330 (zonation); Kolosváry, 1939c:169; 1941b:68; 1943:74; Monterosso, 1933:17 (morphology and biology); Nilsson-Cantell, 1938a:177; Pilsbry, 1916:17 (morphology and biology); Nilsson-Cantell, 1938a:177; Pilsbry, 1916:304; Ranzani, 1818:83 (as *Chthamalus glaber* n. sp.); Relini, 1964:402; 1969:170; Riedl, 1963:256; Stubbings, 1963a:7; Tenerelli, 1952:92 (biology); Utinomi, 1959a:382 (as *Chthamalus stellatus maxima*); Weltner, 1897:273.

DISTRIBUTION: Mediterranean; Gibraltar to Israel, Adriatic and Black Seas.

Euraphia hembeli Conrad, 1837:261

SYNONYMY: Henry, 1957:29.

DIAGNOSIS: Pilsbry, 1916:324; Newman, 1961:145.

REFERENCES: Darwin, 1854b:465; Gruvel, 1905a:205; Gordon, 1970:107; Kolosváry, 1941b:70; Kruger, 1911a:4; 1911b:460; Nilsson-Cantell, 1921:278, 290; Pilsbry, 1928:310; Weltner, 1897:272.

DISTRIBUTION: Hawaiian, Caroline, and Sunda Is.; Ceylon.

Euraphia intertexta (Darwin) 1854b:467

SYNONYMY/DIAGNOSIS: Pope, 1965:29.

REFERENCES: Foster, 1974:39; Gordon, 1970:110; Gruvel, 1905a:206; 1912a:349; Hiro, 1936d:227; 1939e:251; Hoek, 1913:269; Kolosváry, 1941b:70; Newman, 1961:143; Nilsson-Cantell, 1921:278; Pilsbry, 1916:324; 1928:310; Tokioka, 1953:123; Utinomi, 1949:21; 1954:22; 1968:169.

DISTRIBUTION: Indonesia north to Ryukyu and Tokara Is., eastward to Hawaii and Pitcairn I.

Euraphia pilsbryi (Hiro), 1936d:227

SYNONYMY/DIAGNOSIS: Hiro, 1936d:227.

REFERENCES: Hiro, 1937c:429; 1938c:1687 (resistance to exposure); Kolosváry, 1941b:70, 76 (forma *typica* and *neuseelandicus*); 1943a:77; Ooishi, 1964:195; Utinomi, 1949a:21; 1954:21; 1958b:51; 1969b:51; 1970:345; Utinomi & Kikuchi, 1966:5.

DISTRIBUTION: Southern Japan.

Euraphia rhizophorae (de Oliveira), 1940b:379

SYNONYMY/DIAGNOSIS: de Oliveira, 1941:26.

REFERENCES: Lacombe & Monteiro, 1974:633; Pope, 1965:40; Stubbings, 1963b:11.

DISTRIBUTION: Bahamas; Panama; Brazil.

Euraphia withersi (Pilsbry), 1916:312

SYNONYMY/DIAGNOSIS: Pope, 1965:39.

REFERENCES: Barnes & Klepal, 1971:77 (pedicel of penis); Broch, 1931; 131; Hiro, 1937b:49; Karande, 1967:1245 (fouling); Karande & Palekar, 1963b:130 (breeding); 1966:148; Kolosváry, 1941b:70; Longhurst, 1958:59, 85 (*C. aestuarii*); Morton, 1973:491; Nilsson-Cantell, 1921:295; 1930b:8; 1931a:107; 1938b:31; Rosell, 1972:182; 1973b:74; Stubbings, 1963b:11; 1967:259; Utinomi, 1968b:168; Zevina & Tarasov, 1963:83.

DISTRIBUTION: Mergui Arch.; Australia; Philippines; India; Madagascar.

Subfamily Chthamalinae Darwin, 1854

Genus *Chthamalus* Ranzani, 1817

Chthamalus angustitergum Pilsbry, 1916:305

SYNONYMY/DIAGNOSIS: Ross, 1968:2; Southward, 1975:20.

REFERENCES: Barnes & Klepal, 1971:77 (pedicel of penis); Henry, 1954:444; Kolosváry, 1939c:161; 1941b:68; Marshall, 1953:435 (as *C. stellatus*); Newell et al, 1959:209; Nilsson-Cantell, 1933:506; 1939a:3; Pilsbry, 1927:37; Smith et al, 1950:134; Stephensen & Stephensen, 1950:389 (as *C. stellatus*); 1954:80 (as *C. stellatus*); Voss & Voss, 1960:102 (as *C. stellatus*); Wells, 1966:92 (as *C. stellatus*); Werner, 1967:70 (as *C. stellatus*).

DISTRIBUTION: Caribbean.

Chthamalus anisopoma Pilsbry, 1916:317

SYNONYMY: Ross, 1962:8.

DIAGNOSIS: Pilsbry, 1916:317.

REFERENCES: Barnes & Barnes, 1965b:392 (variation in egg size); Henry, 1942:127; 1943:372; 1960:144; Kolosváry, 1941b:70; Nilsson-Cantell, 1921:276.

DISTRIBUTION: Gulf of California.

Chthamalus antennatus Darwin, 1854:460

SYNONYMY/DIAGNOSIS: Pope, 1965:45.

REFERENCES: Anderson, 1969:183 (embryology and phylogeny); Barnes & Klepal, 1971:77 (structure of the penis); Bennett & Pope, 1953:105; 1960:182; Broch, 1916:14; 1922:305; Dakin et al, 1948:176; Endean et al, 1956:88; Gruvel, 1903b:113; 1905a:203; 1911:292, 1912a:349; 1920:52; Guiler, 1952:20; Kolosváry, 1941b:70; Nilsson-Cantell, 1921:277, 285; 1926:10; 1927a:781; Pilsbry, 1916:296 (footnote); Pope, 1945:356; Rosell, 1972:174; 1973b:74; Utinomi, 1968b:170; Weltner, 1897:271; 1900:308; Wisely & Blick, 1964:163 (nauplii); Womersley & Edmonds, 1958:214 (ecology).

DISTRIBUTION: Australia; Tasmania.

Chthamalus antiquus Philippi, 1887:224

SYNONYMY: Ortmann, 1902:250 (? = *Balanus varians* Sowerby).

DISTRIBUTION: Miocene, Chile.

Chthamalus belyaevi Zevina & Kurshakova, 1973:187

DISTRIBUTION: Easter Is.; southeast Pacific.

Chthamalus challengerii Hoek, 1883:165

SYNONYMY: Hiro, 1932a:546.

DIAGNOSIS: Nilsson-Cantell, 1921:279.

REFERENCES: Barnes & Klepal, 1971:77 (pedicel of penis); Bhatt & Bal, 1960:439; Broch, 1927d:136; 1931:53 (as *C. challengerii* forma *krakatauensis* nov.); 1947:5; Gruvel, 1903b:113; 1905a:203; Hiro, 1932b:469; 1935c:215, 227; 1937c:429; 1938c:1687 (resistance to salinity and insolation); 1939a:128; 1939f:207; Kolosváry, 1941b:70; 1943a:75; Kruger, 1911a:46; 1911b:460; Luckens, 1968:75 (breeding and settlement); 1969:251 (breeding and settlement); 1970a:35 (predation and zonation); 1970b:161 (seasonal distribution); Nilsson-Cantell, 1921:279; 1925:23; 1927a:781; 1932b:8; 1932e:2; 1938b:31; Pilsbry, 1916:307; Pope, 1965:52; Tarasov & Zevina, 1957:256; Utinomi, 1949a:21; 1954:25; 1958b:51; 1962:215; 1969b:51; 1970:345; Utinomi & Kikuchi 1966:5; Weltner, 1897:272; Zevina & Litvinova, 1970:174; Zevina & Tarasov, 1963:79.

DISTRIBUTION: Japan; Bonin Is.; Philippines; Indonesia; Indian Ocean; Red Sea.

Chthamalus challengerii krakatauensis Broch, 1931:53

SYNONYMY: Hiro, 1939e:249 (= *C. moro* Pilsbry); Karande & Palekar, 1963a:231 (= *C. malayensis*).

Chthamalus challengerii nipponensis Pilsbry, 1916:309

SYNONYMY: Nilsson-Cantell, 1921:279 (= *C. c. challengerii*).

Chthamalus cirratus Darwin, 1854b:461

SYNONYMY/DIAGNOSIS: Pilsbry, 1916:321.

REFERENCES: Gruvel, 1903b:113; 1905a:202; 1912a:349; Kolosváry, 1941b:70; 1943a:75; Nilsson-Cantell, 1921:277; 1957:16; Pilsbry, 1909:71; Weltner, 1897:272; 1898b:6; 1900:305; Zevina & Kurshakova, 1973:183.

DISTRIBUTION: Chile; Peru; Ecuador.

Chthamalus dalli Pilsbry, 1916:316

SYNONYMY: Cornwall, 1955b:23.

DIAGNOSIS: Pilsbry, 1916:316; Henry, 1940a:17.

REFERENCES: Barnes & Barnes, 1965a:392 (variation in egg size); Barnes & Gonor, 1958:194 (neurosecretory cells); Barnes & Klepal, 1971:77 (pedicel of penis); Cornwall, 1925:472; 1937:232; 1950:318; 1953:76 (nervous system); 1955a:36; Dayton, 1971:351 (community organization); Henry, 1942:121; Hiro, 1932b:469; 1935c:215; Kolosváry, 1941b:70; 1943a:76; Nilsson-Cantell, 1921:277; Rice, 1930:249 (distribution in communities); Southward & Southward, 1967:8 (biology); Stallcup, 1953:143; Tarasov & Zevina, 1957:256; Utinomi, 1970:345.

DISTRIBUTION: Unalaska to central California; northern Japan.

Chthamalus dentatus Krauss, 1848:135

SYNONYMY DIAGNOSIS: Stubbings, 1967:252.

REFERENCES: Barnard, 1924:97; Barnes & Barnes, 1965a:392 (variation in egg size); Barnes & Klepal, 1971:77 (structure of the penis); Broch, 1924b:202; Darwin, 1854b:463; Day & Morgans, 1956:303; Gauld, 1957:10; Gruvel, 1903b:113; 1905a:204; 1912a:345; Hoek, 1883:164; 1913:xvii; Kolosváry, 1941b:68; Millard, 1950:270; Millard & Broekhuysen, 1970:298; Nilsson-Cantell, 1921:277, 282; 1931a:107; 1938a:176; Ritz & Foster, 1968:553 (temperature response); Sandison, 1954:94; Stebbing, 1910:574; Stubbings, 1961b:19; 1961c:183; 1963b:13 1964b:333; 1965:885; Utinomi, 1968h:169; Weltner, 1897:272.

DISTRIBUTION: West coast of Africa as far north as Cape Verde Is., southeastern coast of Africa north to Madagascar and Mauritius.

Chthamalus fissus Darwin, 1854b:462

SYNONYMY: Ross, 1962:36.

DIAGNOSIS: Henry, 1942:121.

REFERENCES: Augenfeld, 1967:92 (metabolism); Barnes & Barnes, 1958a:550; 1959h:516 (metabolism); 1965a:392 (variation in egg size); Barnes & Klepal, 1971:77 (structure of the penis); Broch, 1922:308; Connell, 1970:49 (predation); Gruvel, 1903b:113; 1905a:202; Henry, 1943:368; 1960:144; Kolosváry, 1941b:71; 1943a:75; 1947e:361; 1951b:292; Nilsson-Cantell, 1921:276; Pilsbry, 1916:317; Weltner, 1897:273.

DISTRIBUTION: San Francisco, south into Gulf of California.

Chthamalus fragilis Darwin, 1854b:456

SYNONYMY DIAGNOSIS: Pilsbry, 1916:297; Stubbings, 1967:262; Southward, 1975:19.

REFERENCES: Barnes & Klepal, 1971:77 (pedicel of penis); Bousfield, 1954:123; Broch, 1927c:19; Crisp & Southward, 1961c:271 (cirral activity); Gordon, 1969:139 (influence of salinity); Gruvel, 1903b:113; Henry, 1954:444; Johnson, 1958:205 (fungal parasite in oval); Kolosváry, 1941b:68; 1943a:74; McDougall, 1943:351; Nilsson-Cantell, 1921:277; 1928a:30; 1933:505; 1939a:3; Pilsbry, 1927:37; Visscher, 1928a:327 (attachment); Visscher & Luce, 1928:336 (cyprid reaction to light); Wells, 1966:88; Weltner, 1897:273; Zullo, 1963b:8.

DISTRIBUTION: Cape Cod, Massachusetts south to West Indies; West Africa.

Chthamalus imperatrix Pilsbry, 1916:320

SYNONYMY DIAGNOSIS: Pilsbry, 1916:320.

REFERENCES: Kolosváry, 1941b:70; Nilsson-Cantell, 1921:276.

DISTRIBUTION: Panama.

Chthamalus ligusticus deAlessandri, 1895:306

SYNONYMY DIAGNOSIS: deAlessandri, 1906:283; Withers, 1953:61.

DISTRIBUTION: Pliocene, Italy.

Chthamalus malayensis Pilsbry, 1916:310

SYNONYMY: Utinomi, 1954:18; Karande & Palekar, 1963a:231; Pope, 1965:51.

DIAGNOSIS: Pope, 1965:51.

REFERENCES: Barnes & Klepal, 1971:77 (structure of the penis); Broch, 1916:14 (as *C. antennatus*); 1922:307 (as*C. moro*); 1931:53 (as *C. challengeri* forma *krakatauensis*), 55, 56 (as *C. moro*); Daniel, 1955c:34 (as *C. stellatus stellatus*); Darwin, 1854b:455 (as *C. stellatus*); Edean et al, 1956:88 (ecology and distribution); 1956:317 (ecology and distribution); Foster, 1974:42; Gruvel, 1912a:345 (as *C. antennatus*); Hiro, 1937b:49 (as *C. moro*); 1939e:249 (as *C. moro*), 250; Hoek, 1913:267 (as *C. stellatus*); Karande, 1966:148; 1967:1245 (fouling); Karande & Palekar, 1963a:231; 1963b:130 (breeding activity); Kolosváry, 1941b:70; 1943a:76; Kruger, 1914:435 (as *C. stellatus* var. *communis*); Nilsson-Cantell, 1921:277 (as *C. moro*); 279 (*C. challengeri* in part); 1934b:50 (*C. moro*); 1938b:30 (as *C. stellatus stellatus*), 31; Pilsbry, 1916:304 (as *C. stellatus stellatus*); 311 (*C. moro*); Stephenson et al, 1958:268 (insular ecology); Southward, 1964b:252; Stubbings, 1936:49 (as *C. stellatus*); 1961a:171; 1963a:328; Rosell, 1972:178 (questions synonymy of *C. moro* with *C. malayensis*); Utinomi, 1949a:25; 1968b:169; 1969:82; Zevina and Tarasov, 1963:80.

DISTRIBUTION: From Persian Gulf, India, Pakistan, Malay and South China Seas to Formosa; also Indonesia, Philippines, Palau Is.

Chthamalus microtretus Cornwall, 1937:232SYNONYMY DIAGNOSIS: Cornwall, 1951:319; Newman, 1975:269 (= *C. fissus*).

REFERENCE: Henry, 1942:127 (distribution list).

Chthamalus panamensis Pilsbry, 1916:319

SYNONYMY DIAGNOSIS: Pilsbry, 1916:319.

REFERENCES: Nilsson-Cantell, 1921:277; Kolosváry, 1941b:70.

DISTRIBUTION: Quarantine I., Panama.

Chthamalus permitini Zevini & Litvinova, 1970:178DISTRIBUTION: Red Sea (possibly *C. malayensis*).*Chthamalus scabrosus* Darwin, 1854b:468.

SYNONYMY: Nilsson-Cantell, 1921:278.

DIAGNOSIS: Pilsbry, 1916:323.

REFERENCES: Gruvel, 1903b:113; 1905a:205; 1912a:349; Kolosváry, 1941b:70; 1943a:76; Nilsson-Cantell, 1957:6; Pilsbry, 1909:72; Weltner, 1895:291; 1897:272; 1898h:6; 1900:305; Zevina & Kurshakova, 1973:183.

DISTRIBUTION: Peru to Tierra del Fuego; Patagonia; Falkland Is.

Chthamalus stellatus (Poli), 1791:29

SYNONYMY: Southward, 1964b:241.

DIAGNOSIS: Southward, 1964b:247; Utinomi, 1959a:392.

REFERENCES: Annandale, 1906:149; Barnes, 1956b:355 (growth rate); 1956c:309 (biometry); Barnes & Barnes, 1958a:550 (self-fertilization); 1959h:515 (metabolism); 1964b:1 (distribution and ecology); 1965a:391 (variation in egg size); 1966a:83 (ecological and zoogeographical observations); 1966b:247 (recovery from severe winter); 1968a:135 (egg number and variation); 1969b:36 (seasonal changes in oxygen consumption); 1974:197 (embryonic development & salinity); Barnes & Crisp 1956d:631 (self-fertilization); Barnes et al, 1963f:233 (desiccation/anaerobic conditions); 1970:70 (resistance to impaction); 1971:173 (spermatozoa); 1972:89 (body weight and biochemical composition); Barnes & Klepal, 1971:77 (structure of the penis); Bassindale, 1936:57 (developmental stages); 1958:381; 1961:485; 1964:36; Bhatnagar & Crisp, 1965:419 (salinity tolerance of larvae); Bocquet-Védrine, 1956:2159 (tidal rhythm and growth); 1957:1545 (parasite of); 1958a:484 (parasite of); 1958b:2440 (parasite of); 1961:549 (parasite of); 1963:1350 (structure of the shell); 1965a:469 (parasite of); Bocquet & Ovechko, 1959:106 (salivary glands); Borradaile, 1916:135; Broch, 1924b:203; 1927c:19; 1927d:136; Carli, 1966b:115; Caziot, 1921:54; Connell, 1957:1 (competition); 1961b:710 (competition); Crisp, 1950:311 (breeding and distribution); 1964a:208 (effect of severe winter); Crisp & Patel, 1958:1078 (breeding and ecdysis); Crisp & Southward, 1961:271 (cirral activity); Daniel, 1955a:97 (gregariousness); 1955c:34; 1957a:305 (effect of illumination); 1957b:866 (tidal influence); Darwin, 1854b:455; de Alessandri, 1895:304;

- 1906:283; Fischer, 1872:434; Fischer-Piette, 1955:37 (distribution); Fischer-Piette & Prenant, 1956:18; Fishelson, 1971:126; Foster, 1970:377 (response to salinity); 1971a:12 (desiccation); Groom, 1894:119 (early development); Gruvel, 1905a:201; 1907d:5; 1912a:345; 1920:52; Hatton & Fischer-Piette, 1932:1 (settlement and growth); Hoek, 1875:58; 1909:272; 1913:267; Kitching, 1950:820; Klepal & Barnes, 1975:269 (ecology); Knight-Jones, 1953:583 (gregariousness); 1955:266 (gregariousness); Kolosváry, 1939a:178; 1941a:41; 1941b:68; 1943a:73; 1947a:31; Kruger, 1911a:45; 1911b:460; 1914:435; 1927a:13; 1927b:4; LeReste, 1965:53 (larvae); Monod, 1933:7; Monterosso, 1927-1932:(see bibliography); Moore, 1936:701 (biology); Moore & Kitching, 1939:521 (biology); Moyses, 1960:120 (rearing larvae); Moyses & Nelson-Smith, 1963:15 (zonation); Nilsson-Cantell, 1921:277, 281; 1931a:107; 1938b:30; 1939c:92; O'Riordan, 1967:291; Patel & Crisp, 1960a:667 (influence of of temperature); 1960b:104 (rate of embryonic development); Petriconi, 1969:539 (mouth parts); Pilsbry, 1916:302; Pope, 1965:24; Powell, 1954:688; Prenant & Teissier, 1923:172; Relini, 1964:397; Riedl, 1963:256; Rosell, 1972:172; 1973b:73; Southward, 1950:408; 1951:410; 1955b:403 (behavior); 1955c:423 (behavior); 1957:323 (behavior); 1962:162 (behavior); 1964a:391 (cirral activity and temperature); 1965:441 (metabolism and survival); Southward & Crisp, 1952:416 (distribution); 1954a:163 (distribution); 1956:211 (distribution); 1963:38 (fouling organisms); Stubbings, 1936:49; 1961b:18; 1963b:6; 1964a:107; 1965:885; 1967:251; Summer, 1909:373; 1911:128; Tarasov & Zevina, 1957:253; Tenerelli, 1952:122; 1958:263; 1959a:1 (fertilization); 1959b:14 (female sex apparatus); Utinomi, 1959a:381; Visscher, 1928b:193 (survival in freshwater); Weltner, 1895:291; 1897:272; 1898a:443; 1898b:9; Williams, 1950:311; Zevina, 1963:73.
- DISTRIBUTION: British Isles; coasts of France, Portugal and Spain; Mediterranean and Black Seas; western coast of Africa to Cape Verde. Scattered records from Indo-Pacific need verification.
- Chthamalus stellatus bisinuatus* Pilsbry, 1916:306
SYNONYMY DIAGNOSIS: Pilsbry, 1916:306; de Oliveira, 1941:24; Southward, 1975:28.
REFERENCES: Kolosváry, 1941b:68; Lacombe & Monteiro, 1974:633; Nilsson-Cantell, 1931a:107; Stubbings, 1961b:19; 1967:252; Wells, 1966:88.
DISTRIBUTION: Rio de Janeiro and Santa Catarina Is., Brazil; Lagos, Nigeria; St. Andrews Bay, Florida.
- Chthamalus stellatus cornutus* Nilsson-Cantell, 1925:25
DISTRIBUTION: St. Vincent, Brazil; Isla de Flores, Uruguay.
- Chthamalus stellatus thompsoni* Henry, 1958:220
DISTRIBUTION: Bermuda.
- Genus *Jehlius* Ross, 1971
- Jehlius gilmorei* Ross, 1971:271
DISTRIBUTION: Islas San Ambrosio and San Felix, Chile (Zevina & Kurshakova, 1973:184).
- Genus *Tetrachthamalus* Newman, 1967
- Tetrachthamalus obliteratus* Newman, 1967:425
REFERENCES: Achituv, 1972:126 (zonation); Fishelson, 1971:113 (ecology); Morton, 1973:491; Southward, 1967:437 (ecology and cirral activity); Taylor, 1968:146 (ecology); Zevina & Litvinova, 1970:174.
DISTRIBUTION: Gulfs of Aqaba and Suez; Seychelles; Mauritius; Aldabra.
- Genus *Chamaesipho* Darwin, 1854
- Chamaesipho brunnea* Moore, 1944:320
SYNONYMY DIAGNOSIS: Moore, 1944:320.
REFERENCES: Foster, 1967a:85; 1967b:33 (early stages); Luckens, 1970c:497 (breeding and settlement); Pope, 1965:63; Ritz and Foster, 1968:545 (comparative temperature responses).
- DISTRIBUTION: New Zealand.
- Chamaesipho columna* (Spengler), 1790:192
SYNONYMY DIAGNOSIS: Moore, 1944:316.
REFERENCES: Anderson, 1969:183 (embryology); Barnes & Klepal, 1971:79 (structure of the penis); Broch, 1922:308; Bennett & Pope 1953:105; 1960:182; Dakin et al, 1948:176; Darwin, 1954b:470; Endean et al, 1956:88; Filhol, 1885:489; Foster, 1967a:84; 1967b:33 (early stages); Gruvel, 1903b:159; 1905a:282; Guiler, 1952:20; Hutton, 1879:329; Jennings, 1918:63; Linzey, 1942a:280; Luckens, 1970c:497 (breeding and settlement); Moore, 1944:316; Nilsson-Cantell, 1926:11; Pope, 1945:357; Ritz and Foster, 1968:545 (comparative temperature responses); Weltner, 1897:273; 1899a:445; 1900:308; Wisely and Blick, 1964:162 (abundance of first stage nauplii); Womersley & Edmonds, 1958:232 (ecology).
- DISTRIBUTION: Australia; New Zealand.
- Chamaesipho scutelliformis* Darwin, 1854b:472
SYNONYMY DIAGNOSIS: Darwin, 1854b:472; Zevina & Tarasov, 1963:85.
REFERENCES: Gruvel, 1903b:159; 1905a:283; Hoek, 1883:36; Kruger, 1911a:4; 1911b:461; Pope, 1965:64; Weltner, 1897:273.
DISTRIBUTION: South China Sea.
- Superfamily Balanomorphoidea n. superfam.
Family Coronulidae Leach, 1825
Subfamily Chelonibiinae Pilsbry, 1916
- Genus *Chelonibia* Leach, 1817
- Chelonibia capellini* de Alessandri, 1895:300
DISTRIBUTION: Mio-Pliocene, Italy.
- Chelonibia caretta* (Spengler), 1790:185
SYNONYMY: Pilsbry, 1916:267.
DIAGNOSIS: Darwin, 1854b:394.
REFERENCES: Barnard, 1924:93; Borradaile, 1903:443; Broch, 1924a:16; Daniel, 1955c:32; Dawydoff, 1952:129; Gruvel, 1905a:269; Hinks, 1840:333 (as *Balanus cheltrypetes*); Hiro, 1937b:69; Hoek, 1913:xvii; Kolosváry, 1943a:99; Korschelt, 1933:13; Mörch, 1852:67; Nilsson-Cantell, 1938b:14; Stubbings, 1967:297; Utinomi, 1969a:92; Wells, 1966:68; Weltner, 1897:254; Withers, 1928a:391; Zullo, 1963b:13.
DISTRIBUTION: Tropical Atlantic and Indo-West Pacific; Miocene, Zanzibar.
- Chelonibia depressa* Seguenza, 1876:411
DISTRIBUTION: Pliocene, Sicily.
- Chelonibia hemisphaerica* Rothpletz & Simonelli, 1890:724
DISTRIBUTION: Pliocene, Grand Canary I.
- Chelonibia manati* Gruvel, 1903b:116
SYNONYMY DIAGNOSIS: Stubbings, 1965:894.
REFERENCES: Broch, 1924b:203; Gruvel, 1905a:267; Hiro, 1936a:61 (commensalism); Korschelt, 1933:17; Pilsbry, 1916:265; Stubbings, 1967:297; Utinomi, 1950:62.
DISTRIBUTION: West Africa; on skin of manatees.
- Chelonibia manati crenatibasis* Pilsbry, 1916:266
DISTRIBUTION: Unknown; probably from loggerhead turtle.
- Chelonibia manati lobatobasis* Pilsbry, 1916:266
REFERENCES: Henry, 1954:444; Kolosváry, 1942c:146; Wells, 1966:86.
DISTRIBUTION: Florida; on turtles.
- Chelonibia patula* (Ranzani), 1818:86
SYNONYMY DIAGNOSIS: Pilsbry, 1916:268; Stubbings, 1967:297.
REFERENCES: Broch, 1924b:203; 1927d:136; 1935:2; 1947:7; Crisp & Costlow, 1963:22 (salinity tolerance); Daniel, 1955:32; Darwin, 1854b:396; Dawydoff, 1952:129; Edmondson, 1933:231; Gauld, 1957:10; Gordon, 1970:90; Gruvel, 1905a:268; 1907d:8; 1912a:346; Henry, 1954:444; Hiro, 1936a:60 (commensalism); Hoek, 1913:xvii; Kolosváry, 1943a:98; Korschelt, 1933:17; Kruger, 1911a:

4; 1911b:461; McDougall, 1943:343; Nilsson-Cantell, 1934b:61; 1938b:77; Pearse, 1947:327; 1952:7; Relini, 1969:169; Ross, 1963b:225; Ross & Jackson, 1972:203; Ross and Newman, 1967:18; Sandeen & Costlow, 1961: 192 (pigment activators); Southward & Crisp, 1963:26; Stubbings, 1961b:38; Utinomi, 1950:62; 1958a:309; Wells, 1966:86; Weltner, 1897:254; Williams & Porter, 1964: 150; Withers, 1929b:569; Zevina & Litvinova, 1970:174; Zullo, 1963b:14.

DISTRIBUTION: Tropical Atlantic to Indo-West Pacific. Miocene, Paris Basin.

Chelonibia patula dentata Henry, 1943:370

REFERENCE: Henry, 1960:147.

DISTRIBUTION: Sonora, Mexico; on crab.

Chelonibia ramosa Korschelt, 1933:2

REFERENCE: Hiro, 1936a:61 (commensalism).

Chelonibia testudinaria (Linnaeus), 1757:668

SYNONYMY: Nilsson-Cantell, 1921:369.

DIAGNOSIS: Nilsson-Cantell, 1921:369; Daniel, 1955c:31.

REFERENCES: Annandale, 1906:138; Barnard, 1924:92; Borradaile, 1903:443; Broch, 1916:14; 1924b:202; 1931: 122; 1947:7; Caziot, 1921:51; Darwin, 1854b:392; Dawydoff, 1952:129; de Alessandri, 1895:391; 1906:314; Edmondson & Ingram, 1939:258; Fischer, 1884:355; Gauld, 1957:10; Gordon, 1970:94; Gruvel, 1903b:115; 1905a:267; 1907d:8; Henry, 1941:105; 1943:371; 1954: 444; 1960:147; Hiro, 1936a:61 (commensalism); 1937b: 69; 1937c:470; 1939f:214; Hoek, 1913:xvii; Kolosváry, 1942c:149; 1943a:99; 1951c:411; 1967b:392; Korschelt, 1933:16; Krüger, 1911a:57; 1911b:461; Lanchester, 1902: 371; Linnaeus, 1767:1108; MacDonald, 1929:537; Mörch, 1852:67; Newman et al, 1969:R289; Nilsson-Cantell, 1930b:19; 1931a:116; 1932d:258; 1938b:77; 1939a:5; 1957:7; Pillai, 1958:126 (larval stages); Pilsbry, 1916:264; 1928:316; Relini, 1969:169; Riedl, 1963:258; Ross, 1963b: 227; Ross and Newman, 1967:18; Stubbings, 1965:893; 1967:296; Utinomi, 1949a:24; 1958a:309; 1969a:92; 1969b:53; 1970:359; Utinomi & Kikuchi, 1966:8; Weltner, 1895:298; 1897:254; 1899a:443; 1910:528; Wells, 1966: 86; Zullo, 1963b:14.

DISTRIBUTION: All temperate and tropical seas, attached to turtles. Miocene, Cuba; Pliocene, Italy; Pleistocene, Florida.

Chelonibia testudinaria solida Withers, 1929b:568

SYNONYMY: Ross, 1963b:230.

REFERENCES: Ross & Newman, 1967:19.

DISTRIBUTION: Mio-Pliocene, France; Pleistocene, Florida.

Subfamily Emersoniinae Ross, 1967

Genus *Emersonius* Ross, 1967

Emersonius cybosyrinx Ross, in Ross & Newman, 1967c:8

REFERENCE: Newman et al, 1969:R290.

DISTRIBUTION: Upper Eocene, Florida.

Subfamily Platylepadinae n. subfam.

Genus *Platylepas* Gray, 1825

Platylepas decorata Darwin, 1854b:429

SYNONYMY/DIAGNOSIS: Nilsson-Cantell, 1921:376.

REFERENCES: Gruvel, 1905a:276; 1912a:350; Hiro, 1936a:61 (commensalism); 1936e:319; 1937b:70; Korschelt, 1933:22; Nilsson-Cantell, 1921:376; Utinomi, 1970:363; Weltner, 1897:253.

DISTRIBUTION: Galapagos, through Pacific Oceania to western coast of Australia; on turtles and sea snakes.

Platylepas hexastylus (Fabricius), 1798:35

SYNONYMY: Pilsbry, 1916:285.

DIAGNOSIS: Pilsbry, 1916:285; Hiro, 1937c:472 (mouthparts).

REFERENCES: Barnes & Klepal, 1971:89 (pedicel of penis); Broch, 1924a:18; 1924b:203; 1927c:30; Daniel, 1955c:33; Darwin, 1854b:428 (as *P. bissexlobata*); Fischer, 1884: 359; Gruvel, 1903b:151; 1905a:276; Henry, 1954:444; Hiro, 1936a:62 (commensalism); 1936e:319; Kolosváry, 1943a:101; 1951c:412; Korschelt, 1933:22; Krüger, 1912: 13; Relini, 1969:169; Richards, 1930:143; Schwartz, 1960:116; Stubbings, 1965:899; 1967:300; Utinomi, 1950: 62; 1959a:384; Weltner, 1897:253; Zullo, 1963b:15.

DISTRIBUTION: All tropical and sub-tropical seas; on turtles, manatees, dugongs.

Platylepas hexastylus ichtthyophila Pilsbry, 1916:287

REFERENCE: Ryder, 1879:453 (as *P. decorata*).

DISTRIBUTION: On garfish; Florida.

Platylepas indicus Daniel, 1958b:755

DISTRIBUTION: Madras, India; on sea snakes.

Platylepas krugeri (Krüger), 1912:12

SYNONYMY: Ross, 1963a:153.

DISTRIBUTION: Thailand.

Platylepas multidecorata Daniel, 1962b:641

DISTRIBUTION: Little Andaman I.; on green turtle.

Platylepas ophiophilus Lanchester, 1902:371

SYNONYMY/DIAGNOSIS: Utinomi, 1970:360.

REFERENCES: Broch, 1931:122; Darwin, 1854b:430; Gruvel, 1905a:277; Hiro, 1936a:61 (commensalism); 1936e:319; Korschelt, 1933:22; Krüger, 1912:12; Nilsson-Cantell, 1921:376; 1938b:77; Pilsbry, 1916:285; (renames *Cryptolepas ophiophila* Krüger as *Platylepas krugeri*).

DISTRIBUTION: Sea of Japan; Indonesia; western Australia; India; Arabian Sea; on sea snakes.

Platylepas wilsoni Ross, 1963a:153

DISTRIBUTION: Pleistocene. Florida.

Genus *Stomatolepas* Pilsbry, 1910

Stomatolepas elegans (Costa), 1838:17

SYNONYMY: Hiro, 1937c:473.

DIAGNOSIS: Pilsbry, 1916:289; Hiro, 1936e:314 (includes *S. praegustator* Pilsbry 1916:289 and questionably *S. transversa* Nilsson-Cantell, 1930a:2).

REFERENCES: Henry, 1954:444; Hiro, 1936a:61 (commensalism); Holthuis, 1969:44; Nilsson-Cantell, 1930b: 20; Pilsbry, 1910:304; Relini, 1968a:223; 1969:169; Stubbings, 1965:902; 1967:300; Utinomi, 1970:363; Wells, 1966:87; Zullo & Bleakney, 1966:162.

DISTRIBUTION: Cosmopolitan; soft skin and throat of sea turtles.

Genus *Cylindrolepas* Pilsbry, 1916

Cylindrolepas darwiniana Pilsbry, 1916:288

REFERENCE: Hiro, 1936e:319.

DISTRIBUTION: West Indies; in skin of sea turtle.

Genus *Stephanolepas* Fischer, 1886

Stephanolepas muricata Fischer, 1886:193

SYNONYMY/DIAGNOSIS: Nilsson-Cantell, 1932d:258.

REFERENCES: Broch, 1947:7; Dawydoff, 1952:128; Gruvel, 1903b:151; 1905a:280; Hiro, 1936a:61 (commensalism); 1936e:318; Hoek, 1913:xvii; Nilsson-Cantell, 1938b:14; Weltner, 1897:253.

DISTRIBUTION: South China Sea; Ceylon; in skin of turtle.

Subfamily Coronulinae Leach, 1817

Genus *Coronula* Lamarck, 1802

Coronula aotea Fleming, 1959:243

SYNONYMY/DIAGNOSIS: Beu, 1971:899.

DISTRIBUTION: Pliocene, New Zealand.

Coronula barbara Darwin, 1854a:38

SYNONYMY/DIAGNOSIS: Darwin, 1854b:421.

REFERENCES: Beu, 1971:900; Darwin, 1854a:38; de Alessandri, 1895:303; 1906:317; Menesini, 1968a:395; Weisbord, 1971:91; Withers, 1953:63; Zullo, 1969a:21.

DISTRIBUTION: Pliocene and early Pleistocene of Europe; Pliocene, Southern California.

Coronula bifida Bronn, 1831:126

SYNONYMY/DIAGNOSIS: Darwin, 1854b:423.

REFERENCES: de Alessandri, 1895:302; 1906:315; Menesini, 1968a:390; 1968b:584; Seguenza, 1876:324; Weisbord, 1971:94; Withers, 1953:63.

DISTRIBUTION: Tertiary, Italy.

Coronula diadema (Linnaeus), 1767:1108

SYNONYMY: Pilsbry, 1916:273 (contains pre-Darwinian references).

DIAGNOSIS: Pilsbry, 1916:273; Cornwall, 1924a:421.

REFERENCES: Barnard, 1924:94; Barnes & Klepal, 1971:88 (pedicel of penis); Bassindale, 1964:43; Beu, 1971:902 (Pleistocene, New Zealand); Borradaile, 1916:135; Broch, 1924a:91; Cornwall, 1927a:504; 1953:83 (nervous system); 1955a:51; 1955b:40; Crisp & Stubbings, 1957:179 (orientation to water currents); Darwin, 1854b:417; Filhol, 1885:489; Fischer, 1872:433; Fleming, 1959:246 (fossil); Gruvel, 1903b:152; 1905a:273; 1905b:308 (anatomy); Guiler, 1956:3; Hatai, 1938:98; 1939a:262; Hayasaka, 1933:49; 1935:1; Henry, 1943:368; Hiro, 1935c:226; 1936e:318; 1937c:471; 1939f:214; Hoek, 1883:163; 1909:271; Hutton, 1879:329; Jennings, 1918:62; Kolosváry, 1942a:138; 1942c:149; 1943a:99; 1967b:393; Korschelt, 1933:18; Mörch, 1852:66; Newman & Ross, 1971:179; Newman et al, 1969:R289; Nilsson-Cantell, 1921:371; 1930c:256; 1930d:212; 1931a:116; 1938b:14; 1939b:237; 1957:7; O'Riordan, 1967:294; Pilsbry, 1916:273 (= *Lepas balaenaris* Muller; *Balanus balaena* Da Costa; *Diadema vulgaris* Schumacher; *Diadema candidum* Ranzani; *Polylepas kleinii* Gray; *Coronula biscayensis* Van Beneden; *Diadema japonica* Van Beneden; *D. californica* Van Beneden); Pilsbry & Olson, 1951:203 (= *Diadema antiquum* Philippi 1887:226); Scheffer, 1939:67; Stubbings, 1910:571; Stephensen, 1938:6; Tarasov & Zevina, 1957:241; Weisbord, 1971:94; Weltner, 1895:290; 1897:254; 1898b:8; 1899b:102; 1900:302; 1922:86; Wolff, 1960:8; Zullo, 1963b:14.

DISTRIBUTION: Cosmopolitan, on Humpback, Fin, Blue and Sperm whales. Pliocene to Recent.

Coronula dormitor Pilsbry & Olson, 1951:202

DISTRIBUTION: Pliocene, Ecuador.

Coronula ficarazzensis Gregorio, 1895:5

DISTRIBUTION: Pleistocene, Italy.

Coronula macsotayi Weisbord, 1971:91

DISTRIBUTION: Pliocene, Venezuela.

Coronula reginae Darwin, 1854b:419

SYNONYMY: Tarasov & Zevina, 1957:244.

DIAGNOSIS: Cornwall, 1955b:43.

REFERENCES: Barnard, 1924:94; Barnes & Klepal, 1971:88 (structure of the penis); Broch, 1924a:93; Cornwall, 1927a:507; 1955a:54; Gruvel, 1903b:152; 1905a:272; Hiro, 1936e:318; Kolosváry, 1942a:140; 1942c:141; 1943a:99; 1967b:393; Krüger, 1927a:15; 1927b:5; Newman & Ross, 1971:178; Nilsson-Cantell, 1926:15; 1939b:238; 1957:8; Petriconi, 1969:539 (comparison of mouth parts); Pilsbry, 1916:275; Stephensen, 1938:7; Weltner, 1897:254; 1898b:11; Wolff, 1960:8; Zullo, 1963b:14.

DISTRIBUTION: Atlantic and Pacific Oceans; on Humpback Whales.

Genus *Cetopirus* Ranzani, 1817

Cetopirus complanatus (Mörch), 1852:67

SYNONYMY/DIAGNOSIS: Pilsbry, 1916:276.

REFERENCES: Barnard, 1924:95; Broch, 1924b:204; Cornwall, 1953:83 (nervous system); Darwin, 1854b:415 (as

Coronula balaenaris); Gruvel, 1903b:152; 1905a:271; Guiler, 1956:3; Hiro, 1936e:318; Kolosváry, 1942a:141; 1943a:100; Murray, 1895:449; Newman et al, 1969:R289; Nilsson-Cantell, 1931a:116; 1938b:14; Stebbing, 1910:572 (as *Coronula darwini*); Stubbings, 1967:300; Tarasov & Zevina, 1957:245; Weisbord, 1971:94; Weltner, 1897:254; 1898b:8; 1900:307; Zullo, 1961a:13.

DISTRIBUTION: Chile; Cape of Good Hope; Australia; Tasmania; Kerguelen I., coast of Norway; Kei Is.

Genus *Cetolepas* Zullo, 1969

Cetolepas hertleini Zullo, 1969a:17

DISTRIBUTION: Pliocene, San Diego.

Genus *Cryptolepas* Dall, 1872

Cryptolepas murata Zullo, 1961a:14

DISTRIBUTION: Pleistocene, San Quintin Bay, Baja California.

Cryptolepas rhachianecti Dall, 1872:300

SYNONYMY/DIAGNOSIS: Pilsbry, 1916:279.

REFERENCES: Briggs & Morejohn, 1972:287; Cornwall, 1955a:49 (soft parts); 1955b:44; Gruvel, 1903b:153; 1905a:274; Hiro, 1935c:227; 1936a:62 (commensalism); 1936e:318; Hoek, 1883:7; Kasuya & Rice, 1970:42 (orientation on whales); Kolosváry, 1943a:101; Korschelt, 1933:21; Scammon, 1874:22; Tarasov & Zevina, 1957:246; Weltner, 1897:278; Zullo, 1961a:13.

DISTRIBUTION: Bering Sea to Lower California; Korea; Hawaiian Is.; on Grey whales.

Genus *Tubicinella* Lamarck, 1802

Tubicinella major Lamarck, 1802:463

SYNONYMY: Nilsson-Cantell, 1921:373 (includes pre-Darwinian authors).

DIAGNOSIS: Darwin, 1854b:431.

REFERENCES: Barnard, 1924:95 (as *Tubicinella striata* Lamarck); Gruvel, 1903b:148 (as *T. trachealis* Darwin); 1905a:278; 1909a:225; Hiro, 1936a:62 (commensalism); 1936e:318; Hutton, 1879:330 (as *T. trachealis*); Kolosváry, 1943a:100; Marloth, 1902:1 (mode of growth); Mörch, 1852:66; Nilsson-Cantell, 1931a:116; 1957:8; Pilsbry, 1916:281; Stebbing, 1902:62 (as *T. trachealis*); 1910:573 (as *T. striata*); Weltner, 1897:253 (as *T. trachealis*); 1898b:7; 1900:307; Zullo, 1963b:15.

DISTRIBUTION: Southern Atlantic and Pacific Oceans; on Southern Right Whales.

Genus *Xenobalanus* Steenstrup, 1851

Xenobalanus globicipitis Steenstrup, 1851:pl. 3, figs. 11-15; 1852:64

SYNONYMY/DIAGNOSIS: Cornwall, 1927a:510; Stubbings, 1965:902 (mouthparts).

REFERENCES: Barnard, 1924:96; Barnes & Klepal, 1971:88 (pedicel of penis); Bassindale, 1964:43; Broch, 1924a:95; Calman, 1920:165; Cornwall, 1955a:56; 1955b:46; Darwin, 1854b:440; Dollfus, 1968:55; Gruvel, 1903b:159; 1905a:280; 1920:55; Heldt, 1950:25; Hiro, 1936a:62 (commensalism); 1936e:318; Hoek, 1909:271; Kolosváry, 1943a:100; Krüger, 1911a:59; Newman & Ross, 1971:180; Nilsson-Cantell, 1921:375; 1930c:258; Pillerai, 1970:248; Pilsbry, 1916:283; Pope, 1958:159; Richard, 1936:55; Richard & Neville, 1897:108; Stebbing, 1923:12 (as *X. natalensis*); Stubbings, 1967:301; Tarasov & Zevina, 1957:250; Weltner, 1897:253; 1898b:11; Zullo, 1963b:15.

DISTRIBUTION: World-wide; on porpoise, dolphin, and Black Fish.

Family Bathylasmatidae Newman and Ross, 1971

Subfamily Bathylasmatinae n. status

Genus *Bathylasma* Newman and Ross, 1971

Bathylasma aucklandicum (Hector), 1887:440

SYNONYMY/DIAGNOSIS: Newman & Ross, 1971:151.

REFERENCES: Benham, 1903:111; Clarke, 1905:419; Park, 1910:113; Utinomi, 1965:11; Withers, 1913:841; 1924:18;

1953:357.

DISTRIBUTION: Miocene, New Zealand.

Bathylasma corolliforme (Hoek), 1883:155

SYNONYMY/DIAGNOSIS: Newman & Ross, 1971:143.

REFERENCES: Bage, 1938:1; Borradaile, 1916:132 (as *Hexelasma antarcticum* n. sp.); Gruvel, 1903b:143; 1905a:255; Hoek, 1913:245; Krüger, 1911a:55 (see *Aptolasma callistoderma*); 1911b:460; Murray, 1895:421, 456; Nilsson-Cantell, 1930c:252; Pilsbry, 1916:330; Southward & Southward, 1958:635; Speden, 1962:746; Weisbord, 1965:1015 (in part); 1967:51 (in part); Weltner, 1897:271; 1900:305; Withers, 1924:22; Utinomi, 1965:13; Zevina, 1968:93.

DISTRIBUTION: Circum-Antarctic; to 1464m. Pleistocene, to 70m above sea level.

Bathylasma hirsutum (Hoek), 1883:158

SYNONYMY/DIAGNOSIS: Newman & Ross, 1971:149.

REFERENCES: Crisp & Southward, 1961:271 (cirral activity); Gruvel, 1903b:143; 1905a:256; 1920:55; Hoek, 1912:408; 1913:245; Jeffreys, 1878:414; Murray, 1895:456; Nilsson-Cantell, 1930c:252 (footnote 1); Pilsbry, 1916:330; Southward, 1957:323 (cirral activity); Southward & Southward, 1958:635; Utinomi, 1965:11; Weltner, 1897:271; 1898b:12.

DISTRIBUTION: Northeast Atlantic from Faeroe Is. south to Azores: 944-1829m.

Genus *Tessarelasma* Withers, 1936*Tessarelasma pilsbryi* Withers, 1936:591

REFERENCE: Newman & Ross, 1971:155.

DISTRIBUTION: Miocene, Pakistan.

Genus *Tetrachaelasma* Newman and Ross, 1971*Tetrachaelasma southwardi* Newman & Ross, 1971:152

SYNONYMY/DIAGNOSIS: Newman & Ross, 1971:152.

REFERENCES: Borradaile, 1916:132 (in part); Weisbord, 1965:1015 (in part); 1967:51 (in part).

DISTRIBUTION: Antarctic Basin and off S. America; 1190-2328m.

Subfamily Hexelasmae n. subfam.

Genus *Hexelasma* Hoek, 1913*Hexelasma arafuræ* Hoek, 1913:251

SYNONYMY/DIAGNOSIS: Hoek, 1913:251.

REFERENCES: Newman & Ross, 1971:155; Utinomi, 1965:11.

DISTRIBUTION: Arafura Sea; 560m.

Hexelasma fosteri Newman & Ross, 1971:155

DISTRIBUTION: New Zealand; 538-676m.

Hexelasma velutinum Hoek, 1913:246

SYNONYMY: Utinomi, 1968a:30.

DIAGNOSIS: Hoek, 1913:246.

REFERENCES: Broch, 1931:53 (see *Aptolasma leptoderma*); Hiro, 1933:70; Newman & Ross, 1971:155; Withers, 1913:847.

DISTRIBUTION: Japan; Philippines to South China Sea; 204-390m.

Genus *Aptolasma* Newman and Ross, 1971*Aptolasma americanum* (Pilsbry), 1916:330

SYNONYMY/DIAGNOSIS: Newman & Ross, 1971:161.

REFERENCE: Utinomi, 1965:12.

DISTRIBUTION: Blake plateau, off Florida; 734-770m.

Aptolasma brintoni Newman & Ross, 1971:162

SYNONYMY/DIAGNOSIS: Newman & Ross, 1971:162.

DISTRIBUTION: Off DaNang, Vietnam; 110-198m.

Aptolasma callistoderma (Pilsbry), 1911:78

SYNONYMY/DIAGNOSIS: Newman & Ross, 1971:159.

REFERENCES: Hoek, 1913:245; Krüger, 1911a:55 (as *Balanus coralliformis*); 1911b:460; Pilsbry, 1916:332; Utinomi, 1958a:307; 1965:12.

DISTRIBUTION: Japan; 115-141m.

Aptolasma leptoderma Newman & Ross, 1971:165

SYNONYMY/DIAGNOSIS: Newman & Ross, 1971:165.

REFERENCES: Broch, 1931:53 (as *Hexelasma velutinum*, in part).

DISTRIBUTION: Kei Is.; 290m.

Aptolasma triderma Newman & Ross, 1971:164

SYNONYMY/DIAGNOSIS: Newman & Ross, 1971:164.

DISTRIBUTION: Japan; 549m.

Family Tetracitidae Gruvel, 1903

Subfamily Austrobalaninae n. subfam.

Genus *Austrobalanus* Pilsbry, 1916*Austrobalanus imperator* (Darwin), 1854b:288SYNONYMY/DIAGNOSIS: Pope, 1945:364; Ross, 1971b:266 (as *Balanus (Austrobalanus) imperator*).

REFERENCES: Barnes & Klepal, 1971:86 (pedicel of penis); Dakin et al, 1948:176; Davadie, 1963:78; Edean et al, 1956:88 (ecology and distribution); Gruvel, 1905a:246; Kolosváry, 1942c:140; 1943a:92; Krüger, 1940:466; Pilsbry, 1916:219; Pope, 1959:117; Weltner, 1897:271; Wisely & Blick, 1964:163 (nauplii).

DISTRIBUTION: Australia.

Genus *Epopella* Ross 1970*Epopella breviscutum* (Broch), 1922:337

SYNONYMY/DIAGNOSIS: Ross, 1970:3.

REFERENCE: Hiro, 1939e:275.

DISTRIBUTION: Auckland Is.

Epopella plicatus (Gray), 1843:269SYNONYMY/DIAGNOSIS: Moore, 1944:326 (includes *Elminius rugosus* Hutton 1879:328); Ross, 1970:9 (ex *Elminius*).

REFERENCES: Barnes & Klepal, 1971:87 (pedicel of penis); Broch, 1922:341; Darwin, 1854b:351; Filhol, 1885:489; Foster, 1967b:35 (larval stages); Gruvel, 1903b:163; 1905a:296, 297; 1906a:270; 1907d:1; 1909b:26; Jennings, 1918:62; Kolosváry, 1942c:140; Krüger, 1940:470; Luckens, 1970c:497 (breeding and growth); Nilsson-Cantell, 1930d:211; Pilsbry, 1916:261; Ritz & Foster, 1968:552 (temperature); Weltner, 1897:256; 1899a:443; 1900:307.

DISTRIBUTION: Australia; New Zealand; Chatham, Snares and Auckland Is.

Epopella simplex (Darwin), 1854b:353SYNONYMY/DIAGNOSIS: Pope, 1945:370; Ross, 1970:9 (ex *Elminius*).

REFERENCES: Barnes & Klepal, 1971c:87 (structure of the penis); Broch, 1922:342; Dakin et al, 1948:176; Gruvel, 1903b:163; 1905a:297; 1912a:350; 1909b:6; Guiler, 1952:20; Kolosváry, 1942c:140; Krüger, 1914:429; 1940:470; Linzey, 1942a:280; Moore, 1944:333; Nilsson-Cantell, 1938b:13; Pope, 1966:181; Weltner, 1897:256; 1900:307.

DISTRIBUTION: Australia; Tasmania; Kermadec Is.

Subfamily Tetracitellinae n. subfam.

Genus *Tetracitella* Hiro, 1939*Tetracitella chinensis* (Nilsson-Cantell), 1921:359

SYNONYMY: Utinomi, 1970:347.

DIAGNOSIS: Nilsson-Cantell, 1921:359.

REFERENCES: Hiro, 1931:155 (as *Tetracitella purpurascens nipponensis* n. subsp.); 1932b:473; 1937c:469; 1939e:273; Ross, 1971a:217, 223; Utinomi, 1949a:36; 1954:23; Utinomi and Kikuchi, 1966:8; Zevina & Tarasov, 1963:97.

DISTRIBUTION: Southern Japan; China; Formosa.

Tetracitella costata (Darwin), 1854b:339

SYNONYMY/DIAGNOSIS: Darwin, 1854b:339; Nilsson-Cantell, 1930b:19.

REFERENCES: Gordon, 1970:98; Gruvel, 1905a:287; Hiro, 1916:259; 1928:316; Ross, 1971a:217, 233; Weltner, 1898:257.

DISTRIBUTION: Philippines; Indonesia.

Tetracitella costata digita Rosell, 1975:97

DISTRIBUTION: Philippines.

Tetracitella darwini (Pilsbry), 1928:314

SYNONYMY: Utinomi, 1970:348.

DIAGNOSIS: Pilsbry, 1928:314.

REFERENCES: Hiro, 1937c:469; 1939e:277; 1939f:214; Kolosváry, 1943a:98; Nilsson-Cantell, 1931a:115; Ross, 1971a:217, 223; Utinomi, 1949a:24; 1958a:304; 1962:237; 1969b:53; Utinomi & Kikuchi, 1966:8.

DISTRIBUTION: Japan; Formosa.

Tetracitella divisa (Nilsson-Cantell), 1921:362

SYNONYMY: Ross, 1968:13.

DIAGNOSIS: Stubbings, 1967:291.

REFERENCES: Bassindale, 1961:485; Edmondson, 1933:231 (as *T. purpurascens*); Foster, 1974:45; Hiro, 1939e:275; Pilsbry, 1928:316; Ross, 1961:210; 1968:13. (as *T. d. subquadrata* n. subsp.); 1971a:217, 223; Utinomi, 1949a:25; Zevina & Tarasov, 1963:96.

DISTRIBUTION: Caribbean; West Africa; Sumatra; Formosa; South China Sea; Pacific Oceania to Hawaii and Pitcairn.

Tetracitella hyastina Rosell, 1974:7

DISTRIBUTION: Mindanao, Philippines.

Tetracitella karandei Ross, 1971a:217

REFERENCES: Ross, 1972:307; Karande, 1974a:249 (larvae).

DISTRIBUTION: Bombay coast, India; Taiwan.

Tetracitella multicostata (Nilsson-Cantell), 1930a:2.

SYNONYMY/DIAGNOSIS: Utinomi, 1962:231.

REFERENCES: Foster, 1974:46; Nilsson-Cantell, 1930b:18; Ross, 1971a:217, 223.

DISTRIBUTION: New Guinea; Fiji; Japan.

Tetracitella pilsbryi (Utinomi), 1962:234

SYNONYMY/DIAGNOSIS: Utinomi, 1962:234.

REFERENCES: Ross, 1971a:217, 223; Utinomi & Kikuchi, 1966:8; 1970:348.

DISTRIBUTION: Southern Japan.

Tetracitella purpurascens (Wood), 1815:55

SYNONYMY: Nilsson-Cantell, 1921:358.

DIAGNOSIS: Pope, 1945:367.

REFERENCES: Anderson, 1969:183 (embryology and phylogeny); Barnes & Klepal, 1971:87 (pedicel of penis); Bhatt and Bal, 1960:440; Broch, 1931:117; Dakin et al, 1948:176; Daniel, 1955c:30; Darwin, 1854b:337; Dawydoff, 1952:128; Endean et al, 1956:88 (ecology and distribution); Filhol, 1885:488; Foster, 1967a:83; 1967b:35 (larvae); Gauld, 1957:10; Gordon, 1970:101; Gruvel, 1905a:285; Guiler, 1952:20; Hutton, 1879:328; Jennings, 1918:61; Karande, 1967:1245; 1966:147; Kolosváry, 1941a:42 (as *Tetracitella squamosa depressa*); 1942c:140 (as *Tetracitella purpurascens darwini*); 1943a:97 (var. *darwini*); 1941e:11 (as *Tetracitella radiata wagneri*); Kruger, 1911a:4; Linzey, 1942a:279; Luckens, 1970c:497 (distribution and growth); Moore, 1944:333; Nilsson-Cantell, 1931a:115; 1938b:13; Ritz & Foster, 1968:552 (temperature response); Ross, 1971a:217, 223; Stubbings, 1967:293; Weltner, 1897:258; 1899a:443; 1900:307; Wisely & Blick, 1964:163 (nauplii).

DISTRIBUTION: Australia; New Zealand; Indonesia; India; Madagascar; East Africa.

Genus *Newmanella* Ross, 1969*Newmanella radiata* (Bruguière), 1789:168

SYNONYMY/DIAGNOSIS: Ross, 1969:242

REFERENCES: de Blainville, 1824:378; 1825:598; 1827:plate 85; Bruguière, 1791:plate 164; Chemnitz, in Martini & Chemnitz, 1785:343; Darwin, 1854b:343; Deshayes, 1831:357; Gmelin, 1791:3213; Gruvel, 1903b:161; 1905a:291; Hoek, 1913:xvi; Jay, 1839:7; Kolosváry, 1943a:97; Lamarck, 1818:393; Lamy & Andre, 1932:218; Nilsson-Cantell, 1931a:115; 1939a:5; Pilsbry, 1916:259; 1927:38; 1953:27; Pope, 1945:368; Ranzani, 1818:75; 1820:39; Ross, 1968:18; Southward, 1962:163 (behavior of cirrus IV); Southward, 1975:17; Sowerby, 1823: (no pagination); Spengler, 1790:172; Weltner, 1897:258.

DISTRIBUTION: Florida through Caribbean to Venezuela.

Subfamily Tetracitinae Gruvel, 1903

Genus *Tesseropora* Pilsbry, 1916*Tesseropora isseli* (de Alessandri), 1895:296

DISTRIBUTION: Oligocene, Italy (Withers, 1953:59).

Tesseropora pacifica (Pilsbry), 1928:312SYNONYMY/DIAGNOSIS: Pilsbry, 1928:312 (as *T. wireni pacifica*); Henry, 1957:33.

REFERENCES: Foster, 1974:44; Gordon, 1970:103; Hiro, 1936a:59 (commensalism); Kolosváry, 1962c:193; 1967b:393; Ross, 1969:239.

DISTRIBUTION: Insular, Indo-West Pacific (Fiji to Hawaii).

Tesseropora rosea (Krauss), 1848:136

SYNONYMY: Pilsbry, 1916:260.

DIAGNOSIS: Pope, 1945:366.

REFERENCES: Anderson, 1969:183 (embryology/phylogeny); Barnard, 1924:92; Dakin et al, 1948:176; Darwin, 1854b:335; Endean et al, 1956:88 (ecology and distribution); Gruvel, 1903b:161; 1905a:286; Hoek, 1883:161; Kolosváry, 1943a:98; Linzey, 1942a:280; Moore, 1944:333; Nilsson-Cantell, 1927a:786; 1938b:14; Stebbing, 1910:571; Wisely & Blick, 1964:163 (nauplii); Weltner, 1897:258.

DISTRIBUTION: Australia; Kermadec I.; South Africa.

Tesseropora wireni (Nilsson-Cantell), 1921:366

SYNONYMY/DIAGNOSIS: Hiro, 1937b:68.

REFERENCE: Hiro, 1936a:59 (commensalism).

DISTRIBUTION: Sumatra; Palau Is.

Tesseropora wireni africana (Nilsson-Cantell), 1932b:14

SYNONYMY/DIAGNOSIS: Nilsson-Cantell, 1932b:14.

REFERENCES: Nilsson-Cantell, 1938b:14; Smith, 1971:103.

DISTRIBUTION: Dar-es-Salaam and Diego Garcia, Indian Ocean.

Genus *Tesseroplax* Ross, 1969*Tesseroplax unisemita* (Zullo), 1968d:272

REFERENCE: Ross, 1969:237.

DISTRIBUTION: Pliocene, Isla Angel de la Guardia, Gulf of California.

Genus *Tetracitella* Schumacher, 1817*Tetracitella alba* Nilsson-Cantell, 1932b:11

REFERENCE: Nilsson-Cantell, 1938b:13.

DISTRIBUTION: Dar-es-Salaam.

Tetracitella coeruleascens (Spengler), 1790:191

SYNONYMY: Nilsson-Cantell, 1938b:77.

DIAGNOSIS: Broch, 1931:116.

REFERENCES: Darwin, 1854b:342; Endean et al, 1956:88; Gruvel, 1905a:290; Hiro, 1936b:635; 1937b:67; 1939c:586; Hoek, 1883:161; 1913:257; Pilsbry, 1916:259; Rosell, 1972:211; Stephenson et al, 1958 (insular ecology); Weltner, 1897:257.

DISTRIBUTION: Philippines; Palau Is.; Sulu Arch.; Indonesia; Bay of Bengal; Mergui Arch.; Australia.

Tetracitella dumortieri Fischer, 1865:434

REFERENCE: de Alessandri, 1907:290.

DISTRIBUTION: Miocene, France.

Tetracitella hentscheli Kolosváry, 1942c:141

REFERENCE: Kolosváry, 1943a:98.

DISTRIBUTION: Puerto Cabello, Venezuela.

Tetracitella serrata Darwin, 1854b:334

SYNONYMY: Barnard, 1924:91.

DIAGNOSIS: Darwin, 1854b:334.

REFERENCES: Annandale, 1906:144; Barnes & Barnes, 1965a:392 (variation in size); Day & Morgans, 1956:270 (ecology); Gruvel, 1903b:161; 1905a:289; Hoek, 1913:254; Millard, 1950:270; Nilsson-Cantell, 1938b:13; Pichon, 1972:381; Ritz & Foster, 1968:545 (temperature responses); Rosell, 1972:208; Sandison, 1954:96 (nauplii); Stebbing, 1910:570; Weltner, 1897:258.

DISTRIBUTION: South Africa; Madagascar; Ceylon; Philippines.

Tetraclita squamosa squamosa (Bruguère), 1789:170

SYNONYMY: Henry, 1957:33.

DIAGNOSIS: Pilsbry, 1916:251; Kruger, 1911a:61.

REFERENCES: Barnard, 1924:90; Borradaile, 1900:799; Broch, 1916:14; 1922:337; 1924b:204; 1931:116; 1947:7; Crisp & Southward, 1961:272 (cirral activity); Darwin, 1854b:329 (as *Tetraclita porosa* var. *viridis*); Dawydoff, 1952:128; de Oliveira, 1941:6 (probably *T. stalactifera*); Endean et al, 1956:88 (mainland ecology and distribution); 1956:317 (insular ecology and distribution); Foster, 1974:45 (as *T. squamosa viridis*); Gruvel, 1896a:43 (branchiae); 1896b:205 (anatomy); 1896e:186 (review); 1905a:288; 1909a:216, 225; 1909b:25; Hiro, 1936b:635; 1937b:66; 1937c:467; 1939c:586; 1939e:271; Hoek, 1913:254; Kolosváry, 1943a:96; 1951c:412; Krüger, 1911b:461; 1914:441; 1940:472; Moore, 1944:333; Morton, 1973:491; Nilsson-Cantell, 1921:364; 1930b:17; 1931a:115; 1934a:71; 1934b:61; 1938b:76; Nomura, 1938:87; Ooishi, 1964:195; Pilsbry, 1916:249; Rosell, 1972:205; 1973b:94; Spengler, 1790:192 (? *Lepas mitra*); Stebbing, 1910:570 (*porosa* Gmelin, 1790 = *squamosa* Bruguère, 1789); Stephenson et al, 1958 (insular ecology); Stubbings, 1967:284; Utinomi, 1942:10; 1949a:25; 1954:23; 1958a:304; 1968b:178; 1969b:53; Weltner, 1897:289 (probably *T. stalactifera*); 1897:257; 1910:528; Zevina & Litvinova, 1970:174; Zevina & Tarasov, 1963:95.

DISTRIBUTION: Japan; Formosa; Philippines; Palau Is.; Indonesia; Australia; Mergui Arch.; Andamans; Great Nicobar I.; Red Sea; Rio de Janeiro; Cape Palmas, W. Africa. Pliocene: Ryukyu I.

Tetraclita squamosa formosana Hiro, 1939e:271

SYNONYMY/DIAGNOSIS: Hiro, 1939e:271.

REFERENCES: Ooishi, 1964:195; Utinomi, 1949a:23; 1954:23; 1969b:53.

DISTRIBUTION: Southern Japan; Formosa.

Tetraclita squamosa japonica Pilsbry, 1916:252

SYNONYMY: Hiro, 1932a:551; 1937c:469.

DIAGNOSIS: Pilsbry, 1916:252.

REFERENCES: Hiro, 1932b:473; 1938c:1687 (resistance to exposure); 1939f:213; Ikenouye, 1968:99 (spatial distribution); Kolosváry, 1943a:96; Krüger, 1911a:61 (as *Tetraclita porosa* var. *nigrescens*); 1940:472; Mori, 1958:23 (rhythmic activity); 1961:373 (rhythmic activity); Nilsson-Cantell, 1927a:786; 1931a:115; 1932a:27; Pilsbry, 1911:81 (as *T. porosa*); Suzuki & Mori, 1963:1 (water content); Tarasov & Zevina, 1957:236; Utinomi, 1949a:23; 1958a:304; 1958b:51; 1969b:53; 1970:347; Utinomi & Kikuchi, 1966:6; Weltner, 1897:257 (as var. *nigrescens*); Zevina & Tarasov, 1963:95.

DISTRIBUTION: Japan and Korea.

Tetraclita squamosa milleporosa Pilsbry, 1916:257

SYNONYMY/DIAGNOSIS: Pilsbry, 1916:257

REFERENCES: Hedgpeth, 1969:9 (as *Tetraclita stalactifera milleporosa*); Zullo, 1966c:143.

DISTRIBUTION: Galapagos Is.

Tetraclita squamosa panamensis Pilsbry, 1916:256

SYNONYMY/DIAGNOSIS: Pilsbry, 1916:256.

REFERENCES: Hedgpeth, 1969:17; Kolosváry, 1943:97; Nilsson-Cantell, 1957:10; Pilsbry, 1909:64; Zevina & Kurshakova, 1973:183.

DISTRIBUTION: Panama; Ecuador; Peru; Galapagos Is.

Tetraclita squamosa patellaris Darwin, 1854b:330

SYNONYMY: Pilsbry, 1916:248.

DIAGNOSIS: Darwin, 1854b:330.

REFERENCES: Gruvel, 1903b:161; 1905a:288; 1907d:8; 1909b:25; Nilsson-Cantell, 1938b:13; Weltner, 1897:258.

DISTRIBUTION: Andaman Is.

Tetraclita squamosa perfecta Nilsson-Cantell, 1931a:133

DISTRIBUTION: Santuao, China.

Tetraclita squamosa rubescens Darwin, 1854b:329

SYNONYMY: Ross, 1962:34.

DIAGNOSIS: Cornwall, 1951:312.

REFERENCES: Barnes, 1959a:233 (stomach contents); Barnes & Barnes, 1959h:515 (metabolism); 1965a:392

(egg size); Barnes & Klepal, 1971:86 (pedicel of penis); Broch, 1922:337; Darwin, 1854b:330 (as *T. s. rubescens* forma *elegans* nov.); Emerson, 1956:339; Gruvel, 1903b:161; 1905a:288; 1909b:25 (including forma *elegans*); Henry, 1942:122, 123 (as *elegans*); 1960:147; Hewatt, 1935:250; 1946:199; Hoek, 1913:254; Kolosváry, 1943a:96; Kruger, 1940:472; Pilsbry, 1916:257, 258 (as *elegans*); Rasmussen, in Shelford et al, 1935:307; Shimkin et al, 1951:650 (carcinogenic substances); Weltner, 1897:257, 258 (as *T. porosa* var. 5, *elegans*); Willett, 1937:383; Zullo, 1966c:141 (as *T. squamosa elegans*).

DISTRIBUTION: Central California to Cape San Lucas, Baja California. Pleistocene: Los Angeles, California and Punta China, Baja California.

Tetraclita squamosa rufotincta Pilsbry, 1916:253

SYNONYMY: Utinomi, 1968b:180.

DIAGNOSIS: Pilsbry, 1916:253.

REFERENCES: Aчитув, 1972:73 (zonation); Barnes & Klepal, 1971c:86 (pedicel of penis); Fishelson, 1971:123 (ecology and distribution in Red Sea); Kolosváry, 1943a:97; Krüger, 1940:472; Nilsson-Cantell, 1921:365; 1928a:35; 1938b:13; Utinomi, 1969a:82; Zevina & Litvinova, 1970:174.

DISTRIBUTION: Red Sea; East Africa; Arabian coast, west coast of India, and islands of the western Indian Ocean.

Tetraclita stalactifera (Lamarck), 1818:394

SYNONYMY/DIAGNOSIS: Ross, 1968:8.

REFERENCES: Barnes & Klepal, 1971:86 (pedicel of penis); Bigelow, 1902:180; Chenu, 1843:(no pagination); Cornwall, in Steinbeck & Ricketts, 1941:430; Darwin, 1854b:329 (as *Tetraclita porosa* var. 1, *communis* and var. 2, *nigrescens*); de Oliveira, 1940a:138; 1941:7; Gruvel, 1903b:161; 1905a:287; Henry, 1941:105; 1942:127; 1943:367; 1954:444; 1958:224; 1960:147; Kolosváry, 1943a:97; Krüger, 1911a:61 (*Tetraclita squamosa japonica* according to Pilsbry); 1911b:461 (*T. s. japonica*); 1940:472; Lacombe & Monteiro, 1974:633; Lamy & Andre, 1932:222; Morch, 1852:67; Newell et al, 1959:209; Nilsson-Cantell, 1933:508; 1939a:5; Pilsbry, 1916:254; 1927:38; Ross, 1962:32; Smith et al, 1950:134; Stephensen & Stephensen, 1950:388; 1952:8; Stubbings, 1936:49; Utinomi, 1968b:179; Verrill, 1901:22; Voss & Voss, 1960:102; Zullo, 1966c:141.

DISTRIBUTION: Bermuda; S.E. United States; Gulf of Mexico; West Indies to southern Brazil; Gulf of California to Acapulco, Mexico. Other localities: Arabian Sea (reported by Stubbings as *Tetraclita porosa* var. *communis*); Cape Province, S. Africa (reported by Utinomi as *Tetraclita squamosa stalactifera*). Plio-Pleistocene: Curaçao. Pleistocene: Venezuela.

Tetraclita stalactifera confinis Pilsbry, 1916:255

SYNONYMY: Ross, 1962:34.

DIAGNOSIS: Pilsbry, 1916:255.

REFERENCES: Barnes & Klepal, 1971:86 (pedicel of penis); Henry, 1941:105; 1943:369; 1960:143; Hertlein & Emerson, 1956:167.

DISTRIBUTION: Gulf of California. Pleistocene: Sonora, Mexico.

Tetraclita stalactifera floridana Pilsbry, 1916:255

REFERENCES: Barnes & Klepal, 1971:86 (pedicel of penis).

DISTRIBUTION: Lake Worth Inlet, Florida.

Tetraclita vitiata Darwin, 1854b:340

SYNONYMY: Nilsson-Cantell, 1938b:76.

DIAGNOSIS: Broch, 1922:339

REFERENCES: Endean et al, 1956:88 (mainland ecology and distribution); 1956:317 (insular ecology and distribution); Gruvel, 1903b:161; 1905a:289; Hiro, 1936b:635; 1937b:67; 1939c:586; Hoek, 1913:256; Pilsbry, 1916:259; Rosell, 1972:214; Stephenson, 1968:51; Stephenson et al, 1958:261 (insular ecology); Weltner, 1897:258.

DISTRIBUTION: Philippines; Sulu Arch.; Indonesia; Great Barrier Reef, Australia; Nicobar I.

Superfamily Balanoidea Leach, 1817 n. status
Family Archaeobalanidae n. fam.
Subfamily Archaeobalaninae n. subfam.

Genus *Archaeobalanus* Menesini, 1971

Archaeobalanus semicanaliculatus Menesini, 1971:28
REFERENCE: Plaziat & Cavelier, 1973:2875.
DISTRIBUTION: Eocene and Oligocene, Paris Basin.

Genus *Actinobalanus* Moroni, 1967

- Actinobalanus actinomorphus* (Moroni), 1952:73
SYNONYMY: Moroni, 1967:923.
DIAGNOSIS: Moroni, 1952:73.
DISTRIBUTION: Pliocene, Italy.
- Actinobalanus bisculcatus* (Darwin), 1854a:26
SYNONYMY: Ross & Newman, 1967:6.
DIAGNOSIS: Darwin, 1854b:293.
REFERENCES: Davadie, 1967:74; de Alessandri, 1907b:286; Moroni, 1967:925; Withers, 1953:58, 62.
DISTRIBUTION: Coralline Crag, England; Eocene-Pliocene, Northern Europe.
- Actinobalanus bisulcatus plicatus* (Darwin), 1854a:26
SYNONYMY: Ross & Newman, 1967:6.
REFERENCE: Darwin, 1854b:293; Davadie, 1963:74.
DISTRIBUTION: Coralline Crag, England; Belgium.
- Actinobalanus pantanelli* (de Alessandri), 1895:293
- Actinobalanus dolosus* (Darwin), 1954a:28
SYNONYMY: Moroni, 1967:925.
DIAGNOSIS: Darwin, 1854b:295; Davadie, 1963:76; Kolosváry, 1967b:391; Lecointre, 1910:138.
DISTRIBUTION: Miocene, France; Pliocene, England and Norway.
- Actinobalanus inclusus* (Darwin), 1854a:31
SYNONYMY: Moroni, 1967:925; Davadie, 1963:75; Kolosváry, 1967b:391.
DIAGNOSIS: Darwin, 1854b:299.
DISTRIBUTION: Miocene to Pleistocene, Northern Europe.
DISTRIBUTION: Pliocene, Italy.
- Actinobalanus stellaris* (Brocchi), 1814:599
SYNONYMY: de Alessandri, 1906:302 (= *B. corrugatus* Darwin, 1854b:254); Davadie, 1963:66 (*B. s. var. miocenicus* Seguenza, 1876:453).
DISTRIBUTION: Oligocene-Pliocene, Italy.

Genus *Kathpalmeria* Ross, 1965

- Kathpalmeria georgiana* Ross, in Ross and Newman, 1965a:61
DISTRIBUTION: Eocene, Georgia.
- Kathpalmeria hantkeni* (Kolosváry), 1947b:305
SYNONYMY: Ross, 1965a:62.
DIAGNOSIS: Kolosváry, 1947b:305.
REFERENCE: Plaziat & Cavelier, 1973:2875 (as *Balanus (Austrobalanus) hantkeni*).
DISTRIBUTION: Eocene, Hungary.

Genus *Armatobalanus* Hoek, 1913

- Armatobalanus (Armatobalanus) allium* (Darwin), 1854b:281
SYNONYMY: Zullo, 1963d:588.
DIAGNOSIS: Utinomi, 1949a:30.
REFERENCES: Annandale, 1906:148; 1924:62 (as *Balanus arcuatus*); Broch, 1922:325, 333 (as *Acasta madreporicola* n. sp.); 1931:78 (as *Balanus arcuatus*); Gruvel, 1905a:247; Hiro, 1936a:38 (as *Acasta madreporicola*); Hoek, 1913:210 (as *Balanus arcuatus* n. sp.); Kolosváry, 1951a:288; Nilsson-Cantell, 1921:337 (as *Balanus arcuatus*); 1938b:52 (as *Balanus arcuatus*); Pilsbry, 1916:228; Utinomi, 1949a:32 (*Balanus arcuatus* and *Acasta madreporicola*, discussion); 1962:217; Utinomi & Kikuchi, 1966:6; Weltner, 1897:271; Zullo, 1967b:126.
DISTRIBUTION: Great Barrier Reef; Indonesia; Southwest Japan; Ceylon; Bay of Bengal; 9-55m.
- Armatobalanus (Armatobalanus) allium truncatus* (Utinomi), 1949a:32
SYNONYMY/DIAGNOSIS: Utinomi, 1949a:32.
REFERENCE: Zullo, 1963d:588.
DISTRIBUTION: Tanabe Bay, Japan.
- Armatobalanus (Armatobalanus) calvertensis* (Ross), 1965:334
DISTRIBUTION: Miocene, Maryland.
- Armatobalanus (Armatobalanus) cepa* (Darwin), 1854b:283
SYNONYMY: Nilsson-Cantell, 1938b:52.
DIAGNOSIS: Nilsson-Cantell, 1938b:52.
REFERENCES: Borradaile, 1903:442 (as ?*Balanus terebratus*); Broch, 1931:79; Gruvel, 1905a:251; Hiro, 1936b:625 (as *Balanus fujiyama*); Kolosváry, 1943a:93 (as *Balanus fujiyama*); 1947e:358 (as *Balanus fujiyamaformis* n. sp.); Nilsson-Cantell, 1932c:6; Pilsbry, 1916:228; Utinomi, 1949a:29; Zullo, 1963d:589.
DISTRIBUTION: Indonesia; Australia; Mergui Arch.; Maldives; southwest Japan; 50m.
- Armatobalanus (Armatobalanus) circe* (Kolosváry), 1947e:359
SYNONYMY/DIAGNOSIS: Kolosváry, 1947e:359.
REFERENCES: Kolosváry, 1951a:288; Ross, 1965b:332; Zullo, 1963d:589.
DISTRIBUTION: West Indies.
- Armatobalanus (Armatobalanus) duvergieri* (de Alessandri), 1922:223
DIAGNOSIS/REFERENCES: Withers, 1929a:562; 1953:57; 58; Zullo, 1961b:71.
DISTRIBUTION: Miocene, France; on *Porites incrustans*.
- Armatobalanus (Armatobalanus) filigranus* (Broch) 1916:8
SYNONYMY/DIAGNOSIS: Broch, 1916:8.
REFERENCES: Hiro, 1937b:56; Zullo, 1963d:(errata).
DISTRIBUTION: W. Australia; Palau Is.; 4-20m.
- Armatobalanus (Armatobalanus) funicularum* (Annandale), 1906:145
SYNONYMY/DIAGNOSIS: Annandale, 1906:145.
REFERENCES: Kolosváry, 1951b:229; Zullo, 1963d:589.
DISTRIBUTION: Gulf of Manaar.
- Armatobalanus (Armatobalanus) nefrens* (Zullo), 1963d:590
SYNONYMY/DIAGNOSIS: Zullo, 1963d:590.
REFERENCE: Ross, 1965b:332.
DISTRIBUTION: Monterey and Carmel Bays and Channel Is., California.
- Armatobalanus (Armatobalanus) oryza* Broch, 1931:82
SYNONYMY/DIAGNOSIS: Broch, 1931:82.
REFERENCE: Zullo, 1963d:589.
DISTRIBUTION: Banda Sea; 200m.
- Armatobalanus (Armatobalanus) palaoensis* Hiro, 1937b:60
SYNONYMY/DIAGNOSIS: Hiro, 1937b:60.
REFERENCE: Zullo, 1963d:589.
DISTRIBUTION: Palau Is.
- Armatobalanus (Armatobalanus) quadrivittatus* Darwin, 1854b:284
SYNONYMY: Zullo, 1963d:589.
DIAGNOSIS: Hoek, 1913:213.
REFERENCES: Borradaile, 1903:442; Broch, 1947:8; Davadie, 1952:30; Dawydoff, 1952:128; Gruvel, 1903b:141; 1905a:248; Hoek, 1907:xvi; Kolosváry, 1947d:425; 1951b:292; Nilsson-Cantell, 1921:339; 1934b:60; 1938b:54; Pilsbry, 1916:229; Utinomi, 1962:217; Utinomi & Kikuchi, 1966:6; Weltner, 1897:271.
DISTRIBUTION: Maldives; Indonesia; Singapore; Viet Nam; Mergui Arch.; Southwestern Japan; Philippines; 31-51m. Miocene, Algeria.
- Armatobalanus (Armatobalanus) quinquevittatus* Hoek, 1913:216
SYNONYMY/DIAGNOSIS: Hoek, 1913:216.
REFERENCE: Zullo, 1963d:589.
DISTRIBUTION: Off Ambon; 32m.
- Armatobalanus (Armatobalanus) terebratus* Darwin, 1854b:285
SYNONYMY: Nilsson-Cantell, 1938b:51.
DIAGNOSIS: Hoek, 1913:207.
REFERENCES: Annandale, 1906:148; Borradaile, 1903:442; Broch, 1916:6; Dawydoff, 1952:128; Gruvel, 1905a:249;

- Hiro, 1935a:1; 1937b:55; Korschelt, 1933:27; Weltner, 1897:271; Zullo, 1963d:590.
 DISTRIBUTION: Palau Is.; Kei Is.; western Australia; Gulf of Siam; Madras, India; 0-55m.
Armatobalanus (Armatobalanus) terebratus radicefer (Annandale), 1924:63
 SYNONYMY/DIAGNOSIS: Annandale, 1924:63.
 REFERENCES: Hiro, 1937b:55; Zullo, 1963d:590.
 DISTRIBUTION: Mergui Arch.

Subgenus *Hexacreusia* Zullo, 1961

- Armatobalanus (Hexacreusia) durhami* (Zullo), 1961b:73
 SYNONYMY/DIAGNOSIS: Zullo, 1961b:73.
 REFERENCES: Newman & Ladd, 1974:383; Ross, 1962:37; Ross & Newman, 1973:148; Zullo, 1967b:126; Zullo & Beach, 1973:13; Zullo et al, 1972:72.
 DISTRIBUTION: Pliocene to Recent: Gulf of California, on *Porites*.
Armatobalanus (Hexacreusia) straeleni (Zullo & Beach), 1973:11
 DISTRIBUTION: Galapagos, on ahermatypic coral; 55-90m.

Genus *Chirona* Gray, 1835

- Chirona (Chirona) bimanicus* (Withers), 1923:288
 DISTRIBUTION: Miocene, Burma.
Chirona (Chirona) evermanni (Pilsbry), 1907d:203
 SYNONYMY: Tarasov & Zevina, 1957:230 (includes *B. (Metabalanus) hoekianus* Pilsbry, 1911:77).
 DIAGNOSIS: Pilsbry, 1916:201 (as *Balanus hoekianus*); Pilsbry, 1916:210.
 REFERENCES: Barnes & Klepal, 1971:85 (pedicel of penis); Henry, 1942:126; Hiro, 1935c:227; Hoek, 1913:151, 246 (as *Hexelasma hoekianum*); Kruger, 1911b:460; Newman & Ross, 1971:171; Pilsbry, 1911:76 (*evermanni*), 77 (*hoekianus*).
 DISTRIBUTION: Gulf of Alaska; Aleutians and Bering Sea; 140-490m.
Chirona (Chirona) hameri (Ascanius), 1767:3
 SYNONYMY: Pilsbry, 1916:205.
 DIAGNOSIS: Pilsbry, 1916:205.
 REFERENCES: Barnes & Barnes, 1965a:391 (variation in egg size); Barnes & Klepal, 1971:85 (pedicel of penis); Bassindale, 1964:39; Bousfield, 1954:121; Broch, 1924a:88; Crisp, 1962b:123 (larval stages); Crisp & Southward, 1961:271 (cirral activity); Darwin, 1854a:24; 1854b:277; Davadie, 1963:71; Foster, 1970:377 (acclimation to salinity); Gruvel, 1903b:141; 1905a:245; Hoek, 1875:60; 1909:270; Kolosváry, 1967b:392; Krüger, 1927a:14; 1927b:5; 1940:464; Moore, 1935a:57 (growth rate); Mörch, 1852:68; O'Riordan, 1967:293; Poulsen, 1935:16; Rzhepishevskii, 1968:36; Southward & Crisp, 1963:32 (fouling); Stephensen, 1938:6; Tarasov, 1937:52; Walker, 1970:239 (cement apparatus); 1972:429 (cement composition); 1973b:455 (frontal horns and gland cells); Weltner, 1897:270; 1898a:443; 1898b:12; Zullo, 1963b:13.
 DISTRIBUTION: North Atlantic; Chesapeake Bay; Barents and North Seas; England; 29-305m. Plio-Pleistocene, Northern Europe and North America.
Chirona (Chirona) sublavis (Sowerby), 1840:327
 REFERENCES: Withers, 1923:285.
 DISTRIBUTION: Soomrow, India.
Chirona (Chirona) unguiformis (Sowerby), 1846:pl. 648
 SYNONYMY: Darwin, 1854a:29.
 REFERENCES: Darwin, 1854b:296; Davadie, 1963:73 (thin sections); de Alessandri, 1907b:288; Plaziat & Cavalier, 1973:2875 (paleo-ecology); Ross & Newman, 1967:4; Withers, 1953:48 et seq.
 DISTRIBUTION: Eocene-Oligocene, England and Paris Basin. Eocene, Southeastern U.S.
Chirona (Chirona) varians (Sowerby), 1846:pl. 2
 REFERENCES: Darwin, 1854b:298; 1897:622; Ortmann, 1902:250 (probably includes *Chthamalus antiquus* (Phillippi)); Withers, 1953:141.
 DISTRIBUTION: Tertiary, Patagonia and Tierra del Fuego.

Subgenus *Striatobalanus* Hoek, 1913

- Chirona (Striatobalanus) amaryllis* (Darwin), 1854b:279
 SYNONYMY/DIAGNOSIS: Darwin, 1854b:279; Hoek, 1913:179.
 REFERENCES: Annandale, 1906:147; Barnes & Klepal, 1971:85 (pedicel of penis); Broch, 1916:6; 1922:321 (as forma *euamaryllis* nov.); 1931:66, 67 (as forma *laevis* nov.); 1947:5, 6; Daniel, 1955:25; Darwin, 1854b:279 [var. a (= *Balanus roseus* Lamarck, 1818); var. b.]; Dawydoff, 1952:128; Endean et al, 1956:88; Gruvel, 1903b:141; 1905a:250 (as var. *niveus* nov. = var. b. Darwin, 1854b); Hiro, 1936b:624; 1939d:243; Hoek, 1883:153; 1912:408; 1913:179; Karande, 1967:1245; Karande & Palekar, 1966:147; Krüger, 1911a:4; 1911b:460; 1940:464; Lanchester, 1902:369 (as *Balanus amaryllis dissimilis* n. subsp.); Nilsson-Cantell, 1921:329; 1927a:785; 1930b:10; 1931a:114; 1934a:68; 1934b:58; 1938b:46; Pope, 1945:364; Stubbings, 1936:41; 1961a:174; Utinomi, 1962:216; 1968b:174; 1969a:88; Utinomi & Kikuchi, 1966:6; Weltner, 1897:270.
 DISTRIBUTION: Indo-west Pacific: East Africa to Philippines and Northeast Australia; 5-500m., and on ships.
Chirona (Striatobalanus) bimae (Hoek), 1913:182
 SYNONYMY/DIAGNOSIS: Hoek, 1913:182.
 REFERENCES: Broch, 1931:70; Nilsson-Cantell, 1934b:58; 1938b:48.
 DISTRIBUTION: Java Sea; 12-35m.
Chirona (Striatobalanus) krugeri (Pilsbry), 1916:214
 SYNONYMY/DIAGNOSIS: Pilsbry, 1916:214.
 REFERENCES: Broch, 1931:71; Hiro, 1933:72; 1937c:440; 1939b:56; Utinomi, 1949b:96; 1958a:308.
 DISTRIBUTION: Japan; Moluccas; 100-250m.
Chirona (Striatobalanus) maculatus (Hoek), 1913:187
 DISTRIBUTION: Java Sea.
Chirona (Striatobalanus) taiwanensis (Hiro), 1939e:264
 DISTRIBUTION: Formosa.
Chirona (Striatobalanus) tenuis (Hoek), 1883:154.
 SYNONYMY: Hiro, 1937c:439.
 DIAGNOSIS: Hoek, 1913:185 (as *Balanus albus* n.sp.).
 REFERENCES: Barnard, 1924:74; Broch, 1931:70; Daniel, 1955:24; Gruvel, 1905a:247; Hoek, 1912:408; Nilsson-Cantell, 1925:34; 1927a:785; 1938b:46; Pilsbry, 1916:216; Stubbings, 1936:41 (as *albus*); 1940:390; Utinomi, 1950:63; 1962:216; 1968b:174; 1969a:88; Utinomi and Kikuchi, 1966:6; Weltner, 1897:271.
 DISTRIBUTION: Indo-west pacific: South Africa, Persian Gulf to Philippines and Japan; 7-500m.
Chirona (Striatobalanus) tuberculatus (Rosell), 1974:2
 DISTRIBUTION: Mindanao, Philippines.
Chirona (Striatobalanus) zealandicus (Withers), 1924:35
 DISTRIBUTION: Miocene, New Zealand (Withers, 1953:78 et seq.).

Genus *Solidobalanus* Hoek, 1913

- Solidobalanus (Solidobalanus) astacophilus* (Barnard), 1926:128
 SYNONYMY/DIAGNOSIS: Barnard, 1926:128.
 REFERENCES: Henry & McLaughlin, 1967:47; Zullo & Newman, 1964:368.
 DISTRIBUTION: South Africa; 420m.
Solidobalanus (Solidobalanus) auricoma (Hoek), 1913:198
 SYNONYMY: Zullo & Newman, 1964:368.
 DIAGNOSIS: Hoek, 1913:198; Nilsson-Cantell, 1938b:49.
 REFERENCES: Broch, 1922:323; 1931:71; Henry & McLaughlin, 1967:46; Nilsson-Cantell, 1934a:70; Utinomi, 1969:82.
 DISTRIBUTION: Persian Gulf; Moluccas; southwest Australia; 27-320m.
Solidobalanus (Solidobalanus) ciliatus (Hoek), 1913:199.
 SYNONYMY: Zullo & Newman, 1964:368.
 DIAGNOSIS: Hoek, 1913:199; Nilsson-Cantell, 1934a:68.
 REFERENCES: Annandale, 1906:148 (as *Balanus maldiveensis* Borradaile, 1903); Broch, 1931:72; 1947:6; Dawydoff, 1952:128; Henry & McLaughlin, 1967:47; Nilsson-Cantell, 1925:38; 1934b:59; 1938b:49; Stubbings, 1936:43; Utinomi, 1969a:90.

- DISTRIBUTION: Indo-west Pacific: Gulfs of Aden, Persia and Manaar; Red Sea; India; Indonesia; 13-220m.
Solidobalanus (Solidobalanus) compressus (Hoek), 1913:202
 REFERENCES: Henry & McLaughlin, 1967:47; Zullo & Newman, 1964:369.
- DISTRIBUTION: Banda Sea; 75-112m.
Solidobalanus (Solidobalanus) echinoplacis (Stubbings), 1936:45
 REFERENCES: Henry & McLaughlin, 1967:47; Zullo & Newman, 1964:369.
- DISTRIBUTION: Zanzibar; 225m.
Solidobalanus (Solidobalanus) hawaiiensis (Pilsbry), 1916:222
 REFERENCES: Gordon, 1970:81; Henry & McLaughlin, 1967:47 (*hawaiiensis* [sic]); Utinomi, 1949b:96; Zullo & Newman, 1964:369.
- DISTRIBUTION: Hawaiian Is.; 21-222m.
Solidobalanus (Solidobalanus) maldivensis (Borradaile), 1903:442
 SYNONYMY/DIAGNOSIS: Hoek, 1913:195.
 REFERENCES: Annandale, 1906:148; Henry & McLaughlin, 1967:47; Zullo & Newman, 1964:369.
- DISTRIBUTION: Maldives and Flores Sea; 69-390m.
Solidobalanus (Solidobalanus) masignotus (Henry & McLaughlin), 1967:47
 REFERENCE: McLaughlin & Henry, 1972:14 (complemental males).
- DISTRIBUTION: Central Baja California; Mazatlan, Mexico; Costa Rica; Ecuador; sublittoral.
Solidobalanus (Solidobalanus) mylensis (Seguenza), 1876:308
 SYNONYMY: Moroni, 1967:5 (*mylensis* of some authors); Withers, 1953:61,62.
- DISTRIBUTION: Neogene, Italy.
Solidobalanus (Solidobalanus) nascanus (Zullo, in Zullo & Newman), 1964:366
 REFERENCES: Henry & McLaughlin, 1967:47; Zevina & Kurshakova, 1973:183.
- DISTRIBUTION: Eastern Pacific; Nasca Ridge; 228m.
Solidobalanus (Solidobalanus) pseudauricomma (Broch), 1931:72
 SYNONYMY/DIAGNOSIS: Utinomi, 1949b:97.
 REFERENCES: Henry & McLaughlin, 1967:47; Zullo & Newman, 1964:369.
- DISTRIBUTION: Celebes; Japan; 70-500m.
Solidobalanus (Solidobalanus) socialis (Hoek), 1883:150
 SYNONYMY: Zullo & Newman, 1964:369.
 DIAGNOSIS: Hoek, 1883:150; 1913:192.
 REFERENCES: Annandale, 1906:148 (as *Balanus aeneas*); Gruvel, 1905a:226,252 (as *Balanus aeneas*); Henry & McLaughlin, 1967:46; Hiro, 1932b:473; 1937c:442; Hoek, 1913:150,154 (as *Balanus aeneas*); Lanchester, 1902:370 (as *Balanus aeneas* n.sp.); Stubbings, 1963a:334; Utinomi, 1949a:22; 1962:217; 1968b:175; 1969a:89; 1970:359; Utinomi & Kikuchi, 1966:6; Weltner, 1897:267.
- DISTRIBUTION: Indo-west Pacific: Gulfs of Persia and Manaar; Bay of Bengal; Indonesia; Southeast coast of Japan; to 91m.
Solidobalanus (Solidobalanus) solidus (Broch), 1931:76
 REFERENCES: Henry & McLaughlin, 1967:47; Zullo & Newman, 1964:369.
- DISTRIBUTION: Japan; 300m.
Solidobalanus (Solidobalanus) tantillus (Pilsbry), 1916:224
 REFERENCES: Henry & McLaughlin, 1967:47; Zullo & Newman, 1964:369.
- DISTRIBUTION: Sulu Arch.; 100m.
Solidobalanus (Solidobalanus) thompsoni (Stubbings), 1936:43
 REFERENCES: Henry & McLaughlin, 1967:47; Nilsson-Cantell, 1938b:13; Zullo & Newman, 1964:369.
- DISTRIBUTION: Gulf of Aden; 73-220m.
 Subgenus *Hesperibalanus* Pilsbry, 1916
Solidobalanus (Hesperibalanus) cornwalli (Zullo) 1966a:200
 DISTRIBUTION: Eocene, Washington.
- Solidobalanus (Hesperibalanus) elizabethae* (Barnard) 1924:72
 SYNONYMY/DIAGNOSIS: Millard, 1950:267.
 REFERENCES: Nilsson-Cantell, 1932c:8 (as *Balanus emk-weniensis* n.sp.); Henry & McLaughlin, 1967:47.
- DISTRIBUTION: South Africa.
Solidobalanus (Hesperibalanus) engbergi (Pilsbry), 1921:113
 SYNONYMY: Cornwall, 1955b:31.
 DIAGNOSIS: Pilsbry, 1921:113.
 REFERENCES: Barnes & Klepal, 1971:84 (pedicel of penis); Cornwall, 1955a:31; Henry, 1940:33; 1942:107; Henry & McLaughlin, 1967:47; Tarasov & Zevina, 1957:227; Zullo, 1969b:351.
- DISTRIBUTION: Alaska to Oregon; 28-80m. Pleistocene, Oregon.
Solidobalanus (Hesperibalanus) fallax (Broch), 1927:26
 SYNONYMY/DIAGNOSIS: Stubbings, 1963b:30.
 REFERENCES: Barnes & Klepal, 1971:86 (pedicel of Penis); Bassindale, 1961:485; Henry & McLaughlin, 1967:47; Nilsson-Cantell, 1939c:93; Stubbings, 1961b:34 (as *Balanus (Solidobalanus) occidentalis* n.sp.); 1961c:189 (as *occidentalis*); 1963:30; 1965:892; 1967:287; Utinomi, 1959b:402.
- DISTRIBUTION: Algeria and West Africa; 7-220m.
Solidobalanus (Hesperibalanus) hesperius hesperius (Pilsbry), 1916:193
 SYNONYMY/DIAGNOSIS: Pilsbry, 1916:193.
 REFERENCES: Barnes & Barnes, 1959d:237 (naupliar stages); 1965a:391 (size variation); Barnes & Klepal, 1971:85 (pedicel of penis); Broch, 1922:321; Cornwall, 1955b:35; Henry, 1942:127; Henry & McLaughlin, 1967:47; Hiro, 1935c:225; 1939f:212; Kolosváry, 1943a:92; Krüger, 1940:464; Tarasov & Zevina, 1957:228; Utinomi, 1970:359; Zullo, 1969b:351.
- DISTRIBUTION: North Pacific: Japan; Bering Sea; Alaska; British Columbia; 60-180m. Pleistocene, Oregon.
Solidobalanus (Hesperibalanus) hesperius laevidomiformis (Kolosváry), 1941e:9
 REFERENCES: Barnes & Klepal, 1971:85 (pedicel of penis); Kolosváry, 1943a:92; Henry & McLaughlin, 1967:47 (as *incertae sedis*)
- DISTRIBUTION: Panama.
Solidobalanus (Hesperibalanus) hesperius laevidomus (Pilsbry), 1916:196
 SYNONYMY/DIAGNOSIS: Henry, 1940:31.
 REFERENCES: Barnes & Gonor, 1958:194 (neurosecretory cells); Cornwall, 1955a:34; 1955b:35; Henry, 1942:110; Henry & McLaughlin, 1967:47; Hiro, 1935c:227; Kolosváry, 1943a:92; Newman, 1975:269; Nilsson-Cantell, 1927a:785; Pilsbry, 1921:113; Tarasov & Zevina, 1957:228.
- DISTRIBUTION: Alaska to San Francisco; 8-338m.
Solidobalanus (Hesperibalanus) hesperius nipponensis (Pilsbry), 1916:199
 SYNONYMY/DIAGNOSIS: Pilsbry, 1916:199.
 REFERENCES: Henry & McLaughlin, 1967:47; Tarasov & Zevina, 1957:228; Utinomi, 1958a:308.
- DISTRIBUTION: Pacific coast of Japan; 50m.
Solidobalanus (Hesperibalanus) parahesperius (Menesini), 1971:22
 REFERENCE: Plaziat & Cavalier, 1973:2875 (paleo-ecology).
- DISTRIBUTION: Eocene and Oligocene, Paris Basin.
Solidobalanus (Hesperibalanus) phineus (Kolosváry), 1956:187
 DISTRIBUTION: Eocene, Hungary.
- Solidobalanus (Hesperibalanus) proinus* (Woodring, in Woodring & Bramlette), 1950:92
 SYNONYMY: Zullo, 1969a:16.
 DISTRIBUTION: Pliocene, Southern California.
- Solidobalanus (Hesperibalanus) sookensis* (Cornwall), 1927b:400
 DISTRIBUTION: Miocene, Vancouver I., Canada.
- Solidobalanus (Hesperibalanus) stenonotus* (Pilsbry & Olson), 1951:201
 DISTRIBUTION: Oligocene, Ecuador.

Solidobalanus (Hesperibalanus) varians (Sowerby), 1846:pl. 2
REFERENCES: Chapman, 1914:54,67; Darwin, 1854b:298;
Ortmann, 1902:250.

DISTRIBUTION: Eocene, Patagonia.

Solidobalanus (Hesperibalanus) vialovi (Kolosváry),
1961c:150

DISTRIBUTION: Eocene, USSR.

Subgenus *Bathybalanus* Hoek, 1913

Solidobalanus (Bathybalanus) pentacrini (Hoek), 1913:230

SYNONYMY/DIAGNOSIS: Hoek, 1913:230.

REFERENCES: Hiro, 1936a:59; Newman & Ross, 1971:173.

DISTRIBUTION: Banda Sea; 240-304m.

Genus *Notobalanus* n.gen

Notobalanus flosculus (Darwin), 1854b:290

SYNONYMY/DIAGNOSIS: Pilsbry, 1916:219.

REFERENCES: Gruvel, 1905a:252; Kolosváry, 1943a:93;
Korschelt, 1933:27; Krüger, 1940:466; Nilsson-Cantell,
1957:21; Weltner, 1895:291; 1897:271; Zevina & Kur-
shakova, 1973:183.

DISTRIBUTION: Peru; Chile; Tierra del Fuego.

Notobalanus flosculus var. *sordidus* (Darwin), 1854b:290

SYNONYMY/DIAGNOSIS: Nilsson-Cantell, 1921:330.

REFERENCES: Davadie, 1952:30; Fletcher, 1938:115;
Gruvel, 1903b:141; 1905a:252; 1905b:345; Kolosváry,
1943a:93; Newman & Ross, 1971:169; Nilsson-Cantell,
1957:21; Weltner, 1895:291; 1897:271; 1898b:5; 1900:305.

DISTRIBUTION: Chile to Tierra del Fuego. Miocene, Algeria.
Late Cenozoic, Kerguelen I.

Notobalanus vestitus (Darwin), 1854:286

SYNONYMY/DIAGNOSIS: Newman & Ross, 1971:169.

REFERENCES: Broch, 1922:322; 1931:71; Filhol, 1885:487;
Foster, 1967a:83; 1967b:35; Gruvel, 1905a:248; Hutton,
1879:328; Krüger, 1940:464,466; Moore, 1944:333;
Pilsbry, 1916:219; Weltner, 1897:271; 1899a:445; 1900:
307; Withers, 1924:36; 1953:77,98.

DISTRIBUTION: Australia; New Zealand; Auckland I.;
0-51m. Lower Oligocene, Chatham I.

Genus *Elminius* Leach, 1825

Elminius cristallinus Gruvel, 1907a:106

SYNONYMY/DIAGNOSIS: Gruvel, 1909a:216 (probably intro-
duced *E. modestus* Darwin).

REFERENCE: Krüger, 1940:470.

DISTRIBUTION: Azores.

Elminius kingii Gray, 1831:13

SYNONYMY/DIAGNOSIS: Darwin, 1854b:348; Nilsson-Cantell,
1921:348.

REFERENCES: Gruvel, 1903b:163; 1905a:294; 1911:292;
Hoek, 1907:4; Kolosváry, 1943a:95; Krüger, 1940:470;
Nilsson-Cantell, 1930c:255; 1957:22; Pilsbry, 1916:260;
Weltner, 1895:289; 1897:256; 1898b:5; 1900:305.

DISTRIBUTION: Chile, below 30°S; Cape Horn to Punta
Arenas, Argentina; Falkland Is.

Elminius modestus Darwin, 1854b:350

SYNONYMY/DIAGNOSIS: Moore, 1944:329 (includes *E. sinu-
atus* Hutton, 1879:328).

REFERENCES: Austin et al, 1958:497 (chromosome num-
bers); Barnes & Barnes, 1960:137 (recent spread in NW
Europe); 1961a:121 (spread in SW Scotland); 1965b:23
(further European records); 1966a:83 (coasts of western
Europe); 1968a:135 (egg numbers); 1968b:261 (French
Atlantic coast); 1969a:156 (in France); 1974:197 (embry-
onic development and salinity); Barnes & Klepal, 1971:
87 (pedicel of penis); Barnes, Barnes & Klepal, 1972:187
(French Atlantic coast); Barnes, Klepal & Munn, 1971:
173 (spermatozoa); Barnes & Powell, 1966:107 (at
Arcachon, France); Barnes & Stone, 1972b:309 (western
Scotland); Bassindale, 1947:223; 1958:381; 1964:42;
Beard, 1957:1145; Bhatnagar & Crisp, 1965:419 (salinity
tolerance); Bishop, 1947:501 (first report outside Aus-

tralia); 1951:531 (spread in European waters); 1954:1145
(in France); Bishop & Crisp, 1957:482 (in France); 1958:
109 (France); Bishop et al, 1957:1 (on French Atlantic
coast); Bocquet-Védrine, 1964:5060 (relationship be-
tween growth and molting); 1965b:30 (molting);
Boschma, 1948:403 (Netherlands); Boulton et al, 1971:
487 (fouling); Broch, 1922:342 (as *Elminius sinuatus*);
Connell, 1955:954 (Scotland); Corner et al, 1968:29
(toxicity); Crisp, 1955:569 (cyprid behavior); 1958:483;
1959b:37; 1960a:681 (northern limit); 1961:421 (territorial
behavior); 1964a:179 (severe winter); Crisp & Austin,
1960:787 (fouling); Crisp & Barnes, 1954:142 (orienta-
tion); Crisp & Chipperfield, 1948:64 (British waters);
Crisp & Christie, 1966:59 (toxicity); Crisp & Davies,
1955:357 (breeding); Crisp & Meadows, 1962c:500 (gre-
garioussness); Crisp & Patel, 1958:1078; 1961:105
(growth rates); 1967:612 (contour of substratum); Crisp
& Ritz, 1967b:236 (temperature acclimation); Crisp &
Southward, 1959:429 (spread in British Isles); 1961:271
(cirral activity); Crisp & Stubbings, 1957:179 (orienta-
tion); Den Hartog, 1953:9 (in North Sea); 1956:141 (in
France); Evans, 1968:260; Filhol, 1885:489; Fischer-
Piette, 1963:176 (French/Spanish border); 1964:500
(France); 1965:466 (Fr. Atlantic coast); Fischer-Piette &
Prenant, 1956:7 (NW coast Spain); Foster, 1967a:84;
1967b:33 (early stages); 1969:326 (tolerance of high-
temperatures); 1970:380 (acclimation to salinity);
1971a:12 (desiccation); 1971b:33 (upper limit); Foster &
Nott, 1969:340 (sensory structures); Gruvel, 1903b:163;
1905a:295 (as *Elminius sinuatus*), 296; Guiler, 1952:20;
Hutton, 1879:328 (as *E. sinuatus*); Jennings, 1918:62;
Jones, 1961:103 (SE coast of Scotland); Knight-Jones,
1948:201 (British harbors); 1953:583 (gregarioussness);
1955:266 (gregarioussness); Knight-Jones & Crisp, 1953:
1109 (gregarioussness); Knight-Jones & Morgan, 1966:
267 (hydrostatic pressure); Knight-Jones & Stephenson,
1950:281 (gregarioussness); Knight-Jones & Waugh,
1949:413 (larval development); Kolosváry, 1967b:393;
Krüger, 1940:470; Kuhl, 1963:99 (German coast); 1967:
965 (Elbe estuary); Leloup & Lefevre, 1952:1 (Belgian
coast); Meadows, 1969a:273 (fouling); 1969b:65 (settle-
ment, growth); Moore, 1944:329; Moysse, 1963:175 (food
for larvae); Moysse & Nelson-Smith, 1963:1 (zonation);
Nilsson-Cantell, 1921:351; 1925:42 (as var. *laevis* n.var.);
1926:13; 1927a:786; 1930d:212; O'Riordan, 1967:294
(Ireland); Patel & Crisp, 1960a:667 (influence of tem-
perature); 1961:89 (breeding and molting); Pope, 1945:
368; 1966:181; Powell, 1960:119 (Scotland); Ritz &
Foster, 1968:552 (temperature); Roskell, 1962:263 (on
Littorina shells); Sandison, 1950:79 (S. Africa); Singa-
rajah et al, 1967:144 (phototactic behavior); Skerman,
1958:224 (fouling); 1960:610 (predation); Southward,
1955b:403 (behavior); 1955c:423 (behavior); Southward &
Crisp, 1952:416 (changes in distribution); 1963:24 (foul-
ing); Stubbings, 1950:277; Utinomi, 1968b:178; Walker,
1970:239 (cement apparatus); 1973b:455 (frontal horns
and gland cells); Weltner, 1897:256,257 (as *Elminius sinu-
atus*); 1900:307; Wisely & Blick, 1964:162 (nauplii);
Zevina, 1963:73 (Black Sea).

DISTRIBUTION: Australia, Tasmania, New Zealand; intro-
duced to South Africa, possibly Azores (see *E. cristal-
linus* Gruvel), Black Sea and Northern Europe.

Elminius modestus molluscorum Kolosváry, 1942c:147

REFERENCE: Kolosváry, 1943a:95.

DISTRIBUTION: Auckland, New Zealand.

Genus *Membranobalanus* Pilsbry, 1916

Membranobalanus brachialis (Rosell), 1973:184

DISTRIBUTION: Puerto Galera, Philippines.

Membranobalanus cuneiformis (Hiro), 1936b:627

SYNONYMY/DIAGNOSIS: Hiro, 1939c:243.

DISTRIBUTION: Arafura Sea and Japan; 15m.

- Membranobalanus declivis* (Darwin), 1854b:275
 SYNONYMY/DIAGNOSIS: Barnes & Klepal, 1971:86 (pedicel of penis); Pilsbry, 1916:230.
 REFERENCES: Gruvel, 1905a:244; Henry, 1954:443; 1958:215; Hiro, 1936:631; Verrill, 1901:22 (as *Balanus declivus cuspidatus* n.subsp.); Wells, 1966:83; Weltner, 1897:270.
 DISTRIBUTION: Bermuda; Florida; West Indies.
- Membranobalanus longirostrum* (Hoek), 1913:205
 SYNONYMY: Utinomi, 1968b:176.
 DIAGNOSIS: Hoek, 1913:205; Utinomi, 1968b:176.
 REFERENCES: Broch, 1931:85; 1947:6; Daniel, 1955:26 (as *Balanus longirostrum* var. *krusadaensis* nov.); Dawydoff, 1952:128; Daniel & Prem-Kumar, 1968:147 (as *Balanus* (*Membranobalanus*) *roonwali* n.sp.); Hiro, 1936b:631; Nilsson-Cantell, 1921:340; 1938b:54; Suhaimi, 1966:65 (as *Balanus* (*M.*) *basicupula* n.sp.); Weltner, 1897:270 (as ?*Balanus declivis*).
 DISTRIBUTION: East coast of India to Singapore; 6-36m.
- Membranobalanus nebris* (Zullo & Beach), 1973:2
 DISTRIBUTION: Galapagos Is.
- Membranobalanus orcutti* (Pilsbry), 1907b:361
 SYNONYMY/DIAGNOSIS: Pilsbry, 1907b:361
 REFERENCES: Barnard, 1924:75; Henry, 1942:127; Hiro, 1936b:631; Pilsbry, 1916:233.
 DISTRIBUTION: Monterey to Baja California; South Africa; Sulu Arch.; to 52m.
- Membranobalanus orcuttiformis* (Kolosvary), 1941:189
 DISTRIBUTION: Indian Ocean.
- Genus *Acasta* Leach, 1817
- Acasta aculeata* Nilsson-Cantell, 1921:342
 DISTRIBUTION: Gulf of Siam.
- Acasta alba* Barnard, 1924:83
 DISTRIBUTION: Off Natal, South Africa; 90-180m.
- Acasta alcyonicola* Utinomi, 1953:142
 SYNONYMY/DIAGNOSIS: Utinomi, 1953:142.
 REFERENCE: Utinomi, 1959c:313.
 DISTRIBUTION: Tanabe Bay, Japan.
- Acasta angusticalcar* Broch, 1931:106
 SYNONYMY/DIAGNOSIS: Broch, 1931:106.
 DISTRIBUTION: Kei Is.; 20m.
- Acasta antipathidis* Broch, 1916:13
 SYNONYMY/DIAGNOSIS: Broch, 1916:13.
 REFERENCES: Hiro, 1936a:58; 1937b:53 (possibly a *Conopea*).
 DISTRIBUTION: Cape Jaubert, western Australia.
- Acasta armata* Gravier, 1921a:353
 DISTRIBUTION: Off Djibouti; 20m.
- Acasta cancellorum* Hiro, 1931:151
 SYNONYMY/DIAGNOSIS: Hiro, 1937c:459.
 REFERENCES: Nilsson-Cantell, 1938b:58.
 DISTRIBUTION: Seto, Japan.
- Acasta conica* Hoek, 1913:235
 SYNONYMY/DIAGNOSIS: Hoek, 1913:235.
 REFERENCES: Broch, 1922:330.
 DISTRIBUTION: Celebes; Sulu Arch.; 40-60m.
- Acasta coriobasis* Broch, 1947:25
 SYNONYMY/DIAGNOSIS: Utinomi, 1953:139.
 REFERENCE: Dawydoff, 1952:139.
 DISTRIBUTION: Indochina; Hiroshima Bay.
- Acasta crassa* Broch, 1931:109
 DISTRIBUTION: Saparua Bay, Moluccas; 20-30m.
- Acasta ctenodentia* Rosell, 1972:200
 DISTRIBUTION: Puerto Galera, Philippines.
- Acasta cyathus* Darwin, 1854b:312
 SYNONYMY: Darwin, 1854b:312.
 DIAGNOSIS: Pilsbry, 1916:244.
 REFERENCES: Annandale, 1906:144; Barnard, 1924:82; Broch, 1922:330; 1927c:30; 1931:95; Gravier, 1921a:357; Gruvel, 1903b:121; 1905a:259; Henry, 1954:443; Hoek, 1913:xvi,xix; Nilsson-Cantell, 1921:342; 1938:13; Pilsbry, 1916:244; 1952:27; Stubbings, 1936:48; Wells, 1966:85; Weltner, 1897:258; 1910:528; 1922:85; Zevina & Litvinova, 1970:174.
 DISTRIBUTION: Florida; Caribbean; Madeira; Morocco; East Africa; Red Sea; Gulf of Manaar; Singapore; Kei Is.; Sulu Arch.; Philippines; western Australia; 15-180m.
- Acasta denticulata* Hiro, 1931:153
 SYNONYMY/DIAGNOSIS: Hiro, 1931:153.
 REFERENCE: Utinomi, 1958a:309.
 DISTRIBUTION: Sagami Bay, Japan.
- Acasta dolfeini* Krüger, 1911a:56
 SYNONYMY: Hiro, 1937d:454.
 DIAGNOSIS: Broch, 1922:330.
 REFERENCES: Broch, 1931:96; Dawydoff, 1952:129; Hiro, 1931:151 (as *Acasta aperta* n.sp.); Krüger, 1911b:461; Nilsson-Cantell, 1921:341; Pilsbry, 1916:247; Rosell, 1972:198; Utinomi, 1950:64; 1958a:309; 1962:221; 1968b:178; 1969b:53.
 DISTRIBUTION: Southern Japan; Indonesia; Sulu Arch.; 24-280m.
- Acasta echinata* Hiro, 1937a:70
 SYNONYMY: Utinomi, 1962:224.
 DIAGNOSIS: Broch, 1947:6; Utinomi, 1949a:32.
 REFERENCES: Dawydoff, 1952:129; Utinomi, 1959c:313.
 DISTRIBUTION: Southern Japan; southeast Asia; 15-20m.
- Acasta fenestrata* Darwin, 1854b:316
 SYNONYMY: Rosell, 1972:194.
 DIAGNOSIS: Darwin, 1854b:316.
 REFERENCES: Gruvel, 1905a:262; Hiro, 1939d:243; Hoek, 1883:160; 1913:233; Krüger, 1911a:4; 1911b:461; Nilsson-Cantell, 1938b:57; Weltner, 1897:259; 1922:104.
 DISTRIBUTION: Red Sea; Bay of Bengal; Philippines; Seto, Japan; to 51m.
- Acasta fischeri* Locard, 1877:18
 DISTRIBUTION: Miocene, Sicily, Sardinia and Corsica.
- Acasta flexuosa* Nilsson-Cantell, 1931a:130
 SYNONYMY: Hiro, 1937c:457.
 DIAGNOSIS: Hiro, 1931:153 (as *Acasta amakusana* n.sp.).
 REFERENCES: Utinomi, 1949a:32.
 DISTRIBUTION: Amakusa and Seto, Japan.
- Acasta foraminifera* Broch, 1931:98
 DISTRIBUTION: Amboina Bay, Kei Is.; 100-140m.
- Acasta formae* de Alessandri, 1897:46
 REFERENCE: de Alessandri, 1906:312; Withers, 1953:61.
 DISTRIBUTION: Miocene, Italy.
- Acasta fossata* Barnard, 1924:84
 DISTRIBUTION: Seal I., S. Africa; 24-50m.
- Acasta glans* Lamarck, 1818:398
 SYNONYMY: Utinomi, 1969a:91.
 DIAGNOSIS: Hoek, 1913:241.
 REFERENCES: Broch, 1931:133; Darwin, 1854b:314; Gruvel, 1903b:121; 1905a:261; Hoek, 1913:233; Kolosváry, 1943a:94; Nilsson-Cantell, 1938b:56; Pilsbry, 1916:242; Weltner, 1897:258.
 DISTRIBUTION: Gulf of Iran; Bay of Bengal; southwest Australia; Indonesia; Philippines; 15-55m.
- Acasta gregaria* Utinomi, 1959c:314
 DISTRIBUTION: Tanabe Bay, Japan.
- Acasta hirsuta* Broch, 1916:10
 SYNONYMY/DIAGNOSIS: Broch, 1916:10.
 REFERENCES: Broch, 1931:96; Hiro, 1936a:58; Utinomi, 1959c:317.
 DISTRIBUTION: Cape Jaubert, Australia; Amboina; Moluccas; 100-140m.
- Acasta idiopoma* Pilsbry, 1912:294
 REFERENCE: Pilsbry, 1916:247.
 DISTRIBUTION: Mindanao, Philippines; 40m.
- Acasta japonica* Pilsbry, 1911:80
 SYNONYMY: Utinomi, 1962:221.
 DIAGNOSIS: Pilsbry, 1911:80.
 REFERENCES: Broch, 1922:330; 1931:96; 1947:6; Dawydoff, 1952:129; Hiro, 1939f:213; Krüger, 1940:460; Nilsson-Cantell, 1938b:13; Pilsbry, 1916:243; Utinomi, 1970:359; Zullo, 1968a:227.
 DISTRIBUTION: Southern Japan; Taiwan; southeast Asia; 10-800m.

- Acasta laevigata* Gray, 1825:103
SYNONYMY: Nilsson-Cantell, 1938b:57.
DIAGNOSIS: Darwin, 1854b:315; Hiro, 1937b:62.
REFERENCES: Gruvel, 1903b:121; 1905a:261; Hoek, 1913:233; Rosell, 1972:197; Weltner, 1897:259; Zevina & Litvinova, 1970:174.
DISTRIBUTION: Red Sea; Zanzibar; Andaman Is., Philippines; Palau Is.
- Acasta membranacea* Barnard, 1924:88
REFERENCE: Nilsson-Cantell, 1938b:13.
DISTRIBUTION: South Africa; 28-180m.
- Acasta microforamina* Rosell, 1970:105
DISTRIBUTION: Philippines.
- Acasta muricata* Seguenza, 1876:312
DISTRIBUTION: Tertiary, Italy (Withers, 1953:62).
- Acasta pectinipes* Pilsbry, 1912:294
SYNONYMY: Hiro, 1937c:463.
DIAGNOSIS: Nilsson-Cantell, 1938b:57.
REFERENCES: Barnard, 1924:87; 1925:1; Broch, 1922:330; Hiro, 1931:149 (as *Acasta komaii* n.sp.); Hoek, 1913:237 (as *Acasta nitida* n.sp.); Krüger, 1914:438; Pilsbry, 1916:247; Utinomi, 1949a:23; 1962:221; 1969b:53; Zullo, 1968a:227.
DISTRIBUTION: Japan; Philippines; Sulu Arch.; Java Sea; Andaman Is.; South Africa; 35-170m.
- Acasta porata* Nilsson-Cantell, 1921:348
SYNONYMY: Nilsson-Cantell, 1938b:56.
DIAGNOSIS: Broch, 1931:96.
REFERENCES: Broch, 1947:6; Dawydoff, 1952:129, Rosell, 1972:203.
DISTRIBUTION: Philippines; Viet Nam; Bay of Bengal; 1-55m.
- Acasta purpurata* Darwin, 1854b:318
SYNONYMY/DIAGNOSIS: Darwin, 1854b:318.
REFERENCES: Gruvel, 1905a:262; Hiro, 1937c:450; Hoek, 1913:234; Nilsson-Cantell, 1938b:13; Utinomi, 1959c:313; Weltner, 1897:259.
DISTRIBUTION: Sumatra; Philippines.
- Acasta sarda* de Alessandri, 1895:64
REFERENCES: de Alessandri, 1906:311; Withers, 1953:59.
DISTRIBUTION: Oligocene, Sicily.
- Acasta schäfferi* de Alessandri, 1910:124
DISTRIBUTION: Miocene, Austria (Withers, 1953:70).
- Acasta sculptura* Broch, 1931:101
REFERENCE: Utinomi, 1959c:313.
DISTRIBUTION: Java Sea; 49m.
- Acasta scuticosta* Weltner, 1887:102
SYNONYMY/DIAGNOSIS: Weltner, 1887:102.
REFERENCES: Gruvel, 1905a:260; Hiro, 1931:152; Hoek, 1913:233; Weltner, 1897:259.
DISTRIBUTION: Cartagena, Spain.
- Acasta semota* Hiro, 1933:73
DISTRIBUTION: East coast of Japan; 33m.
- Acasta serrata* Hiro, 1937b:64
DISTRIBUTION: Palau Is.
- Acasta spinitergum* Broch, 1931:112
SYNONYMY/DIAGNOSIS: Broch, 1931:112.
REFERENCES: Hiro, 1936a:58; Kolosváry, 1943a:95; Utinomi, 1959c:313.
DISTRIBUTION: Java Sea; Philippines; 35m.
- Acasta spinifera* Utinomi, 1967:222
DISTRIBUTION: Tokyo Bay; 70m.
- Acasta spinosa* Hiro, 1939e:267
DISTRIBUTION: Formosa.
- Acasta spongites* Poli, 1791:25
SYNONYMY: Darwin, 1854b:308.
DIAGNOSIS: Utinomi, 1958a:300.
REFERENCES: Barnard, 1924:80; Bassindale, 1964:42; Bocquet-Védrine, 1966a:2733; 1966b:337 (structure and growth of operculum); 1966c:693; Crisp & Southward, 1961:271 (cirral activity); Dawydoff, 1952:129; de Alessandri, 1907b:289; Fischer, 1872:433; Gruvel, 1903b:121; 1905a:263; Hiro, 1931:154; 1935c:227; Hoek, 1875:60; 1909:271; Kolosváry, 1939a:176; 1941c:156; 1943a:94; 1947a:22; Krüger, 1911a:4; 1911b:459; 1914:439; 1940:459; LeReste, 1965:65 (larvae); Moroni-Ruggieri, 1952:77; Moyse, 1960:120 (laboratory rearing); 1961:371 (larval stages); Nilsson-Cantell, 1938b:13; Pilsbry, 1916:242; Relini, 1969:169; Riedl, 1963:258; Stebbings, 1910:570; Utinomi, 1969a:82; Weltner, 1897:259; 1898:11; Zevina & Litvinova, 1970:174.
DISTRIBUTION: British Isles; France; Portugal; Mediterranean; Red Sea; South Africa; Australia; Japan. Pliocene: France and Italy.
- Acasta sporillus* Darwin, 1854b:319
SYNONYMY/DIAGNOSIS: Darwin, 1854b:319.
REFERENCES: Gruvel, 1905a:260; Hiro, 1931:150; Hoek, 1913:233; Weltner, 1897:259.
DISTRIBUTION: Sulu Arch.
- Acasta striata* Gruvel, 1901:262
SYNONYMY/DIAGNOSIS: Gruvel, 1905a:264.
REFERENCE: Hoek, 1913:233.
DISTRIBUTION: Off Madeira; 400m.
- Acasta sulcata* Lamarck, 1818:398
SYNONYMY: Darwin, 1854b:310; Hiro, 1937c:451.
DIAGNOSIS: Stubbings, 1961a:174.
REFERENCES: Borradaile, 1903:442; Broch, 1947:6; Dawydoff, 1952:129; Gruvel, 1903b:121; 1905a:263; Kolosváry, 1947e:361; Krüger, 1911a:56; 1911b:461; Nilsson-Cantell, 1938b:13; Utinomi, 1950:64; 1958a:309; 1969a:82; Weltner, 1897:259; Zevina & Litvinova, 1970:174.
DISTRIBUTION: Red Sea; Persian Gulf; Maldives; Gulf of Siam; South China Sea; Viet Nam; Australia; Philippines; Japan; 5-25m.
- Acasta sulcata anchoris* Barnard, 1924:81
REFERENCES: Nilsson-Cantell, 1938b:13; Zevina & Litvinova, 1970:174.
DISTRIBUTION: Natal, South Africa; 28m.
- Acasta sulcata spinosa* Daniel, 1955:29
DISTRIBUTION: Off Madras, Bay of Bengal.
- Acasta tenuivalvata* Broch, 1947:28
REFERENCE: Dawydoff, 1952:129.
DISTRIBUTION: Viet Nam; 15m.
- Acasta tulipa* Hiro, 1933:76
DISTRIBUTION: Off southern Japan; 126m.
- Acasta undulata* Darwin, 1854a:34
DISTRIBUTION: Upper Pliocene, England (Withers, 1953:53).
- Acasta umitosaka* Utinomi, 1962:224
DISTRIBUTION: Nomosaki, Japan.
- Acasta zuiho* Hiro, 1936b:632
DISTRIBUTION: Off Port Darwin, Australia.

Genus *Pseudoacasta* Nilsson-Cantell, 1930

- Pseudoacasta libera* Nilsson-Cantell, 1930a:1
SYNONYMY/DIAGNOSIS: Nilsson-Cantell, 1930b:11.
DISTRIBUTION: Moluccas.

Genus *Conopea* Say, 1822

- Conopea acuta* (Nilsson-Cantell), 1921:334
DISTRIBUTION: Kyusyu, Japan.
- Conopea calceola* (Ellis), 1758:853
SYNONYMY: Hiro, 1937c:443.
DIAGNOSIS: McLaughlin & Henry, 1972:24.
REFERENCES: de Alessandri, 1895:281; 1906:299; Broch, 1922:325; 1924b:202; 1927c:29; 1931:85; Daniel, 1955:28; Darwin, 1854a:15; 1854b:218; Davadie, 1963:35; Gauld, 1957:10; Gruvel, 1903b:130; 1905a:221; 1907b:164; 1909b:25; Hoek, 1913:221; Kolosváry, 1947e:361; Krüger, 1911a:4; 1911b:460; 1940:459; Nilsson-Cantell, 1928a:34; 1938a:180; 1938b:55; Pilsbry, 1916:238; Relini, 1969:175; Stebbing, 1910:568; Stubbings, 1963b:36; 1964:343; 1967:290; Utinomi, 1949a:23; 1950:60; 1958a:296; 1959b:403; 1962:218; 1969a:91; 1969b:53; Utinomi & Kikuchi, 1966:6; Weltner, 1897:262; Withers, 1953:61.
DISTRIBUTION: Mediterranean to South Africa; Indian Ocean; Persian Gulf to western Australia and Japan;

- 18-250m. Miocene to Pleistocene, Italy; Coralline Crag, England.
- Conopea cornuta* (Hoek), 1913:227
REFERENCES: Broch, 1931:87; Utinomi, 1962:219; Utinomi & Kikuchi, 1966:6.
DISTRIBUTION: Banda Sea to Japan; 32-140m.
- Conopea cymbiformis* (Darwin), 1854b:221
SYNONYMY: Utinomi, 1962:219.
DIAGNOSIS: Darwin, 1854b:221.
REFERENCES: Broch, 1922:326; 1931:85; Daniel, 1955:28; Dawydoff, 1952:128; Foster, 1974:48; Gruvel, 1905a:222; Hiro, 1935a:25; Hoek, 1913:228 (as *Balanus proripiens* n.sp.), 262 (as *Pyrgoma jedani* n.sp.); Krüger, 1911a:4 1911b:460; 1940A:464; Nilsson-Cantell, 1921:331; Stubbings, 1935:48; Utinomi, 1949a:23; 1958a:297; Utinomi & Kikuchi, 1966:6.
DISTRIBUTION: Indo-west Pacific: Gulf of Aden; India; Indonesia; Philippines; Japan; 27-453m.
- Conopea dentifer* (Broch), 1922:326
REFERENCES: Broch, 1931:88; Kolosváry, 1967b:392; Krüger, 1940:464.
DISTRIBUTION: Tonga I.; Japan; Kei Is., 180m.
- Conopea folliculus* Hiro, 1937b:53
DISTRIBUTION: Marianas Is.; on antipatharian.
- Conopea fragilis* (Broch), 1931:92
REFERENCES: Krüger, 1940:464.
DISTRIBUTION: Amboina Bay; 100-140m.
- Conopea galeata* (Linnaeus), 1771:544
SYNONYMY: Ross, 1962:31.
DIAGNOSIS: Pilsbry, 1916:236.
REFERENCES: Caziot, 1921:52; Cornwall, 1951:325; Darwin, 1854b:220; Gomez, 1973:163 (settling sites); 1975:105 (sex determination); Gomez et al, 1973:813 (effect of juvenile hormone mimics on metamorphosis); Gravier, 1921b:430; Gruvel, 1903b:130; 1905a:222; Henry, 1942:126; 1954:443; Kolosváry, 1943a:93; Krüger, 1940:464; McDougall, 1943:343; McLaughlin & Henry, 1972:13 (comparative morphology of complemental males); Molenock & Gomez, 1972:100 (larval stages); Mörch, 1852:67; Nilsson-Cantell, 1931a:114; 1939a:3; Patton, 1963:522; Pilsbry, 1907d:204; 1927:37; 1953:25; Ramenofsky, et al, 1974:172 (juvenile hormones and metamorphosis); Say, 1822:323 (as *Conopea elongata*); Wells, 1966:84; Weltner, 1897:262; Zevina & Kurshakova, 1973:183; Zullo, 1966b:237.
DISTRIBUTION: North Carolina through West Indies and Gulf of Mexico to Venezuela; Southern California to Panama and Galapagos Is.; 2-540m.
- Conopea granulata* (Hiro), 1937c:444
SYNONYMY/DIAGNOSIS: Hiro, 1937c:444.
REFERENCES: Hiro, 1939e:266; Utinomi, 1949a:23; 1950:64; 1958a:307; 1962:220; 1970:359; Utinomi & Kikuchi, 1966:6.
DISTRIBUTION: Japan; Taiwan; 90-200m.
- Conopea investita* (Hoek), 1913:244
REFERENCES: Pilsbry, 1916:235.
DISTRIBUTION: Java and Banda Seas; 73-90m.
- Conopea longibasis* Hiro, 1937b:52
DISTRIBUTION: Palao Is.
- Conopea merrilli* Zullo, 1966b:237
REFERENCES: McLaughlin & Henry, 1972:13 (complemental males).
DISTRIBUTION: North Carolina; Gulf coast of Florida; Puerto Rico; 2-46m.
- Conopea mojbergi* Borch, 1916:7
DISTRIBUTION: Cape Jaubert, Australia; on *Echinogorgia*.
- Conopea navicula* (Darwin), 1854b:221
SYNONYMY: Utinomi, 1962:218.
DIAGNOSIS: Hoek, 1913:223.
REFERENCES: Dawydoff, 1952:128; Gruvel, 1905b:222; Krüger, 1940:464; Nilsson-Cantell, 1938b:55; Stubbings, 1936:48; Utinomi, 1969a:91; Utinomi & Kikuchi, 1966:6.
DISTRIBUTION: Indo-west Pacific: Gulfs of Aden, Persia and Siam; Indonesia; southern Japan; 45-220m.
- Conopea pygmaea* (Broch), 1931:88
DISTRIBUTION: Banda Sea; 85m.
- Conopea scandens* (Pilsbry), 1916:239
REFERENCES: Barnard, 1924:76; Krüger, 1940:464; Nilsson-Cantell, 1921:334; Utinomi, 1958a:308.
DISTRIBUTION: Japan; South Africa; 110-250m.
- Genus *Eoceratoconcha* Newman and Ladd, 1974
- Eoceratoconcha kugleri* Newman & Ladd, 1974:387
DISTRIBUTION: Middle Miocene, Trinidad.
- Eoceratoconcha renzi* Newman & Ladd, 1974:389
DISTRIBUTION: Middle Miocene, Trinidad.
- Subfamily Semibalaninae n. subfam.
- Genus *Semibalanus*, Pilsbry, 1916
- Semibalanus balanoides* (Linnaeus), 1767:1108
SYNONYMY: Darwin, 1854b:267; Pilsbry, 1916:183; Nilsson-Cantell, 1921:328.
DIAGNOSIS: Darwin, 1854b:267; Pilsbry, 1916:183; Stubbings, 1975:1.
REFERENCES: Allison & Cole, 1935:34; Arnold, 1970:1045 (response to lowered salinity); Arvy & Lacombe, 1968:1326; Arvy & Liguori, 1968:817; Arvy et al, 1968:817; Arvy & Nigrelli, 1969:95 (epizoid peritriches in branchial cavity); Arvy et al, 1969:351; Aurivillius, 1898b:29; Austin et al, 1958:497 (chromosomes); Barnes, 1950:73 (larvae); 1952-53:104 (rate of growth); 1953b:328 (lowered salinity); 1953d:429 (southern limits); 1953e:297 (size variations); 1955a:109 (growth rate); 1955b:114 (hatching); 1955c:341 (rugophilic behavior); 1956a:72 (larval population); 1957a:1 (northern limits); 1957b:67 (spawning); 1958:139 (southern limits); 1959c:234 (temperature and life cycle); 1961a:592 (observations on southern limit); 1961b:427 (growth rate); 1962b:462 (anecdysis); 1963a:717 (breeding); 1965:321 (egg biochemistry); Barnes & Barnes, 1958b:160 (opening response); 1958c:29 (rate of larval development); 1959a:1 (growth patterns); 1959b:19 (stimulation of nauplii); 1959e:242 (egg mass development); 1959g:581 (growth); 1962:1 (distribution); 1963:93 (egg development); 1965a:391 (variation in egg size); 1966a:83 (observations on western European mainland); 1967:1 (starvation); 1968a:135 (variation in egg production); 1969b:36 (oxygen consumption); 1969c:136 (limits in France); 1974:197 (embryonic development and salinity); Barnes et al, 1963:213 (metabolism); 1970:70 (behavior on impactation); 1971:173 (spermatozoa); 1972:189 (on French Atlantic coast); Barnes & Finlayson, 1963:185 (seasonal changes); Barnes & Healy, 1965:779 (biometrical studies); Barnes & Klepal, 1971:85 (Pedicel of penis); Barnes & Powell, 1950a:175 (development, morphology and elimination); 1966:107 (at Arcachon, France); Barnes & Stone, 1972a:303 (penis development); 1974:275 (food, temperature, photoperiod and molting); Bassindale, 1936:57 (development); 1958:381 (in England); Belyaev, 1949:901 (osmoregulation); Bhatnagar & Crisp, 1965:419 (salinity tolerance of larvae); Bishop et al, 1957:3 (in France); Blom & Nyholm, 1961:149 (settling time, Sweden); Bourget & Crisp, 1975a:231 (shell deposition); 1975b:221 (early changes in shell form); Bousfield, 1954:118; 1955a:1 (ecology — Miramichi estuary); 1955b:763; Brattstrom, 1957:5; Brocchi, 1814:598; Broch, 1924a:84; 1927b:22; Caziot, 1921:52; Chipperfield, 1948:13 (breeding and settlement); 1949:17 (environmental conditions); Ciurea et al, 1933:6; Cole, 1929:599 (temperature and pedal rhythm); 1932a:611 (stimulation); 1932b:143 (stimulation); Cole & Allison, 1935:25 (stimulation); 1937:405 (electrolytes); Connell, 1957:1; 1959:226 (recruitment and mortality); Cook et al, 1972:409 (amino acid composition); Cook & Gabbott, 1970:11 (glycerol level); Cook &

Lewis, 1971:26 (cold tolerance); Crisp, 1953:331 (changes in orientation); 1955:569 (cyprid behavior); 1956:263 (hatching); 1959a:275 (breeding); 1959c:119 (embryo development); 1960b:95 (growth); 1960c:1208 (mobility); 1961:429 (behavior); 1962a:207 (planktonic stages); 1964a:165 (effect of severe winter); 1964b:33 (racial differences); 1968a:2633 (difference in N. American and European populations); 1968b:1161 (distribution of parasitic isopod); 1969:1037 (hatching substance); Crisp & Austin, 1960:787 (fouling); Crisp & Barnes, 1954:142 (orientation); Crisp & Clegg, 1960:265 (induction of breeding); Crisp & Knight-Jones, 1953:360 (aggregation); Crisp & Meadows, 1962:500 (chemical basis of gregariousness); 1963:364 (stimulus to settlement); Crisp & Patel, 1958:1078 (breeding and ecdysis); 1960:31 (molting); 1967:612 (contour of substratum); 1969:283 (control of breeding); Crisp & Ritz, 1967a:98 (temperature tolerance); 1967b:236 (temperature acclimation); 1974:327 (larval response to light); Crisp & Southward, 1961:271 (cirral activity); Crisp & Spencer, 1958:278 (hatching); Crisp & Stubbings, 1957:179 (orientation); Crisp et al, 1967:629 (toxic action); Daniel, 1955c:23; Davadie, 1963:70; Dawson & Barnes, 1966:249 (lipid composition); Fales, 1928:534 (light receptive organs); Fischer, 1929:10 (distribution in English Channel); Fischer, 1872:433 (southwestern coast of France); Fischer, 1943:65 (distribution — North Sea) Fischer-Piette, 1930:39 (St. Servan); Fischer-Piette and Prenant, 1956:8 (northern Spain); Forbes et al, 1971:539 (orientation to light); Foster, 1969:326 (tolerance of high temperatures); 1970:377 (acclimation to salinity); 1971a:12 (desiccation); 1971b:33 (upper limits of intertidal distribution); Gabbott & Larman, 1971:143 (electrophoretic examination); Gibson & Nott, 1971:227 (larvae); Gordon, 1969:139 (salinity & distribution); Grainger & Newell, 1965:469 (aerial respiration); Groom, 1894b:81; 1895a:1; 1895b:269 (cyprid stage); Gruvel, 1903b:139; 1905a:241; 1909a:225; Gutmann, 1960:1 (morphology); 1962:193 (breeding/molting); Hatai, 1939b:267; Hatton & Fischer-Piette, 1932:1 (settling and growth); Haven, 1973:97 (ecology); Henry, 1942:100; Hiro, 1935d:222; Hoek, 1875:37 (Netherlands coast); 1884:519; Kauri, 1962:131 (nauplius eye); 1966:115 (sensory papilla X-organ); Kaye, 1964:580 (as index of sea level changes); Klepal & Barnes, 1974:205 (penis regeneration); Klugh & Newcombe, 1935:39 (light control); Knight-Jones, 1953:583 (gregariousness); 1955:266 (gregariousness); Knight-Jones & Crisp, 1953:1109 (gregariousness-fouling); Knight-Jones & Morgan, 1964:29 (barosensitivity); 1966:267 (hydrostatic pressure); Kolosváry, 1943a:91; 1962d:201; Krüger, 1927a:14; 1927b:5; 1940:464; Kühl, 1963:99; 1965:113; 1967:965; 1968:1; Lacombe, 1970:164 (cement glands); Meadows, 1969a:273 (fouling communities); 1969b:65; Mohammad, 1962:488; Moore, 1934a:101 (growth rate); 1934b:851 (growth); 1935b:264 (soft parts); 1935c:279 (ecology); 1936:701 (distribution); Moore & Kitching, 1939:521 (comparison with *C. stellatus*); Moore & Parke, 1935:49 (algal infection); Morch, 1852:68; Moysse, 1960:120 (laboratory rearing); 1963:176 (food for larvae); Muller, 1940:113 (sensitivity to poisons); Munn & Barnes, 1970a:277 (spermatozoa); 1970b:261 (spermatozoa); Munn, Klepal & Barnes, 1974:89 (structure and function penis sensory setae); Neu, 1935:169 (growth forms); Newell & Northcroft, 1965:387 (cirral activity); Norris et al, 1951:444 (larval stages); Nott, 1969:251; Nott & Foster, 1969:115 (antennular attachment organ); O'Riordan, 1967:292; Patel & Crisp, 1960b:104 (embryo development); 1961:89 (breeding and molting); Petersen, 1962:1 (distribution); 1966:1 (natural history); Poulsen, 1935:17; Prenant & Teissier, 1923:172 (Roscoff); Pyefinch, 1948a:451 (identification of larvae); 1948b:464 (biology); Ritz & Crisp, 1970:223 (feeding); Rosenberg, 1972a:313 (effect of chlorinated hydrocarbons); 1972b:11 (salinity tolerance); Roskell, 1962:263 (epizoic on *Littorina*); Runn-

ström, 1925:1 (biology); Rusanova, 1959:568 (two populations); Rzhepishevskii, 1968:37 (Barents Sea); Schäfer, 1938a:304 (boring organisms); 1938b:323 (paleontology); 1938c:564; 1948:74; 1952:240 (settling); Schwarz, 1932:437 (influence of light); Sizer, 1937:327 (stimulation by acids); Sneli, 1972:3; Southward, 1955b:403 (cirral activity); Southward & Crisp, 1954a:163 (distribution British Isles); 1956:211 (fluctuation in distribution); 1963:35; Stephenson, 1938:5 (Iceland); 1943:20 (E. Greenland); Tarasov, 1937:53; Tarasov & Zevina, 1957:216; Tighe-Ford, 1967:920 (breeding); 1968:225 (techniques); Tighe-Ford & Vaile, 1972a:19 (molting hormone); 1972b:202 (molting hormone); Trusheim, 1932:70 (paleontology); Visscher, 1928b:193 (resistance to fresh water); Walley, 1964:314 (metamorphosis); 1965:115 (oviducal gland); 1967:151 (epidermal gland); 1969:237 (larval structure and metamorphosis); Walley et al, 1971:489 (sperm); Walker, 1970:239 (cement apparatus); 1971:205 (larval cement apparatus); 1973a:305 (early development of cement apparatus); 1973b:455 (frontal horns and gland cells); Wells, 1960:578 (southern limit); Weltner, 1897:269; 1898a:442; 1898b:8,11; 1900:302; Zullo, 1963b:12.

DISTRIBUTION: Atlantic; boreo-arctic, to northern Spain and Cape Hatteras; North Pacific from Unalaska to British Columbia. Miocene, Japan; Pliocene, England; fossil, Caspian Sea region.

Semibalanus balanoides calcaratus Pilsbry, 1916:188

SYNONYMY/DIAGNOSIS: Pilsbry, 1916:188.

REFERENCES: Henry, 1942:126; Hiro, 1935c:227.

DISTRIBUTION: Shelikof Strait and Sitka, Alaska.

Semibalanus cariosus (Pallas), 1788:240

SYNONYMY/DIAGNOSIS: Pilsbry, 1916:189.

REFERENCES: Barnes, 1959a:231 (stomach contents); Barnes & Barnes, 1959h:515 (metabolism); Barnes & Klepal, 1971:71 (pedicel of penis); Batzli, 1969:531 (distribution of biomass); Connell, 1970:49 (predation); Cornwall, 1924b:41; 1925:462; 1951:322; 1955a:22; 1955b:26; Darwin, 1854b:273; Fahrenbach, 1965:234 (photoreceptors); Gruvel, 1903b:140; 1905a:243; Gwilliam, 1965:244 (physiology); Gwilliam & Bradbury, 1971:502; Hatai, 1938:96; Henry, 1940:13; 1942:102; Hiro, 1932b:472; 1935c:223; 1939f:211; Hoek, 1913:154, 155; Kolosváry, 1967b:391; Kruger, 1911a:54; 1911b:459; Millecchia & Gwilliam, 1972:438 (electrophysiology); Pilsbry, 1911:76; 1921:112; Rice, 1930:249 (peculiarities in distribution); Southward & Crisp, 1965:161 (activity rhythms); Towler, 1930:225 (communities); Tarasov & Zevina, 1957:211; Utinomi, 1955a:119; 1969b:51; 1970:358; Weltner, 1897:270; 1898b:11; 1900:302; Worley, 1939:233 (correlation study); Yamaguchi, 1971:122; Zullo, 1969b:351.

DISTRIBUTION: North Pacific: Japan, Korea, Bering Sea; Unalaska to Central California. Miocene, Japan; Pleistocene, Japan and Oregon.

Semibalanus madrasensis (Daniel), 1958:305

DIAGNOSIS: Daniel, 1958:305.

DISTRIBUTION: Bay of Bengal; on local craft.

Semibalanus sinnurensis (Daniel), 1962a:193

DIAGNOSIS: Daniel, 1962a:193.

DISTRIBUTION: Porto Novo, India; on *Murex* sp.

Family Pyrgomatidae Gray, 1825

Subfamily Pyrgomatinae Gray, 1825

Genus *Cantellius* Ross and Newman, 1973

Cantellius acutum (Hiro), 1938d:398

SYNONYMY: Utinomi, 1962:227, Ross & Newman, 1973:150.

DIAGNOSIS: Hiro, 1938d:398.

REFERENCES: Darwin, 1854b:379 (as *Creusia spinulosa* var. 6, subvar. 2); Foster, 1974:49; Gruvel, 1905a:300; Hiro, 1935a:25; Kolosváry, 1947e:365; Nilsson-Cantell, 1921:352.

DISTRIBUTION: Philippines; Palau Is.; Japan.

- Cantellius arcuatum* (Hiro), 1938d:395
SYNONYMY/DIAGNOSIS: Hiro, 1938d:395.
REFERENCES: Kolosváry, 1947d:426; 1947e:364; Ross & Newman, 1973:150.
DISTRIBUTION: Palau Is.
- Cantellius brevitergum* (Hiro), 1938d:397
SYNONYMY/DIAGNOSIS: Hiro, 1938d:397.
REFERENCE: Ross & Newman, 1973:150.
DISTRIBUTION: Palau Is.
- Cantellius euspinulosum* (Broch), 1931:118
SYNONYMY: Utinomi, 1962:226.
DIAGNOSIS: Darwin, 1854b:377; Hiro, 1935a:5.
REFERENCES: Annandale, 1924:64; Barnes & Klepal, 1971: 87 (pedicel of penis); Darwin, 1854b:377 (as *Creusia spinulosa* var. 1); Foster, 1974:48; Gruvel, 1903b:164; 1905a:299; Hiro, 1937c:465; 1938d: 393; Kolosváry, 1947e:365; Nilsson-Cantell, 1938b:59; Ross & Newman, 1973:150; Utinomi, 1949a:23.
DISTRIBUTION: Pacific coast of Japan; Palau Is.; Sulu Arch.; Indonesia; Singapore; Mergui Arch.; Andamans.
- Cantellius gregarius* (Sowerby), 1823:no pagination
SYNONYMY: Ross & Newman, 1973:150.
DIAGNOSIS: Darwin, 1854b:378; Nilsson-Cantell, 1938b:30.
REFERENCES: Broch, 1931:118; Darwin, 1854b:378 (as *Creusia spinulosa* var. 3); Gruvel, 1905a:299; Hiro, 1935a:25; 1938d:403; Kolosváry, 1947e:362; 1951b:292.
DISTRIBUTION: Banda Sea; Singapore; Bay of Bengal; to 70m.
- Cantellius iwayama* (Hiro), 1938d:393
SYNONYMY/DIAGNOSIS: Hiro, 1938d:393.
REFERENCE: Ross & Newman, 1973:150.
DISTRIBUTION: Palau Is.
- Cantellius madreporum* (Borradaile), 1903:443
SYNONYMY: Ross & Newman, 1973:150.
DIAGNOSIS: Borradaile, 1903:443.
REFERENCES: Dawydoff, 1952:128; Hiro, 1935a:25; Hoek, 1913:xvi; Nilsson-Cantell, 1938b:13, 65 (footnote).
DISTRIBUTION: Gulf of Siam (?); Maldives.
- Cantellius octavus* Ross & Newman, 1973:152
SYNONYMY: Ross & Newman, 1973:152.
DIAGNOSIS: Darwin, 1854b:380; (as *Creusia spinulosa* var. 8).
REFERENCE: Gruvel, 1905a:300.
DISTRIBUTION: Unknown.
- Cantellius pallidus* (Broch), 1931:118
SYNONYMY/DIAGNOSIS: Hiro, 1935a:6.
REFERENCES: Kolosváry, 1947d:425; 1947e:364; Ross & Newman, 1973:152.
DISTRIBUTION: Tanabe Bay, Japan; Singapore; Philippines; Fiji; Banda Sea.
- Cantellius pseudopallidum* (Kolosváry), 1947e:362
SYNONYMY: Ross & Newman, 1973:153.
DIAGNOSIS: Kolosváry, 1947e:362.
DISTRIBUTION: Pacific area.
- Cantellius quintus* Ross & Newman, 1973:153
DIAGNOSIS: Darwin, 1854b:379 (as *Creusia spinulosa* var. 5).
REFERENCE: Gruvel, 1905a:300.
DISTRIBUTION: Unknown.
- Cantellius secundus* (Broch), 1931:118
SYNONYMY: Utinomi, 1962:227; Ross & Newman, 1973:153.
DIAGNOSIS: Darwin, 1854b:378 (as *Creusia spinulosa* var. 2).
REFERENCES: Fishelson, 1971:122; Gruvel, 1903b:164; 1905a:299; Hiro, 1935a:25; 1938a:397; Kolosváry, 1947d: 425; Nilsson-Cantell, 1938b:60; Utinomi & Kikuchi, 1966:7; Zevina & Litvinova, 1970:175.
DISTRIBUTION: Japan; China; Palau Is.; Kei Is.; Singapore; Andaman Is.; Red Sea; to 20m.
- Cantellius septimus* (Hiro), 1938d:395
SYNONYMY: Ross & Newman, 1973:153.
DIAGNOSIS: Darwin, 1854b:380 (as *Creusia spinulosa* var. 7).
REFERENCES: Kolosváry, 1941e:9; 1943a:104; 1947d:426; 1947e:364; Nilsson-Cantell, 1921:354.
DISTRIBUTION: Philippines; Palau Is.; Indian Ocean.
- Cantellius sextus* (Hiro), 1938:398
SYNONYMY: Ross & Newman, 1973:153.
DIAGNOSIS: Darwin, 1854b:379 (as *Creusia spinulosa* var. 6, subvar. 3).
REFERENCE: Gruvel, 1905a:300.
DISTRIBUTION: Philippines; Palau Is.
- Cantellius sumbawae* (Hoek), 1913:265
SYNONYMY: Ross & Newman, 1973:153.
DIAGNOSIS: Hoek, 1913:265.
DISTRIBUTION: Sunda Is.; to 36m.
- Cantellius transversalis* (Nilsson-Cantell), 1938a:61
SYNONYMY: Ross & Newman, 1973:153.
DIAGNOSIS: Nilsson-Cantell, 1938a:61.
REFERENCES: Darwin, 1854b:379 (as *Creusia spinulosa* var. 6, subvar. 1); Gruvel, 1903b:164; 1905a:300; Nilsson-Cantell, 1921:352.
DISTRIBUTION: Philippines; Andaman Is.
- Cantellius tredecimus* (Kolosváry), 1947d:426
SYNONYMY: Ross & Newman, 1973:153.
DIAGNOSIS: Kolosváry, 1947d:426.
REFERENCE: Kolosváry, 1947e:365.
DISTRIBUTION: Singapore.

Genus *Hiroa* Ross and Newman, 1973

- Hiroa stubbingsi* Ross & Newman, 1973:153
DISTRIBUTION: Truk, Caroline Is.

Genus *Savignium* Leach, 1825

- Savignium crenatum* (Sowerby), 1823:no pagination
SYNONYMY: Ross & Newman, 1973:159.
DIAGNOSIS: Darwin, 1854b:370.
REFERENCES: Annandale, 1924:66 (as *Pyrgoma crenatum* phase *tridacophylliae* nov.); Broch, 1931:120; Edmondson, 1951:187; Gruvel, 1905a:304; Hiro, 1935a:14; 1937c: 468; 1938d:399; Kolosváry, 1943a:95; 1947d:427; 1947e: 366; 1951a:287 (as *Pyrgoma crenatiformis* n. sp.); Nilsson-Cantell, 1938b:13; Pilsbry, 1916:262; Utinomi, 1949a:23; Utinomi & Kikuchi, 1966:7; Weltner, 1897:256.
DISTRIBUTION: Japan; Philippines; Line Is.; Palau Is.; Singapore; Mergui Arch.
- Savignium dentatum* (Darwin), 1854b:369
SYNONYMY/DIAGNOSIS: Hiro, 1935a:12.
REFERENCES: Dawydoff, 1952:128; Gruvel, 1905a:305; 1912a:350; Hiro, 1931:154; 1937c:467; 1938d:400; Kolosváry, 1947e:366; Ross & Newman, 1973:159; Weltner, 1897:256.
DISTRIBUTION: Red Sea; Gulf of Siam; New Guinea; Palau Is.; Japan.
- Savignium elongatum* (Hiro), 1931:154
SYNONYMY/DIAGNOSIS: Hiro, 1931:154.
REFERENCES: Dawydoff, 1952:128; Hiro, 1935a:19; 1937c: 468; 1938d:400; Ross & Newman, 1973:159.
DISTRIBUTION: Japan; Palau Is.; Gulf of Siam.
- Savignium milliporum* (Darwin), 1854b:367
SYNONYMY: Ross & Newman, 1973:159.
DIAGNOSIS: Darwin, 1854b:367.
REFERENCES: Barnes & Klepal, 1971:87 (pedicel of penis); Broch, 1931:120; Foster, 1974:49; Gruvel, 1905a:306; Hiro, 1935a:25; 1936a:58; 1938d:401; Hoek, 1913:257; Kolosváry, 1950:292 (as *Pyrgoma milleporae* forma *typica* nov.; as *Pyrgoma milleporae* forma *snelli* nov.); Nilsson-Cantell, 1921:355; 1938b:70; Weltner, 1897:256.
DISTRIBUTION: Indo-west Pacific, east to Fiji and Palau Is.

Genus *Creusia* Leach, 1817

- Creusia decima* Ross & Newman, 1973:154
SYNONYMY/DIAGNOSIS: Darwin, 1854b:381 (as *Creusia spinulosa* var. 10).
DISTRIBUTION: Unknown.
- Creusia indicum* (Annandale), 1924:64
SYNONYMY/DIAGNOSIS: Utinomi, 1967:227.
REFERENCES: Annandale, 1924:65 (as *Pyrgoma indicum*

phase *merulinae* nov. and phase *symphylliae* nov.); Baluk & Radwański, 1967b:482; Broch, 1931:118 (as *C. spinulosa angustiradiata* nov.); Darwin, 1854b:381 (as *Creusia spinulosa* var. 11); Hiro, 1935a:7; 1937c:466; 1938d:399; Hoek, 1913:265; Nilsson-Cantell, 1938b:62, 63 (as *C. s. angustiterga* Broch [sic]); Ross & Newman, 1973:154; Utinomi, 1943:16 (juvenile stages); 1962:227; Utinomi & Kikuchi, 1966:7.

DISTRIBUTION: Japan; Palau Is.; Kei Is.; Singapore; Mergui Arch.; to 52m.

Creusia spinulosa Leach, 1818:171

SYNONYMY: Ross & Newman, 1973:154.

DIAGNOSIS: Darwin, 1854b:380 (as *Creusia spinulosa* var. 9).
REFERENCES: Annandale, 1906:143; 1924:64; Gruvel, 1903b:164; 1909b:26; Kolosváry, 1959:197, 198; Ladd, 1959:963 (*Paleocreusia devonica* — not a barnacle); Weltner, 1897:255.

DISTRIBUTION: Recent, unknown. Miocene, Hungary.

Genus *Nobia* Sowerby, 1839

Nobia conjugatum (Darwin), 1854b:364

SYNONYMY: Ross & Newman, 1973:155.

DIAGNOSIS: Hiro, 1935a:15.

REFERENCES: Annandale, 1906:143; Broch, 1922:344; 1947:7; Gruvel, 1905a:306; Hiro, 1931:154; 1937c:468; Hoek, 1913:264; Kolosváry, 1947d:427; Nilsson-Cantell, 1938b:13; Weltner, 1897:255.

DISTRIBUTION: Red Sea; Ceylon; Mergui Arch.; Gulf of Siam; Sulu Arch.; Singapore; Japan.

Nobia grandis Sowerby, 1839:71

SYNONYMY: Darwin, 1854b:365; Nilsson-Cantell, 1938b:68.

DIAGNOSIS: Darwin, 1854b:365.

REFERENCES: Annandale, 1924:66; Borradaile, 1903:443; Barnes & Klepal, 1911:88 (pedicel of penis); Broch, 1931:120; Darwin, 1854b:365 (? = *Balanus duploconus* Lamarck, 1818 = *Duplocona laevigata* Schlüter, 1838); Dawydoff, 1952:128; Gruvel, 1905a:307; Hiro, 1931:154; 1935a:16; 1937c:468; 1938d:401; Hoek, 1913:258; Kolosváry, 1947d:427; 1947e:366; Korschelt, 1933:26; Nilsson-Cantell, 1921:357; Ross & Newman, 1973:155; Weltner, 1897:256.

DISTRIBUTION: Mergui Arch.; Maldives; Singapore; Indonesia; Kei Is.; Gulf of Siam; Palau Is.; Japan.

Nobia halomitrae (Kolosváry), 1947e:363

SYNONYMY/DIAGNOSIS: Kolosváry, 1947e:363.

REFERENCE: Ross & Newman, 1973:155.

DISTRIBUTION: Unknown.

Nobia kuri (Hoek), 1913:259

SYNONYMY/DIAGNOSIS: Hoek, 1913:259.

REFERENCES: Hiro, 1931:155; 1935a:25; Ross & Newman, 1973:155.

DISTRIBUTION: Kei Is.; Banda Sea; 204m.

Nobia orbicellae (Hiro), 1934:367

SYNONYMY/DIAGNOSIS: Nilsson-Cantell, 1938b:73.

REFERENCES: Hiro, 1935a:17; 1937c:468; 1938d:401; Kolosváry, 1943a:96; 1947a:427; Ross & Newman, 1973:155.

DISTRIBUTION: Japan; Palau Is.; Fiji; Singapore; Mergui Arch.

Nobia projectum (Nilsson-Cantell), 1938b:70

SYNONYMY/DIAGNOSIS: Nilsson-Cantell, 1938b:70.

REFERENCES: Ross & Newman, 1973:155; Utinomi, 1969a:82.

DISTRIBUTION: Persian Gulf; 24m.

Genus *Pygroma* Leach, 1817

Pygroma cancellata Leach, 1818:171

SYNONYMY: Hiro, 1935a:10.

DIAGNOSIS: Nilsson-Cantell, 1938b:67.

REFERENCES: Borradaile, 1903:443; Darwin, 1854b:362; Dawydoff, 1952:128; Gruvel, 1905b:303; Hiro, 1937c:467; 1938d:399; Hoek, 1913:257, 264; Krüger, 1911a:4 (var. *japonica*); 1911b:461; Ross & Newman, 1973:156;

Utinomi, 1958a:309; 1962:227; Utinomi & Kikuchi, 1966:7; Weltner, 1897:255 (as var. *japonica* nov.).

DISTRIBUTION: Pacific coast of central to southern Japan; Philippine Sea; Palau Is.; Gulf of Siam; Mergui Arch.; Maldives.

Genus *Pyrgopsella* Zullo, 1967

Pyrgopsella annandalei (Gruvel), 1906b:1558

SYNONYMY: Ross & Newman, 1973:163.

DIAGNOSIS: Gruvel, 1907d:8.

REFERENCES: Zullo, 1967a:123 (replacement name for *Pyrgopsis* Gruvel).

DISTRIBUTION: Andaman Is.

Pyrgopsella stellula Rosell, 1973a:5

DISTRIBUTION: Sulu Arch.

Genus *Hoekia* Ross and Newman, 1973

Hoekia monticulariae (Gray), 1831:6

SYNONYMY: Baluk & Radwański, 1967b:487.

DIAGNOSIS: Ross & Newman, 1969:161.

REFERENCES: Annandale, 1924:67; Darwin, 1854b:372; Gruvel, 1905a:308; Hiro, 1931:155; 1935a:18; 1937c:468; Hoek, 1913:264; Kolosváry, 1943a:95; 1947d:427; Nilsson-Cantell, 1938b:66; Robertson, 1970:44.

DISTRIBUTION: Mauritius; Bay of Bengal; Singapore; Japan.

Subfamily Ceratoconchinae n. subfam.

Genus *Ceratoconcha* Kramberger-Gorjanović, 1889

Ceratoconcha barbadosis (Withers), 1926:2

REFERENCE: Nilsson-Cantell, 1938b:63; Ross & Newman, 1973:166.

DISTRIBUTION: Pleistocene, Barbados, West Indies.

Ceratoconcha coniocystata Newman & Ladd, 1974:391

DISTRIBUTION: Upper Miocene, Dominican Republic; Middle Miocene, Trinidad.

Ceratoconcha costata (Seguenza), 1876:316

SYNONYMY: Baluk & Radwański, 1967b:477; Ross & Newman, 1973:166.

DIAGNOSIS: Seguenza, 1876:316.

REFERENCES: Bogsch, 1957:25; de Alessandri, 1895:299 (as *Pyrgoma costatum*); 1906:322; 1910:115 (as *Pyrgoma* cf. *anglicum*); Duvergier, in de Alessandri, 1922:228; Kolosváry, 1949:1 (as *Creusia spinulosa* forma *praespinulosa*, nov., fig. 5 only); 1962a:86 (as *Creusia spinulosa* forma *kojumdgievae* nov.); 1967b:393; Moroni, 1967b:17; Prochazka, 1893:20 (as *Creusia moravica* n.sp.); Withers, 1953:61, 63.

DISTRIBUTION: Miocene to Pleistocene of Italy; Miocene of Bulgaria (?) and Hungary.

Ceratoconcha creusioides Newman & Ladd, 1974:392

DISTRIBUTION: Lower Miocene, Jamaica; Middle Miocene, Trinidad.

Ceratoconcha darwiniana (Prochazka), 1893:23

SYNONYMY/DIAGNOSIS: Prochazka, 1893:23.

REFERENCES: Baluk & Radwański, 1967b:480; Ross & Newman, 1973:166.

DISTRIBUTION: Miocene, Austria.

Ceratoconcha diplocona (Seguenza), 1876:322

SYNONYMY/DIAGNOSIS: Seguenza, 1876:322.

REFERENCE: Ross & Newman, 1973:166; Withers, 1953:61.

DISTRIBUTION: Pliocene, Italy.

Ceratoconcha domingensis (Des Moulins), 1866:307

SYNONYMY/DIAGNOSIS: Zullo et al, 1972:71.

REFERENCE: Ross & Newman, 1973:166.

DISTRIBUTION: Haiti; Dry Tortugas; Florida; Bermuda.

Ceratoconcha floridana (Pilsbry), 1931:81

SYNONYMY/DIAGNOSIS: Pilsbry, 1931:81.

REFERENCES: Henry, 1954:444; Hiro, 1935a:25; Kolosváry,

- 1951b:294; Ross & Newman, 1973:166; Wells, 1966:86.
DISTRIBUTION: West coast of Florida.
- Ceratoconcha jungi* Newman & Ladd, 1974:395
DISTRIBUTION: Lower Miocene, Jamaica.
- Ceratoconcha krambergeri* (Baluk & Radwanski), 1967a:145
SYNONYMY/DIAGNOSIS: Baluk & Radwanski, 1967a:145.
REFERENCES: Abel, 1920:fig. 136; 1928:13; 1935:535; Baluk & Radwanski, 1967b:480; Boggsch, 1957:29; Brooks & Ross, 1960:362; Dacque, 1921:fig. 91b; Kolosváry, 1949:111; Kramberger-Gorjanović, 1889a:50 (as *Ceratoconcha costata* n. sp.); 1889b:231; 1889c:142; Prochazka, 1893:19; Ross & Newman, 1973:166; Stromer, 1912:fig. 232d; Termier, 1953:fig. 19; Withers, 1926:5.
DISTRIBUTION: Miocene, Yugoslavia.
- Ceratoconcha minuta* Newman & Ladd, 1974:394
DISTRIBUTION: Middle Miocene, Trinidad.
- Ceratoconcha miocaenica* (Prochazka), 1893:22
SYNONYMY/DIAGNOSIS: Baluk & Radwanski, 1967a:138.
REFERENCES: Baluk & Radwanski, 1967b:479; de Alessandri, 1910:125 (as *Pyrgoma* cf. *anglicum*), Ross & Newman, 1973:167.
DISTRIBUTION: Miocene, Austria and Yugoslavia.
- Ceratoconcha noszkyi* (Kolosváry), 1949:114.
REFERENCES: Baluk & Radwanski, 1967b:476; Kolosváry, 1949:114 (as *Andromacheia noszkyi* n. sp.); 1951b:295; Ross & Newman, 1973:167.
DISTRIBUTION: Miocene, Hungary.
- Ceratoconcha prefloridana* (Brooks & Ross), 1960:355
REFERENCES: Baluk & Radwanski, 1967b:484; Weisbord, 1972:60 (as *Creusia neogenica* n. sp.).
DISTRIBUTION: Pliocene, Florida.
- Ceratoconcha quadratoradiata* Newman & Ladd, 1974:393
DISTRIBUTION: Middle Miocene, Trinidad.
- Ceratoconcha quarta* (Kolosváry), 1947d:427
SYNONYMY: Ross & Newman, 1973:167.
DIAGNOSIS: Darwin, 1854b:378 (as *Creusia spinulosa* var. 4).
REFERENCE: Utinomi, 1949a:35; 1962:231.
DISTRIBUTION: West Indies.
- Ceratoconcha rangi rangi* (Des Moulins), 1866:302
SYNONYMY: Ross & Newman, 1973:167.
DIAGNOSIS: Des Moulins, 1866:302.
REFERENCES: Kolosváry, 1949:111 (as *Creusia spinulosa* forma *praespinulosa* n. f., figs 2, 3 only; and *Creusia spinulosa* forma *cladangiae* n.f., both from Hungarian Miocene); 1962a:86; 1967b:393; Prochazka, 1893:18 (as *Creusia fuchsi* n. sp.); Seguenza, 1873:319 (as *Pyrgoma multicoatum* n. sp.); Withers, 1953:57, 58, 68.
DISTRIBUTION: Miocene, France, Hungary and Bulgaria.
- Ceratoconcha rangi latum* (Seguenza), 1876:321
REFERENCE: Ross & Newman, 1973:167.
DISTRIBUTION: Miocene, Italy.
- Ceratoconcha sanctacrucensis* (Baluk & Radwanski), 1967b:468
SYNONYMY: Ross & Newman, 1973:167.
DIAGNOSIS/REFERENCE: Baluk & Radwanski, 1967b:468 (as *Creusia sanctacrucensis* n. sp.).
DISTRIBUTION: Miocene, Poland.
- Ceratoconcha sturi* (Prochazka), 1893:15
REFERENCE: Baluk & Radwanski, 1967b:479; Ross & Newman, 1973:167.
DISTRIBUTION: Miocene, Czechoslovakia.
- Ceratoconcha trolli* (Abel), 1927:101
REFERENCE: Abel, 1928:13.
DISTRIBUTION: Miocene, Austria.
- Crisp & Southward*, 1961:271 (cirral activity); Darwin, 1854a:36; de Alessandri, 1895:297; 1906:320; Fischer, 1872:433; Gauld, 1957:10; Gruvel, 1905a:302; Hiro, 1935a:9; 1937c:467; Hoek, 1875:60; 1909:271; 1913:257; Holdsworth, 1860:7111; Kruger, 1940:460; Le Reste, 1965:66 (larvae); Moyses, 1960:120 (rearing); 1961:371 (larval stages); 1971:125 (settlement and growth); Nilsson-Cantell, 1938b:66; O'Riordan, 1967:294; Pilsbry, 1916:292; Rees, 1962:411; Relini, 1969:177; Ross & Newman, 1973:164 (= *Pyrgoma stokesii* Gray, 1825:103); Seguenza, 1876:314; Stubbings, 1964a:111; 1967:294; Utinomi, 1958a:309; Weltner, 1897:255; 1898b:11; Withers, 1953:39 et seq.
DISTRIBUTION: England and Ireland; France; Sicily; Madeira; Cape Verde Is.; West Africa; sublittoral to 450m. Pliocene, England; Plio-Pleistocene, Italy, Malta.
- Boscia madreporaræ* (Bosc), 1812:66
SYNONYMY: Ross & Newman, 1973:164.
DIAGNOSIS: Darwin, 1854b:361.
REFERENCES: Gruvel, 1905a:303; 1912a:350; Hiro, 1935a:25; Kruger, 1940:382; Pilsbry, 1916:262; Southward 1975:18; Utinomi, 1967:232.
DISTRIBUTION: West Indies.
- Boscia oulastreae* (Utinomi), 1962:227
SYNONYMY: Utinomi, 1967:229.
DIAGNOSIS: Utinomi, 1962:227.
REFERENCES: Utinomi, 1949a:35 (as *Creusia spinulosa* forma *quarta*); 1967:229 (as *Megatrema oulastrea*) Utinomi & Kikuchi, 1966:8; Ross & Newman, 1973:164; Sakakura, 1934:578.
DISTRIBUTION: Tanabe Bay, Japan; Pleistocene, Japan.
- Boscia seguenzai* (Baluk & Radwanski), 1967c:691
REFERENCE: Baluk & Radwanski, 1967c:691 (as *Pyrgomina seguenzai*); Ross & Newman, 1973:164.
DISTRIBUTION: Pliocene, Crete.

Family Balanidae Leach, 1817

Genus *Balanus* Da Costa, 1778 Group of *Balanus balanus*

- Balanus balanus* (Linnaeus), 1758:667
SYNONYMY/DIAGNOSIS: Pilsbry, 1916:149 (= *Balanus porcatus* da Costa, 1778:249; includes pre-Darwinian references).
REFERENCES: Aurivillius, 1898a:30; Ballowitz, 1908:421 (sperm); Barnes, 1953a:141 (orientation and aggregation); 1953c:128 (effect of parasitism); 1955a:114 (hatching); 1959a:232 (stomach contents); 1962a:353 (oxygen uptake and metabolism); 1963b:587 (seminal plasma); 1965:321 (biochemistry of eggs); Barnes & Barnes, 1954:63 (biology); 1965a:391 (variation in egg size); 1968a:135 (variation in egg production); 1969b:36 (seasonal changes in oxygen consumption); 1974:197 (embryonic development and salinity); Barnes & Blackstock, 1974:35 (constituents of body fluids); 1974b:47 (composition of seminal plasma); Barnes & Costlow, 1961:59 (larval stages); Barnes & Dawson, 1966:263 (lipids); Barnes & Finlayson, 1962:98 (ascorbic acid in semen); 1963:185 (seasonal changes); Barnes & Healy, 1969:51 (biometrical studies); Barnes et al, 1970:70 (effect of impaction); 1971:173 (spermatozoa); Bassindale, 1964:39; Belyaev, 1949:902; Bertelsen, 1937:38 (as *B. crenatus* according to Stephensen, 1943); Bousfield, 1955b:766; Brattstrom, 1957:12; Brocchi, 1814:598; Broch, 1924a:73; 1927b:21; 1936:3 (as *B. b. artica*); Chilton, 1909:670 (as *B. porcatus*, Auckland Is. and Australia); 1920:53 (as *B. porcatus*); Cornwall, 1955a:32; 1955b:25 (= *B. b. pugetensis* Pilsbry, 1916:163); Crisp, 1954:473 (breeding); 1964a:193 (effect of severe winter); Crisp & Patel, 1969:284 (control of breeding); Crisp & Southward, 1961:271 (cirral activity); Crisp & Spencer, 1958:290 (control of hatching); Darwin, 1854a:21; 1854b:256; Davadie, 1963:68; Dawson & Barnes, 1966:249 (biochemistry of eggs); de Alessandri,

Subfamily Boscinae n. subfam.

Genus *Boscia* Ferussac, 1822

- Boscia anglica* (Sowerby), 1823:no pagination
SYNONYMY: Darwin, 1854b:360.
DIAGNOSIS: Broch, 1927:30.
REFERENCES: Baluk & Radwanski, 1967c:693; Barnes & Klepal, 1971:88 (pedicel of penis); Bassindale, 1964:43;

- 1895:290; 1906:304; Filhol, 1885:487; Foster, 1970:390 (acclimation to salinity); Gruvel, 1903b:137; 1905a:237; 1920:54 (as *B. crenatus* according to Stephensen, 1943); Gutman, 1961:171 (colonization); Henry, 1942:101 (as *B. b. pugetensis* Pilsbry); Hiro, 1935c:227; Hoek, 1875:60; 1909:271; Hutton, 1879:328; Jennings, 1918:61; Kolosváry, 1943a:89; 1967b:391; Korschelt, 1933:23; Kruger, 1911a:3; 1911b:460; 1927a:14; 1927b:5; Linnaeus, 1767:1107; Menesini, 1966:124; Moore, 1934a:101 (growth rate); Mörch, 1852:68; Munn & Barnes, 1970a:277 (spermatozoa); 1970b:261 (spermatozoa); Nilsson-Cantell, 1931a:113; O'Riordan, 1967:293; Patel & Crisp, 1960b:104 (rate of embryonic development); 1961:89 (breeding and molting); Pilsbry, 1916:11 (*Protobalanus*, not a barnacle); 1916:149; Poulsen, 1936:13; Remy, 1928:231 (as *B. crenatus* according to Stephensen, 1943); Ruedemann, 1918:382 (*Eobalanus*, not a barnacle); Rzhepishevskii, 1968:38; Schafer, 1952:238 (settling); Sommer, 1972a:271 (motor activity); 1972b:177 (periodicity); 1972c:1449 (mechanisms of pressure sensitivity); 1972d:352 (physiology of pressure perception); Southward, 1957:327 (behavior); 1965:442 (metabolism and survival at high temperatures); Southward & Crisp, 1963:31 (fouling); Stephensen, 1938:4; 1943:18; Sumner, 1911:128; Tarasov, 1932:60; 1936:46; 1937:40; Tarasov & Zevina, 1957:194; Visscher, 1928b:193 (fouling); Weltner, 1897:267; 1898b:12; 1900:303; Zevina & Tarasov, 1964:239; Zullo, 1963b:10; 1968:6; 1969b:351.
- DISTRIBUTION:** North Atlantic and North Pacific; low water to 180m. Pliocene: England and Italy; Pleistocene: Oregon, Maine, Canada, Sweden, and Iceland.
- Balanus crenatus* Brugiere, 1789:168
- SYNONYMY/DIAGNOSIS:** Cornwall, 1925:476; Pilsbry, 1916:165 (includes pre-Darwin references not listed below).
- REFERENCES:** Abel, 1926:250; Addicott, 1966:C4; Aurivillius, 1898b:30; Austin et al, 1958:497 (chromosome number); Barnard, 1924:70; Barnes, 1950:74 (larvae); 1952:53:104 (effect of light); 1953b:328 (effect of lowered salinity); 1953e:297 (variations in cyprids); 1959a:231 (stomach contents); Barnes & Bagenal, 1951b:369 (on *Nephrops norvegicus*); Barnes & Barnes, 1965a:391 (egg/nauplius size variation); 1974:194 (embryonic development and salinity); Barnes & Crisp, 1956:631 (self-fertilization); Barnes & Healy, 1969:51 (biometrical studies); Barnes & Klepal, 1971:83 (pedicel of penis); Barnes & Powell, 1950a:175 (development, morphology); 1953a:107 (growth under submersion); Barnes et al, 1951:227 (orientation); 1963:233 (effect of dessication); 1970 (behavior or impaction); 1971:173 (spermatozoa); Bassindale, 1964:38; Belyaev, 1949:902 (osmoregulation); Bishop et al, 1957:6; Blom & Nyholm, 1961:153 (settling times); Bocquet-Védrine, 1970a:506 (cement glands); 1970b:963 (cement glands); 1970c:521 (cement glands); Bohart, 1929:353 (attachment of cyprids); Bousfield, 1954:119; 1955a:19; 1955b:764; Brattstrom, 1957:10; Broch, 1922:321; 1924:78; 1927b:22; 1936:4; Chilton, 1920:53; Ciurea et al, 1933:6; Cornwall, 1925:476; 1951:329; 1955a:25; 1955b:28; Crisp, 1955:569 (behavior of cyprids); 1964a:181 (effects of severe winter); Crisp & Barnes, 1954:142 (orientation and settlement); Crisp & Patel, 1958:1078 (breeding and ecdysis); 1969:283 (environmental control of breeding); Crisp & Southward, 1961:271 (cirral activity); Crisp & Stubbings, 1957:179 (orientation to water currents); Darwin, 1854a:23; 1854b:261; Davadie, 1963:63; de Alessandri, 1906:305; 1907b:284; Ellis & Solander, 1786:198 (as *Balanus clavatus*); Fischer-Piette, 1930:41; 1932:8; Fischer-Piette & Prenant, 1956:12; Foster, 1969:326 (temperature tolerance); 1970:386 (salinity); 1971a:12 (dessication); Gruvel, 1903b:139; 1905a:240; 1909b:25; Henry, 1942:105; 1954:443; Herz, 1933:432 (morphology of later stages); Hiro, 1935c:219; Hoek, 1875:35; 1884:517; 1909:270; Jennings, 1918:61; Kauri, 1962:131 (nauplius eye); 1966:115 (X-organ); Knight-Jones, 1955:266; Knight-Jones & Crisp, 1953:1109 (gregariousness); Kolosváry, 1943a:89; 1951c:411; 1956:187; 1959:197; 1962a:85; 1963a:174; 1967b:392; Kruger, 1911a:52; 1911b:460; 1927:17; 1940:464; Kuhl, 1963:99; 1965:121; 1967:967 (ecology in Elbe estuary); Lecointre, 1910:139; Meadows, 1969a:278 (fouling); 1969b:65 (settlement, growth and competition); Moore, 1934a:101; 1936:703; Moyses, 1963:175; Muller, 1940:113 (sensitivity to poisons); Nilsson-Cantell, 1921:326 1931a:113; O'Riordan, 1967:291; Patel & Crisp, 1960b:104 (embryo development); 1961:89 (relationship between breeding and molting); Pilsbry, 1911a:75; 1921:112; Poulsen, 1935:21; Prenant & Teissier, 1923:176; Pyefinch, 1948a:451; 1948b:464; 1948c:916 (larvae); Schäfer, 1938b:323 (paleontology); 1952:242 (settling); Schwarz, 1932:437 (influence of light); Sneli, 1972:3; Southward, 1955b:403 (relation of activities to temperature); 1965:443 (metabolism and survival); Southward & Crisp, 1963:36; 1965:161 (activity rhythms); Stebbing, 1910:569; Stephensen, 1938:5; 1943:19; Stubbings, 1961b:33; Tarasov, 1936:48; 1937:50; Tarasov & Zevina, 1957:205; Trusheim, 1932:70 (paleontology); Utinomi, 1970:358; Walker, 1972:429 (chemical composition of cement); Weltner, 1897:268; 1898a:442; 1898b:11; 1900:298; Withers, 1953:58, 61, 70; Zevina & Tarasov, 1964:239; Zullo, 1963b:10; 1969b:315.
- DISTRIBUTION:** North Pacific, south to Santa Barbara; Arctic; North Atlantic south to Florida. Unverified localities: S. Africa, Australia, West Indies, Peru, southern China; intertidal to 250m. Oligocene to Pliocene, Mediterranean Basin; Pleistocene, North America.
- Balanus crenatus curvicutum* Pilsbry, 1916:175
- SYNONYMY/DIAGNOSIS:** Pilsbry, 1916:175.
- REFERENCES:** Henry, 1942:126; Hiro, 1935c:221; Utinomi, 1958a:308.
- DISTRIBUTION:** North Pacific; Japan to Northwest America.
- Balanus crenatus delicatus* Pilsbry, 1916:177
- REFERENCE:** Henry, 1942:126.
- DISTRIBUTION:** Humboldt Bay, California.
- Balanus glandula* Darwin, 1854b:265
- SYNONYMY:** Pilsbry, 1916:178.
- DIAGNOSIS:** Cornwall, 1925:438.
- REFERENCES:** Augenfeld, 1967:92 (respiration); Barnes & Barnes, 1956a:415 (biology); 1959h:515 (metabolism); 1965a:391 (variation in egg and nauplius size); Barnes & Gonor, 1958:194 (neurosecretory cells); Barnes & Healy, 1969:62 (biometrical studies); Barnes & Klepal, 1971:83 (pedicel of penis); Batzli, 1969:535 (distribution of biomass); Bergen, 1968:229; Broch, 1922:321; Connell, 1970:49 (predation by *Thais*); Cornwall, 1951:326; 1955a:27; 1955b:33; Dayton, 1971:351 (competition); Glynn, 1965:109 (*Endocladia-Balanus* associations); Gruvel, 1905a:238; Haven, 1973:97; Henry, 1942:108; Johnson & Miller, 1935:12 (settlement); Kolosváry, 1943a:91; Newman, 1967:1038 (biology); Nilsson-Cantell, 1921:326; Pilsbry, 1907d:201; Rice, 1930:249 (distribution in communities); Tarasov & Zevina, 1957:202; Weltner, 1897:269; 1898b:7; Worley, 1939:233 (correlation between salinity, size and abundance), Zullo, 1969b:351.
- DISTRIBUTION:** Aleutians to Baja California; Rio de Janeiro (Spivak, in litt.). Pleistocene, Oregon.
- Balanus withersi* Pilsbry, 1930:429
- DISTRIBUTION:** Miocene, New Jersey.

Group of *Balanus nubilus*

Balanus connelli Cornwall, 1927b:402

DISTRIBUTION: Miocene, British Columbia.

Balanus nubilus Darwin, 1854b:253

SYNONYMY/DIAGNOSIS: Ross, 1962:24; Henry, 1942:112.

REFERENCES: Abel, 1926:246; Addicott, 1966c:4; Arvy and Lacombe, 1968:1326 (cement apparatus); Arvy & Ligouri, 1968:817 (muscular cytochrome oxidase activity); Arvy et al, 1968:817 (alkaline phosphatase activity); Barnes, 1959a:234 (stomach contents); 1959b:607 (note on spelling of *nubilus*); Barnes & Barnes, 1959b:19 (stimulation

- of nauplii); 1959c:15 (naupliar stages); 1965a:391 (variation in egg, nauplius size); Barnes & Gonor, 1958:194 (neurosecretory cells); Carderelli, 1968:1 (barnacle cement); Cornwall, 1925:479; 1927b:408; 1936:471 (as *Balanus altissimus*); 1951:334 (as *Balanus flos*), 335; 1953:78, 80; 1955a:23; 1955b:36; 1958:81; 1959:404; Emerson & Hertlein, 1960:7; Fitzgerald, 1968:1055 (calcium and pH dependency); Gruvel, 1903b:130; 1905a:226; Hagiwara & Nakajima, 1966:807 (effects of Ca ion concentration); Hagiwara & Takahashi, 1967:583 (surface density of calcium in muscle fiber); Hagiwara et al, 1968:773 (effects of pH changes); Harnden, 1968:303 (digestive carbohydrates); Hatai, 1938:96; Henry, 1940:29; Hoyle & Smythe, 1963:49 (giant muscle fibers); Hughes, 1914:213; Kaminer & Kimura, 1972:406 (calcium release in muscle); Kolosváry, 1943a:89; 1959:197; Kruger, 1940:464; Lacombe, 1970:164 (cement glands); Nilsson-Cantell, 1931a:112; Pilsbry, 1907d:201 (as *Balanus flos* n. sp.); 1916:131, 135; 1921:112; Shelford et al, 1935:281; Tait & Emmons, 1925:42 (movement of operculum); Whitney, 1970:229 (sterol biosynthesis); Zullo, 1969a:8; 1969b:351.
- DISTRIBUTION: Southern Alaska to San Quintin, Baja California. Oligocene, Vancouver Is., B.C.; Miocene, Japan and Hungary; Plio-Pleistocene, southern and Baja California; Pleistocene, Oregon.
- Balanus rostratus* Hoek, 1883:152
SYNONYMY: Cornwall, 1955b:38.
DIAGNOSIS: Pilsbry, 1916:138 (as *B. r. rostratus*), 141 (as *B. rostratus alaskensis* n. subsp.), 142 (as *B. rostratus heteropus* n. subsp.), 147 (as *B. rostratus dalli* n. subsp.).
REFERENCES: Addicott, 1966:C4; Barnes, 1959a:233; Barnes & Barnes, 1959h:515; Barnes & Gonor, 1958:194 (neurosecretory cells); Barnes & Klepal, 1971:83 (pedicel of penis); Broch, 1922:320; Cornwall, 1925:484; 1955a:29; Gruvel, 1905a:239; Hatai, 1938:97; Henry, 1940:21; 1942:117, 127 (as *apertus* and *dalli*); Hiro, 1932a:550; 1933:71; 1935c:217, 218 (as *dalli*), 227 (as *apertus*); 1939f:210, 211 (as *dalli*); Kolosváry, 1943a:89 (as *dalli*); 1961a:78; 1962b:210; 1962d:202; 1967b:392; Kruger, 1911a:52; 1911b:463 (as *apertus*); 1940:464; Nilsson-Cantell, 1932a:20 (as *spiniferus*); Pilsbry, 1911a:73, 74 (as *B. r. apertus* n. subsp.); 1916:144 (as *apertus*), 147 (as *dalli*), 148 (as *B. rostratus dalli* form *suturalis*); Tarasov & Zevina, 1957:199, 200, 201 (as *apertus*), 202 (as *dalli*); Utinomi, 1958a:294, 295 (as *apertus*); 1969b:51; 1970:357; Weltner, 1897:269; 1900:296; Yamaguchi, 1971:122; Zullo, 1969b:351 (as *B. rostratus apertus*).
- DISTRIBUTION: Japan; Siberia; Bering Sea; Alaska and Puget Sound; 0-128m. Miocene, USSR and Japan; Pleistocene, Central California, Oregon and Japan.
- Balanus tamiamiensis* Ross, 1964b:272
DISTRIBUTION: Miocene, Florida.
- Group of *Balanus concavus*
- Balanus aquila* Pilsbry, 1907a:199
SYNONYMY/DIAGNOSIS: Pilsbry, 1916:127.
REFERENCES: Baskin et al, 1969:471 (filaments from myosin); Cornwall, 1951:333; 1960:831; Henry, 1942:100; Zullo, 1966c:141.
DISTRIBUTION: San Francisco to San Diego, California; intertidal to 18m.
- Balanus bloxhamensis* Weisbord, 1966:48
DISTRIBUTION: Miocene, Florida.
- Balanus concavus concavus* Bronn, 1831:127
SYNONYMY/DIAGNOSIS: Menesini, 1965:110; Utinomi, 1969a:83.
REFERENCES: Arnold, 1907a:543; 1907b:422; Beal, 1948:64; Darwin, 1854a:17; 1854b:235; Davadie, 1963:52; Davadie-Suaudeau, 1952:17; de Alessandri, 1895:282; 1906:295; 1907b:280; DeLong, 1941:243; Emerson & Hertlein, 1960:7; Gruvel, 1903b:136; 1905a:232; Kolosváry, 1943a:85; 1955:183; 1959:197; 1960:590; 1961a:78; 1961b:99; 1961c:150; 1962b:206; 1962d:202; 1967b:391; Menesini, 1963:5; 1966:116; 1967b:219; 1968b:580; 1972:40; Nilsson-Cantell, 1939a:6; Nomland, 1917:301; Pilsbry, 1916:100; Ross, 1962:14; 1964a:489; Sequenza, 1876:296; Utinomi, 1969a:83 (includes *Balanus concavus sinensis* Broch, 1931:63 and *B. c. indicus* Nilsson-Cantell, 1932b:2); Weaver, 1949:104; Weisbord, 1966:32; Weltner, 1897:264; Zullo, 1969a:6.
DISTRIBUTION: China; India; Persian Gulf. Oligocene-Pleistocene, Mediterranean Basin; Miocene, Eastern United States and Britain; Pliocene, Venezuela.
- Balanus concavus alloplax* Pilsbry & Olson, 1951:200
DISTRIBUTION: Oligocene, Ecuador.
- Balanus concavus chesapeakeensis* Pilsbry, 1916:103
SYNONYMY/DIAGNOSIS: Pilsbry, 1916:103.
REFERENCES: Kolosváry, 1943a:85; Martin, 1904:94.
DISTRIBUTION: Miocene, Maryland.
- Balanus concavus coosensis* Dall, 1909:138
SYNONYMY/DIAGNOSIS: Pilsbry, 1916:108 (= *B. tintinnabulum coosensis* Dall).
DISTRIBUTION: Miocene, Coos Bay, Oregon.
- Balanus concavus dallonii* Davadie-Suaudeau, 1952:20
DISTRIBUTION: Pliocene, Algeria.
- Balanus concavus esepatus* Pilsbry, 1924:1
DISTRIBUTION: Miocene, Haiti.
- Balanus concavus finchii* Lea 1833:211
SYNONYMY: Pilsbry, 1930:432.
DISTRIBUTION: Miocene, Maryland.
- Balanus concavus glyptopoma* Pilsbry, 1916:102
REFERENCE: Cones, 1968:61; Kolosváry, 1943a:85. Pilsbry, 1918:185.
DISTRIBUTION: Miocene, eastern United States. Pliocene, Panama and east Mexico.
- Balanus concavus mexicanus* Henry, 1941:100
REFERENCES: Henry, 1942:126; 1960:141.
DISTRIBUTION: West coast of Baja California to Mazatlan, Mexico.
- Balanus concavus oligoseptatus* Kolosváry, 1961c:149
DISTRIBUTION: Upper Oligocene, U.S.S.R.
- Balanus concavus proteus* Conrad, 1834:134
SYNONYMY/DIAGNOSIS: Ross, 1964a:486.
REFERENCES: Davadie, 1963:53; Kolosváry, 1943a:86; Pilsbry, 1916:103.
DISTRIBUTION: Mio-Pliocene, eastern United States.
- Balanus concavus raphanoides* Moroni-Ruggieri, 1952:71
DISTRIBUTION: Pliocene, Italy.
- Balanus concavus rariseptatus* Pilsbry, 1918:186
DISTRIBUTION: Miocene, Panama.
- Balanus concavus rubescens* Seguenza, 1876:450
DISTRIBUTION: Tertiary, Italy.
- Balanus concavus scutorum* Seguenza, 1876:74
SYNONYMY/DIAGNOSIS: Moroni-Ruggieri, 1952:67.
REFERENCE: de Alessandri, 1906:292 (as *Balanus spongicola*).
DISTRIBUTION: Pliocene, Italy.
- Balanus concavus sinensis* Broch (see *B. c. concavus*)
- Balanus eyerdami* Henry, 1960:139
REFERENCE: Ross, 1962:17.
DISTRIBUTION: Gulf of California; 0-85m.
- Balanus gregarius* (Conrad), 1856:315
SYNONYMY/REFERENCES: Zullo, 1969a:6 (includes *Tamiosoma gregaria*, *Radiolites gregaria*, *Balanus estrellanus* and *Balanus concavus concavus*, Ross, 1962:14).
DISTRIBUTION: Mio-Pliocene, Central and Southern California; Pliocene, Baja California.
- Balanus indicus* Withers, 1923:291
DISTRIBUTION: Miocene, Pakistan.
- Balanus polyporus* Pilsbry, 1924:2
DISTRIBUTION: Miocene, Haiti.
- Balanus regalis* Pilsbry, 1916:108
SYNONYMY/DIAGNOSIS: Ross, 1962:19.
REFERENCES: Cornwall, in Steinbeck & Ricketts, 1941:430; Cornwall, 1959:403; Henry, 1942:100; 1943:368; 1960:144 (as subsp. of *B. aquila*); Kolosváry, 1942c:139; 1943a:85.
DISTRIBUTION: Southern and Baja California.
- Balanus talquinensis* Weisbord, 1966:37
DISTRIBUTION: Miocene, Florida.

Balanus vadaszi Kolosváry, 1949a:2

REFERENCE: Davadie, 1963:57; Menesini, 1972:42.

DISTRIBUTION: Miocene, Europe.

Group of *Balanus amphitrite*

Balanus albicostatus albicostatus Pilsbry, 1916:90

SYNONYMY/DIAGNOSIS: Utinomi, 1967:209.

REFERENCES: Gruvel, 1903b:133 (as *Balanus violaceus*); 1905a:227; Hirano, 1953:1 (rearing); Hirano & Okushi, 1952:639 (attachment and growth rate); Hiro, 1937c:432; 1938a:303; 1938c:1687 (resistance to exposure); 1939a:128; 1939e:261; 1939f:209; Hudinaga & Kasahara, 1942:108; Ishida & Yasgui, 1937:1659 (free-swimming stages); Kawahara, 1961:70 (fouling); Kawahara & Iizima, 1960:584 (fouling); Kolosváry, 1943a:84; 1951c:411; 1961b:100; 1961c:150; 1962c:202; 1967b:391; Kruger, 1911a:51 (as *Balanus amphitrite communis*); Mawatari, 1967:99 (fouling); Mawatari et al, 1962:93; 1963:95 (water conduit fouling); Nilsson-Cantell, 1921:314; Nishikawa, 1960:355 (chromosomes); Ooishi, 1964:195; Pilsbry, 1916:90 (as *Balanus amphitrite albicostatus*); Stubbings, 1967:277; Tarasov & Zevina, 1957:183; Utinomi, 1949a:22; 1955b:124 (geology); 1958a:308; 1958b:51; 1962:216; 1969b:52; 1970:356; Utinomi & Kikuchi, 1966:5; Zevina & Tarasov, 1963:91.

DISTRIBUTION: Japan; China; Formosa; Korea. Miocene; Turkistan, U.S.S.R.

Balanus albicostatus formosanus Hiro, 1938a:306

SYNONYMY/DIAGNOSIS: Utinomi, 1967:212.

REFERENCES: Hiro, 1939e:261; Kolosváry, 1961b:100; 1962:d:199; 1967b:391.

DISTRIBUTION: Formosa; Miocene, U.S.S.R.

Balanus amphitrite abundantus Kolosváry, 1948:106

DISTRIBUTION: Miocene, Hungary.

Balanus amphitrite amphitrite Darwin, 1854b:240

SYNONYMY: Utinomi, 1967:200; Southward, 1975:6.

DIAGNOSIS: Harding, 1962:274; Stubbings, 1967:271. (Includes *communis* Darwin, *denticulata* Broch, *hawaiiensis* Broch, *carenatatus* Gruvel, *franciscanus* Rodgers, *herzi* Rodgers, *saltonensis* Rodgers).

REFERENCES: Annandale, 1907:40; 1911:170 (growth rate); 1915:138; Ball, 1937:534; 1950:283; Barnard, 1924:69; Barnes & Barnes, 1959f:438 (oscillatory respiration); 1965a:392 (variation in egg/nauplius size); 1968a:146 (variation in egg numbers); Barnes et al, 1970:70 (impaction); 1971:173 (spermatozoa); Bassindale, 1964:40; Bhatt & Bal, 1960:439; Bishop, 1950:409; Bishop et al, 1957:8; Bookhout & Costlow, 1959:212 (feeding, molting, growth); Borghouts-Biersteker, 1969:4; Borradaile, 1903:441; Broch, 1916:5; 1922:314; 1924b:203; 1927d:133; 1931:58; 1935:2; Callame, 1965:413 (effect of light); Ciurea et al, 1963:6; Costlow & Bookhout, 1956:107 (as *B. a. niveus* — moulting and shell growth); 1958a:284 (larval development); 1958b:271 (moulting and respiration); Crisp & Costlow, 1963:22 (embryo tolerance to salinity and temperature); Crisp & Molesworth, 1951:489; Crisp & Southward, 1961:271; Daniel, 1955c:20; Darwin, 1854b:493 (= *B. pictus* Münster); Davadie, 1963:44; Davis et al, 1973:310 (interval cycle); Day & Morgans, 1956:303; de Alessandri, 1895:286; 1906:301; 1907b:282; deOliveira, 1941:17; 1947:733; DePalma, 1963:15; Edmondson & Ingram, 1939:257; Fahrenbach, 1965:233 (photoreceptors); Filhol, 1885:486; Fischer, 1929:10; Fischer, 1872:432; Fischer-Piette & Prenant, 1956:15; Fishelson, 1971:128; Foster, 1967a:83; Freiberger & Cologer, 1966:881 (rearing in laboratory); Gordon, 1970:69; Graham & Gay, 1945:381 (attachment and growth); Gruvel, 1903b:137; 1905a:232; 1907d:6; 1912a:346; Henry, 1958:222; 1959:192; 1960:142; 1973:968; Hirano, 1953:139 (rearing); 1962:77 (rearing); Hirano & Okushi, 1952:639 (seasonal variation in attachment and growth rate); Hiro, 1933:71; 1936a:59 (commensalism); 1936b:624; 1937c:432; 1938a:301; 1938c:1687; 1939c:590; 1939e:263; 1939f:208; Hoek, 1913:172; Hudinaga &

Kasahara, 1942:108 (rearing); Karande, 1967:1245 (fouling); 1973:56 (larvae); 1974b:229 (larval comparison with *B. variegatus*); Karande & Palekar, 1966:143; Karande & Thomas, 1971:109 (laboratory rearing); Kawahara, 1961:67 (fouling); Kawahara & Iizima, 1960:584 (fouling); Kolosváry 1939b:129; 1941i:173 (as *B. pictus*); 1943a:83; 1943c:129; 1944:33; 1947c:424; 1947d:425; 1951b:292; 1959:197; 1961a:78; 1961b:100; 1961c:150; 1962b:205; 1962d:202; 1963a:173; 1963b:175; 1967b:391; Kruger, 1911a:51; 1911b:460; 1940:464; LaCombe, 1970:164 (cement glands); LaCombe & Monteiro, 1974:633; Lancaster, 1902:369; LeReste, 1965:65; Mawatari, 1970:80 (fouling); Mawatari et al, 1954a:46 (settlement and growth); 1954b:48 (settlement and growth); 1962:91 (fouling); 1963:93 (fouling); 1968:24 (propagation by ships); Mawatari & Kitamura, 1970:67 (fouling); Mawatari & Kobayashi, 1954a:37 (fouling); 1954b:1 (fouling); Menesini, 1965:102; Millard, 1950:266; Millard & Broekhuysen, 1970:299; Monod, 1937:15; Moore & Frue, 1959:431; Moore, 1944:333; Moysse, 1960:120; Newman, 1967:1038 (biology); Newman et al, 1967:170; Nilsson-Cantell, 1921:311; 1930b:10; 1931a:122; 1934b:32; 1938b:36; 1949:43; Norris et al, 1951:444 (variability in larval stages); Patel & Crisp, 1960a:667 (influence of temperature); Pillai, 1958:117 (development); Pilsbry, 1907c:190; 1916:89 (= *B. carenatus* Gruvel, 1907d:6); 1928:312; Pope, 1945:362; Por, 1972:112; Por & Ferber, 1972:151; Prenant, 1929:212; Prenant & Teissier, 1923:170; Relini, 1962:3; 1964:408; 1966:179; 1968b:186; 1969:169; Relini & Giordano, 1969:251 (vertical distribution); Riedel, 1963:257; Ritz & Foster, 1968:545 (temperature responses); Rogers, 1949:5; Rosell, 1973b:82 (as *B. a. hawaiiensis*); Ross, 1962:12; Sandison, 1954:86; Seguenza, 1876:300; Shatoury, 1958:790; Southward, 1957:323 (influence of temperature); 1962:163 (influence of temperature); Southward & Crisp, 1963:27 (fouling); Stebbing, 1910:568; Stubbings, 1936:41; 1961a:173; 1961b:22; 1963b:14; 1965:886; Suzuki & Konno, 1970:9 (fouling); Tarasov & Zevina, 1957:179; Utinomi, 1949a:22; 1950:63; 1955b:125; 1958a:308; 1960:43 (synonymy of *hawaiiensis* and *denticulata*); 1962:215; 1969a:86; 1969b:52; 1970a:355; Utinomi & Kikuchi, 1966a:5; Visscher, 1928a:327; 1928b:193 (fouling); Visscher & Luce, 1928:336 (reaction to light); Weiss, 1947a:56 (tolerance to copper and mercury); 1948:116 (abnormal growth); Wells, 1966:83; Wells et al, 1964:567; Weltner, 1887:102; 1897:264; 1910:528; Wisely & Blick, 1964:163 (seasonal abundance of larvae); Withers, 1923:290; 1924:32; Yasuda, 1968:27 (fouling); Zevina, 1963:73; Zevina & Litvinova, 1970:173; Zullo, 1963b:8, 9 (*B. amphitrite* subsp. n. = *B. improvisus* Darwin according to Henry, 1973:968).

DISTRIBUTION: Cosmopolitan, in warm and temperate seas. Numerous Fossils attributed to this species; Oligocene to Pleistocene.

Balanus amphitrite acutus Withers, 1924:30

DISTRIBUTION: Miocene, New Zealand (Withers, 1953:77 et seq.).

Balanus amphitrite aeratus deOliveira, 1941:22

DISTRIBUTION: Rio de Janeiro.

Balanus amphitrite archi-inexpectatus Kolosváry, 1948:108

DISTRIBUTION: Miocene, Hungary.

Balanus amphitrite cochinchensis Nilsson-Cantell, 1938b:43

REFERENCES: Karande, 1966:144; 1967:1245.

DISTRIBUTION: Bombay.

Balanus amphitrite columnarius Tarasov & Zevina, 1957:184

DISTRIBUTION: Vladivostok, on Japanese Fishing boat.

Balanus amphitrite fluminensis deOliveira, 1941:21

DISTRIBUTION: Rio de Janeiro.

Balanus amphitrite helenae Kolosváry, 1949a:7

DISTRIBUTION: Miocene, Turkistan.

Balanus amphitrite hungaricus Kolosváry, 1948:108

DISTRIBUTION: Miocene, Hungary.

Balanus amphitrite inexpectatus Pilsbry, 1916:97

SYNONYMY/DIAGNOSIS: Henry, 1943:368.

- REFERENCES: Davadie, 1963:44; Henry, 1942:126; 1959:199; 1960:142; 1973:983; Kolosváry, 1943a:84; 1947a:20; 1951c:411; 1967b:391; Nilsson-Cantell, 1933:506; 1939a:3; Tarasov & Zevina, 1957:187.
- DISTRIBUTION: Gulf of California; Bonaire; Red, Adriatic, and Mediterranean Seas, (Kolosváry). Pliocene, Florida.
- Balanus amphitrite insignis* Nilsson-Cantell, 1938b:41
- REFERENCE: Karande, 1966:145; 1967:1245.
- DISTRIBUTION: Bombay.
- Balanus amphitrite karakumiensis* Kolosváry, 1961b:100
- DISTRIBUTION: Miocene, Hungary.
- Balanus amphitrite kondakovi* Tarasov & Zevina, 1957:191
- REFERENCES: Henry, 1973:991; Rosell, 1973b:88; Zevina & Tarasov, 1963:94.
- DISTRIBUTION: Mainland coast southeast Asia.
- Balanus amphitrite litoralis* Kolosváry, 1948:106
- DISTRIBUTION: Miocene, Hungary.
- Balanus amphitrite merklini* Kolosváry, 1962d:199
- DISTRIBUTION: Miocene, U.S.S.R.
- Balanus amphitrite peruvianus* Pilsbry, 1909:69
- SYNONYMY/DIAGNOSIS: Pilsbry, 1916:97.
- REFERENCES: Henry, 1973:983; Kolosváry, 1943a:84; Nilsson-Cantell, 1957:10.
- DISTRIBUTION: Costa Rica to Peru; often on mangroves.
- Balanus amphitrite poecilosculpta* Broch, 1931:59
- SYNONYMY/DIAGNOSIS: Nilsson-Cantell, 1934a:61.
- REFERENCES: Broch, 1947:5; Dawydoff, 1952:128; Hiro, 1937c:435; Utinomi, 1958a:294.
- DISTRIBUTION: Indonesia; South China Sea; 33-85m.
- Balanus amphitrite rafflesi* Nilsson-Cantell, 1934a:64
- DISTRIBUTION: Singapore; on mangroves.
- Balanus amphitrite tongaensis* Kolosváry, 1962c:193
- REFERENCES: Kolosváry, 1967b:391.
- DISTRIBUTION: Tonga Is.
- Balanus amphitrite vladivostokensis* Tarasov & Zevina, 1957:184
- REFERENCE: Utinomi, 1967:214 (possibly a synonym of *B. variegatus cirratus*).
- DISTRIBUTION: Vladivostok.
- Balanus caboblanquensis* Weisbord, 1966:26
- DISTRIBUTION: Pliocene, Venezuela.
- Balanus caribensis* Weisbord, 1966:23
- DISTRIBUTION: Venezuela.
- Balanus citerosum* Henry, 1973:976
- REFERENCE: Southward, 1975:42 (probably equals *B. pallidus*)
- DISTRIBUTION: Rio de Janeiro to Santa Catarina.
- Balanus dentivarians* Henry, 1973:992
- DISTRIBUTION: Southwest Mexico to Ecuador.
- Balanus eburneus* Gould, 1841:15
- SYNONYMY/DIAGNOSIS: Pilsbry, 1916:80.
- REFERENCES: Arvy and LaCombe, 1968:1326 (cement apparatus); Arvy & Ligouri, 1968:817 (cytochrome oxidase activity); Arvy & Nigrelli, 1969:95 (parasites); Arvy et al, 1968:817 (alkaline phosphatase activity); 1969:351 (parasites); Bacon, 1971:187 (populations in relation to salinity); Barnes & Barnes, 1965a:391; (variation in egg and nauplius size); Barnes & Healy, 1971:83 (biometrical studies); Barnes & Klepal, 1971:81 (pedicel of penis); Barnes et al, 1970:70 (behavior on impaction); 1971:173 (spermatozoa); 1972:192 (distribution); Bishop, 1951:531; Bishop et al, 1957:7; Bookhout & Costlow, 1959:212 (feeding, molting, growth); Bousfield, 1954:122 (distribution and spawning season); Broch, 1924a:112; Ciurea et al, 1933:6; Clarke, 1947:73 (poisoning and recovery); Cones, 1968:61 (selectivity in fossil preservation); Costlow, 1963:254 (central nervous system); Costlow & Bookhout, 1957a:313 (larval development in laboratory); Crisp & Costlow, 1963:22 (embryonic tolerance to salinity and temperature); Crisp & Southward, 1961:271 (cirral activity); Daniel, 1955c:18; Darwin, 1854b:248; Davadie, 1963:59; deOliveira, 1941:19 (in part, Henry, 1973:968, 982); DePalma, 1963:15 (fouling); Edmondson, 1933:231; Fales, 1928:534 (light-receptive organs); Fischer-Piette & Prenant, 1956:13; Freiberger & Cologer, 1966:881 (rearing in laboratory); Freiberger et al, 1969:469 (fouling and anti-fouling studies); Gordon, 1969:139 (influence of salinity on distribution); Gordon et al, 1970:461 (environmental influence); Grave, 1933:378 (growth rate); Gregg, 1945:44 (attachment of cyprids); 1948:161 (replication of substrate detail); Gruvel, 1903b:137; 1905a:234; Gwilliam, 1963:470; 1965:244 (shadow reflex); Henry, 1954:443 (distribution); 1959:194; 1973:968, 982; Kolosváry, 1943a:81; 1943c:129; 1944:33; 1947a:21; 1965:272; 1967b:392; Kruger, 1940:464; Lacombe, 1970:164 (cement glands); Lacombe & Monteiro, 1974:633; Matsui et al, 1964:141; Mawatari, 1967:99 (harbor fouling); McDougall, 1943:344; Moore & Frue, 1959:432 (settlement & growth); Neu, 1935b:92 (fouling); Nilsson-Cantell, 1921:309; 1928a:32; 1931a:109; 1938b:35; Ostroumoff, 1892:160; Pilsbry, 1918:185; 1924:1; Pomerate & Reiner, 1942:14 (influence of surface angle and light on attachment); Relini, 1962:3; 1964:406; 1966:179; 1968b:186; 1969:175; Relini & Giordano, 1969:250 (vertical distribution and settlement); Riedl, 1963:258; Sandeen & Costlow, 1961:192 (central nervous system); Shaw, 1972:145 (lateral eye); Shimony & Nigrelli, 1971:662 (cement apparatus); 1972:349; Smith, 1946:51 (effects of water currents); Southward, 1962:163 (temperature on cirral activity); Southward & Crisp, 1963:34; Stubbings, 1967:270; Sumner, 1911:128; Tarasov & Zevina, 1957:174; Utinomi, 1966:36; Wells, 1966:84; Weiss, 1947a:56 (tolerance to copper and mercury); 1947b:240 (attachment of cyprids); 1948:116 (abnormal development); Weltner, 1897:266; 1898b:12; Wharton, 1948:180 (primary attachment); Visscher, 1928b:193 (fouling and resistance to fresh water); Zevina, 1963:73; Zevina & Goryn, 1971:771; Zullo, 1963b:11.
- DISTRIBUTION: Endemic to western Atlantic, Boston to Rio de Janeiro; introduced to Europe, Mediterranean, Indian Ocean, Japan, Hawaii and other islands of Pacific Oceania. Miocene, Haiti; Pleistocene, Panama. Tertiary, Jugoslavia.
- Balanus hopkinsi* Zullo, 1968:4
- DISTRIBUTION: Plio-Pleistocene, Iceland.
- Balanus improvisus* Darwin, 1854b:250
- SYNONYMY/DIAGNOSIS: Henry, 1959:196.
- REFERENCES: Arbužova, 1959:462 (permeability of basis); Barnes & Barnes, 1961b:4 (salinity and biometry); 1962:1; 1965a:391 (variations in egg and nauplius size); 1968a:135 (regional variations in egg numbers); Barnes & Healy, 1969:51 (biometrical studies); Barnes & Klepal, 1971:81 (pedicel of penis); Barnes et al, 1951:227 (orientation); 1970:70 (impaction); 1971:188 (spermatozoa); Bartha & Henriksson, 1971:7 (anti-fouling); Bassindale, 1964:39; Belyaev, 1949:901 (osmoregulation); Bishop, 1947:501; 1951:531 (introduction to Australia); Bishop et al, 1957:4; Blom, 1965:59; Blom & Nyholm, 1961:149 (settling); Bocquet-Védrine, 1962:144; Bocquet-Védrine & Parent, 1972:239 (parasitism by *Boschmaella*); Bookhout & Costlow, 1959a:212 (feeding, molting, growth); Borradaile, 1916:132; Bousfield, 1954:120; 1955a:1 (ecological control in Miramichi estuary); Brattstrom, 1957:8; Broch, 1924a:81; 1924b:203; 1927c:25; 1935:2; Bucholz, 1951:49 (larvae); Carlton & Zullo, 1969:1 (early records on Pacific coast N. America); Ciurea et al, 1933:2; Costlow, 1956:359 (shell development); 1959:177 (effect of inhibitors); Costlow & Bookhout, 1953:420 (molting and growth); 1957b:224 (body vs. shell growth); Crisp, 1953:331 (changes in orientation); 1958:483; Crisp & Southward, 1961:271 (cirral activity); Davadie, 1963:61; Doochin, 1951:15 (morphology during metamorphosis); Elofsson, 1952:47; Filatowa, 1902:379 (post-embryonic development); Fischer, 1872:432; Fischer-Piette & Prenant, 1956:11; Foster, 1970:388 (acclimation to salinity); Gordon, 1969:139 (influence of salinity); Gordon et al, 1970:461 (sodium/manganese content of shell); Graham & Gay, 1945:381 (attachment and growth); Gruvel,

- 1903b:136; 1905a:231; 1907a:105; 1912a:345; Henry, 1942:110; 1954:443 (distribution); 1973:976,992; Hiro, 1936a:61; Hoek, 1875:60; 1909:271,308; Holmes & Pryor, 1938:795; Jackson & Ross, 1971:188 (on snapping turtle); Jones & Crisp, 1954:765 (larval stages); Kauri, 1962:131 (frontal filament and nauplius eye); 1966:115 (x-organ); Kawahara, 1961:65 (differences in fouling communities); 1963b:301 (first record from Japan - Pacific side); Kolosváry, 1941a:43; 1942b:204 (as *B. i. fossilis*); 1943a:82; 1943c:129; 1951c:411; 1959:197; 1961a:78; 1962b:206; 1963a:174; 1965a:271 (fouling); 1966b:143; 1967a:388; 1967b:392; Krüger, 1927a:13; 1927b:5; 1940:464; Kühl, 1965:120; 1967b:965 (in Elbe estuary); 1968:1 (metamorphosis); Lacombe & Monteiro, 1974:633; Luther, 1950:155; MacDonald, 1951:87; Maksimov et al, 1971:1090 (factors influencing population); Mawatari, 1967:99 (fouling); Mawatari et al, 1968:24 (propagation by ships); McDermott, 1960:199 (predation); McDougall, 1943:323; Moore, 1933:969 (orientation); Moore & Frue, 1959:421 (settlement and growth); Müller, 1868:393 ("hybrid", *B. armatus*); Neu, 1932:143; 1935b:92; Newman, 1967b:1041 (physiology and behavior); Nilsson-Cantell, 1921:310; 1927b:91; 1928a:33; 1931a:110; Norris et al, 1951:444 (variability in larval stages); O'Riordan, 1967:293; Pilsbry, 1916:84(= *B. improvisus* var. *assimilis* Darwin, 1854b:250; = *B. improvisus* var. *gryphicus* Münster, 1878); Poulsen, 1935:18; Prenant & Teissier, 1923:176; Relini, 1969:173; Schäfer, 1952:241 (settling); Schwarz, 1932:437 (influence of light); Sneli, 1972:1; Southward, 1957:325; Southward & Crisp, 1963:33; Stubbings, 1967:270; Tarasov & Zevina, 1957:168; Tengstrand, 1931:108 (larvae); Tornävä, 1948:3 (alimentary canal); Utinomi, 1966:36; van Breeman, 1934:247 (biology); Visscher, 1928a:327 (attachment); 1928b:193 (fouling); Visscher & Luce, 1928:336 (reaction to light); Weiss, 1947a:56 (tolerance to copper and mercury); 1947b:240 (settlement); 1948:116 (abnormal development); Wells, 1966:84; Weltner, 1895:289; 1897:266; 1898a:441; 1898b:5; Zevina, 1963:73; Zevina & Goryn, 1971:771 (Sea of Japan); Zevina & Litvinova, 1970:172; Zullo, 1963b:12; 1966b:235.
- DISTRIBUTION: East Coast of the Americas, North Atlantic; west coast of Africa to Cape of Good Hope; Mediterranean; Black Sea; Red Sea; Northwestern coast of U.S. from Washington to San Francisco; Ecuador; Japan; Australia; Oligocene, U.S.S.R.
- Balanus maroccana* Broch, 1927:21
REFERENCES: Beach, 1972:5; Stubbings, 1967:266.
DISTRIBUTION: North Africa; 40-75m.
- Balanus oppidieboraci* Ross, 1964a:490
DISTRIBUTION: Miocene, Virginia.
- Balanus pallidus* Darwin, 1854b:240
SYNONYMY: Utinomi, 1967:206.
DIAGNOSIS: Stubbings, 1963b:15.
REFERENCES: Aurivillius 1898a:31; Barnes & Healy, 1969:51 (biometrical studies); Barnes & Klepal, 1971:83 (pedicel of penis); Bassindale, 1961:485; Broch, 1924b:202; 1927c:26; 1931:58; Darwin, 1854b:240 (as *B. amphitrite stutsburii* and *B. candidus* n. sp.); Davadie, 1963:44; Gauld, 1957:10; Gruvel, 1903b:137,143 (as *B. dybowski*); 1905a:233,257; Harding, 1962:278,281; Henry, 1954:443; 1959:192 (= *B. subalbidus* Henry, 1973); Karande, 1967:1247 (as *B. a. insignis*); Krüger, 1914:437; 1927b:13; LaCombe & Monteiro, 1974:633; Menesini, 1965:104 (as *B. pallidus stutsburii*); Moroni-Ruggieri, 1950:72; Nilsson-Cantell, 1925:28 (as *venustus*); 1931a:124; 1938a:179; 1938b:38,41 (as *B. a. insignis* n. sp.); Sandison, 1962:517 (populations on Guinea coast); 1966:363 (effect of salinity fluctuations); 1967:161 (naupliar stages); Sandison & Hill, 1966:235 (distribution in relation to salinity); Stubbings, 1959:1282 (abnormal development); 1961b:24; 1964b:338; 1965:887; 1967:277; Weltner, 1897:256; 1922:83; Zevina & Litvinova, 1970:173; Zullo, 1963b:9.
DISTRIBUTION: West coast of Africa; Northern Indian Ocean; Gulf of Siam, southwestern Australia; Gulf of Mexico, Caribbean; Argentina (Patagonia). Pliocene, Italy.
- Balanus patellaris* (Spengler), 1780:101
SYNONYMY: Utinomi, 1968b:174.
DIAGNOSIS: Nilsson-Cantell, 1929a:4.
REFERENCES: Annandale, 1907:40; Cailliaud, 1865:38; Caziot, 1921:52; Darwin, 1854b:259; Gruvel, 1903b:139; 1905a:238; Hoek, 1913:152,158; Nilsson-Cantell, 1921:328; 1938b:46; Weltner, 1897:268.
DISTRIBUTION: India to Philippines.
- Balanus playagrandensis* Weisbord, 1966:29
DISTRIBUTION: Pliocene, Venezuela.
- Balanus poecilotheca* Krüger, 1911a:48
SYNONYMY: Utinomi, 1958a:294.
DIAGNOSIS: Hiro, 1937c:435.
REFERENCES: Barnard, 1924:71; Broch, 1931:59 (as *B. amphitrite* forma *poecilosculpta*); Hiro, 1938a:303; 1939e:263; Krüger, 1911b:460; Nilsson-Cantell, 1934a:61; Pilsbry, 1916:110; Tarasov & Zevina, 1957:188; Utinomi, 1949a:22; 1962:216.
DISTRIBUTION: Japan; Formosa; Sulu Arch.; South Africa.
- Balanus reticulatus* Utinomi, 1967:216
SYNONYMY/DIAGNOSIS: Southward, 1975:11.
REFERENCES: Broch, 1922:314; 1931:58 (as *B. a. communis*); Darwin, 1854b:240 (as *B. a. communis*, in part); Henry, 1973:968; Hiro, 1938a:301 (as *B. a. communis*); Hoek, 1913:168 (as *B. a. communis*); Kolosváry, 1939b:129 (as *B. a. communis*); 1962b:205 (fossil); Mawatari, 1967:99 (as *B. a. tessellatus*); Rosell, 1973b:79 (as *B. a. amphitrite*); Southward & Crisp, 1963:43 (as *B. a. amphitrite* var.); Stubbings, 1961a:173; Utinomi, 1960:44; 1969b:51,52; 1970:356; Utinomi & Kikuchi, 1966:5 (as *B. variegatus tessellatus* nom. nov.).
DISTRIBUTION: Circumtropical fouling form.
- Balanus salaami* Nilsson-Cantell, 1932c:5
DISTRIBUTION: Dar-es-Salaam.
- Balanus subalbidus* Henry, 1973:968
DISTRIBUTION: Southeast U.S.; Gulf of Mexico and West Indies; generally in brackish water.
- Balanus suturaltus* Henry, 1973:983
DISTRIBUTION: West coast of Central America.
- Balanus uliginosis* Utinomi, 1967:202
SYNONYMY/DIAGNOSIS: Utinomi, 1957c:202.
REFERENCES: Hiro, 1938a:305; 1939e:263; Krüger, 1911a:51 (as *Balanus amphitrite niveus*); Mawatari, 1967:99 (distribution of fouling organisms); Mawatari et al, 1962:93; 1968:24 (propagation by ships); Rosell, 1973b:86 (as *B. a. krugeri*); Tarasov & Zevina, 1957:190; Utinomi 1949a:22; 1962:216; 1967:202 (new name for *B. a. krugeri* Nilsson-Cantell, 1932a:24); 1969b:52; 1970:356; Utinomi & Kikuchi, 1966:5; Zevina & Tarasov, 1963:93.
DISTRIBUTION: Southern Japan; southern Korea; China; Formosa.
- Balanus variegatus variegatus* Darwin, 1854b:241
SYNONYMY: Utinomi, 1968b:171 (includes *Balanus amphitrite malayensis* Hoek, 1913:172).
DIAGNOSIS: Harding, 1962:291.
REFERENCES: Bhatt & Bal, 1960:439; Broch, 1916:5; 1931:58; Daniel, 1955a:97 (gregariousness); 1955c:19; 1956:21 (influence of color); 1957a:305 (effect of illumination); 1957b:866 (influence of tide); Darwin, 1854b:241 (as *Balanus amphitrite* var. 8, *variegatus*); Foster, 1974:48 (as *B. amphitrite malayensis*); Gruvel, 1905a:233; 1907d:6; Hoek, 1913:172; Hutton, 1879:328; Karande, 1967:1245; 1974:229 (larval comparison with *B. amphitrite*); Karande & Palekar, 1966:143; Moore, 1944:333; Nilsson-Cantell, 1934a:60; 1934b:57; 1938b:39; Pope, 1945:362 (as *Balanus amphitrite cirratus*); Stubbings, 1963a:329; Tarasov & Zevina, 1957:183; Weltner, 1897:266; 1900:305.
DISTRIBUTION: New Zealand; Australia; Indonesia; Vietnam; Bay of Bengal.
- Balanus variegatus cirratus* Darwin, 1854b:241
SYNONYMY: Utinomi, 1967:214.

DIAGNOSIS: Harding, 1962:293.

REFERENCES: Darwin, 1854b:241 (as *Balanus amphitrite* var. 9 *cirratus*); Davadie, 1963:44; Gruvel, 1903b:137; 1905a:234; Hiro, 1938b:302; 1939e:262; Kolosváry, 1961a:78; 1961c:150; 1962d:202; 1967b:392; Mawatari, 1967:99 (distribution of fouling organisms); Nilsson-Cantell, 1921:316; 1931a:111; 1932c:5; 1934a:61; 1934b:56; 1938b:40; Pope, 1945:362; Rosell, 1973:91; Skerman, 1960:610; Stubbings, 1963a:331; Tarasov & Zevina, 1957:182, 184 (as ? *B. amphitrite vladivostokensis*); Utinomi, 1949a:22; 1962:216; 1970a:357; Utinomi & Kikuchi, 1966:6; Weltner, 1897:266; Wisely & Blick, 1964:164 (nauplii); Zevina & Tarasov, 1963:89.

DISTRIBUTION: India, Indonesia, Australia, Philippines north to Korea. Miocene, U.S.S.R.

Balanus venustus venustus Darwin, 1854b:240

SYNONYMY/DIAGNOSIS: Stubbings, 1967:280.

REFERENCES: Annandale, 1906:138; Barnes & Klepal, 1971:81 (pedicel of penis); Broch, 1924b:202 et seq.; Daniel, 1955c:21; Darwin, 1854b:240 (as *B. amphitrite* var. 2, *venustus*); Gauld, 1957:10; Gruvel, 1903b:137; 1905a:233; 1912a:346; Harding, 1962:283; Henry, 1973:976; Karande, 1967:1245; Karande & Palekar, 1966:145; Kolosváry, 1967b:392; Nilsson-Cantell, 1925:28; 1931a:110; 1938b:37; Stubbings, 1961b:29; 1961c:188; 1963b:21; 1964a:109; 1965:887; Tarasov & Zevina, 1957:189; Utinomi, 1960:46; 1969a:86; 1970:355; Weltner, 1897:265.

DISTRIBUTION: Mediterranean; west coast of Africa; South Africa; Persian Gulf; Bay of Bengal; Sea of Japan; 5-60m.

Balanus venustus modestus Darwin, 1854b:240

SYNONYMY/DIAGNOSIS: Harding, 1962:287.

REFERENCES: Darwin, 1854b:240 (as *B. amphitrite* var. 5, *modestus*); Gruvel, 1905a:233; Weltner, 1897:266.

DISTRIBUTION: West Indies; Gulf Coast from Florida to Texas.

Balanus venustus niveus Darwin, 1854b:240

SYNONYMY: Zullo, 1966b:232.

DIAGNOSIS: Harding, 1962:286.

REFERENCES: Barnes & Klepal, 1971:81 (pedicel of penis); Bernard & Lane, 1961:438 (absorption, excretion); 1962:19 (early settlement and metamorphosis); Bousfield, 1954:122; Costlow & Bookhout, 1956:107; Darwin, 1854b:240 (as *B. amphitrite* var. 4, *niveus*); Dawson, 1957:1068 (fouling of shrimp); deOliveira, 1941:19 (= *B. citerosum* Henry, 1973, in part); Doochin, 1951:15 (attachment and metamorphosis); Driscoll, 1968:27; Eldred, 1962:203 (fouling of shrimp); Fowler, 1912:pl. 46; Gruvel, 1903b:137; 1905a:224 (as *Balanus armatus*), 233; 1907d:6; 1909b:25; Henry, 1954:443 (distribution); 1959:193; Hiro, 1939e:263 (see *B. uliginosis*); Kolosváry, 1943a:84; 1961a:78; 1961c:150; 1962d:202; 1967b:312; Krüger, 1911a:51; 1911b:460; Lanchester, 1902:369; Matsui et al, 1964:144; McDougall, 1943:354; Müller, 1867:329 (as *Balanus armatus*); Nilsson-Cantell, 1921:318; 1925:31; 1928a:33; 1931a:111; 1938b:39; 1939a:4; 1957:10; Pearse, 1947:326 (on *Limulus*); Pilsbry, 1916:92; 1953:25; Ross, 1962:14; Smith, 1946:51 (effect of water currents); Stubbings, 1964b:340; 1967:268; Tarasov & Zevina, 1957:168; Utinomi, 1969a:87; Wells, 1966:85; Weltner, 1895:289 (as *Balanus armatus*); 1897:265, 267; 1922:83; Zevina & Litvinova, 1970:174; Zullo, 1963b:12.

DISTRIBUTION: Western Atlantic, Cape Cod to Brazil; Mediterranean; west and south Africa; Madagascar; Red Sea; Persian Gulf; to 55m. Miocene, U.S.S.R.; Pliocene, Florida.

Balanus venustus obscurus Darwin, 1854b:241

SYNONYMY/DIAGNOSIS: Harding, 1962:289.

REFERENCES: Barnard, 1924:70; Darwin, 1854b:241 (as *B. amphitrite* var. 7, *obscurus*); Davadie, 1963:44; Gruvel, 1905a:233; Lanchester, 1902:369; Wells, 1966:85; Weltner, 1897:266.

DISTRIBUTION: Caribbean; South Africa.

Genus *Tetrabalanus* Cornwall, 1941

Tetrabalanus polygenus Cornwall, 1941:228

SYNONYMY/DIAGNOSIS: Zullo, 1969d:2.

REFERENCES: Henry, 1973:983,992.

DISTRIBUTION: Ecuador; Costa Rica; prefers estuarine conditions.

Group of *Balanus trigonus*

Balanus alatus Hoek, 1913:175

REFERENCE: Pilsbry, 1916:110.

DISTRIBUTION: Sulu Arch.; 50-564m.

Balanus calidus Pilsbry, 1916:118

SYNONYMY: Zullo, 1966b:235.

DIAGNOSIS: Pilsbry, 1916:118.

REFERENCES: Daniel, 1955c:21; Darwin, 1954b:225; DePalma, 1963:19 (fouling); Henry, 1954:443; Hulings, 1961:215; Karande, 1966:146; 1967:1245; Kolosváry, 1943a:87; 1962a:85; 1967b:391; Nilsson-Cantell, 1939a:6; Ross et al, 1964:312; Wells, 1966:83; Wells & Richards, 1962:586; Wells, Wells & Gray, 1964:561.

DISTRIBUTION: North Carolina; Gulf of Mexico; West Indies; 27-64m. Oligocene, Bulgaria. Pleistocene: northern Columbia and Cape Hatteras. ✓

Balanus calidus nonstriatus Kolosváry, 1941a:41

DISTRIBUTION: Gulf of California.

Balanus curvirostratus Menesini, 1968c:619

DISTRIBUTION: Pliocene, Italy.

Balanus darwinii Seguenza 1876:453

REFERENCES: Seguenza, 1876:455 (var. *calabrus*); Davadie, 1953:99; Davadie-Suaudeau, 1952:29; Withers, 1953:62.

DISTRIBUTION: Tertiary, Italy.

Balanus kanakoffi Zullo, 1969a:7

DISTRIBUTION: Pliocene, California.

Balanus laevis Brugiere, 1789:164

SYNONYMY: Nilsson-Cantell, 1921:321.

DIAGNOSIS: Pilsbry, 1916:120.

REFERENCES: Barnes & Klepal, 1971:83 (pedicel of penis); Cailliaud, 1865:38; Darwin, 1854b:227; Davadie, 1963:36; Gruvel, 1905a:228; Hoek, 1883:150; 1907:4; Kolosváry, 1941e:1 (as *B. laevis nonsulcatus* n. sp.); 1943a:87; 1955:184; 1959:198; 1960:590; Miers, 1881:79; Newman & Ross, 1971:174; Nilsson-Cantell, 1930c:254; 1931a:112; 1939b:237; 1957:18; Ortmann, 1902:254 (probably includes *B. apertus* Philippi 1887:224); Weltner, 1895:291; 1897:263; 1898b:5; 1900:305; Zevina & Kurshakova, 1973:183.

DISTRIBUTION: Argentina to Tierra del Fuego; Falkland Islands to Peru; tidal to 275m. Miocene of Europe and North Africa; Pleistocene of South America.

Balanus laevis coquimbensis Sowerby (in Darwin), 1846:264

SYNONYMY/DIAGNOSIS: Pilsbry, 1916:122.

REFERENCES: Darwin, 1854b:227; 1897:623; Newman & Ross, 1971:175; Phillipi, 1887:224; Weltner, 1897:263.

DISTRIBUTION: Straits of Magellan to Coquimbo, Chile. Pleistocene, Coquimbo.

Balanus laevis fossilis Kolosváry, 1950b:3

DISTRIBUTION: Miocene, Hungary.

Balanus laevis nitidus Darwin, 1854b:227

SYNONYMY/DIAGNOSIS: Pilsbry, 1916:122.

REFERENCES: Davadie, 1963:37; Davadie-Suaudeau, 1952:26; Gruvel, 1903b:136; 1905a:228; Kolosváry, 1940a:91; Newman & Ross, 1971:175; Nilsson-Cantell, 1957:19; Weltner, 1887:101.

DISTRIBUTION: Straits of Magellan to Callao, Peru. Miocene, Algeria.

Balanus laguaiensis Weisbord, 1966:18

DISTRIBUTION: Pliocene, Venezuela.

Balanus leonensis Weisbord, 1966:43

DISTRIBUTION: Miocene, Florida.

Balanus minutus Hoek, 1913:177

SYNONYMY/DIAGNOSIS: Hoek, 1913:177.

REFERENCES: Broch, 1922:317; Nilsson-Cantell, 1925:31; Pilsbry, 1916:78; Utinomi, 1968b:173.

DISTRIBUTION: Sulu Is.; Bonin Is.; Singapore; 28-146m.

- Balanus ochlockoneensis* Weisbord, 1966:46
DISTRIBUTION: Miocene, Florida.
- Balanus parkeri* Zullo, 1967c:1
DISTRIBUTION: Gulf of California; 25-36m.
- Balanus poecilus* Darwin, 1854b:246
SYNONYMY/DIAGNOSIS: Henry, 1960:142.
REFERENCES: Gruvel, 1905a:229; Nilsson-Cantell, 1957:3; Pilsbry, 1916:110; Weltner, 1895:289; 1897:266; 1898b:9.
DISTRIBUTION: Gulf of California and western coast of South America.
- Balanus provisoricus* Kolosváry, 1961:101
DISTRIBUTION: Miocene, SSSR.
- Balanus spongicola* Brown, 1844:121
SYNONYMY/DIAGNOSIS: Stubbings, 1963b:22.
REFERENCES: Barnard, 1924:69; Broch, 1927c:23 (as *Balanus dollfusi* n. sp.); Crisp & Southward, 1961:271 (cirral activity); Darwin, 1854a:16; 1854b:225; Davadie, 1964:49; deAlessandri, 1895:275; 1906:290; 1907b:277; Gruvel, 1903b:136; 1905a:225; 1907b:164; 1909b:25; 1920:..
Hoek, 1875:59; 1909:271; Kolosváry, 1943a:87; 1947a:65; 1951c:412; Krüger, 1940:464; Menesini, 1965:106; 1966:115; 1967b:220; 1972:40; Nilsson-Cantell, 1927a:784; 1938a:180; 1939c:93; O'Riordan, 1967:294; Pilsbry, 1916:115; Relini, 1969:171; Seguenza, 1876:288; Southward & Crisp, 1963:30; Stebbing, 1910:568; Stubbings, 1961b:32; 1961c:188; 1964b:327 (as *B. dollfusi* Broch); Weltner, 1897:263; Withers, 1953:61; Zullo, 1966b:235.
DISTRIBUTION: Southwestern England; Portugal; Madeira; Azores; West and South Africa; Indian Ocean. Oligocene to Pleistocene, Mediterranean Basin; Pliocene, England.
- Balanus spongicola pliocenicus* Seguenza, 1876:443
DISTRIBUTION: Tertiary, Italy.
- Balanus trigonus* Darwin, 1854b:223
SYNONYMY/DIAGNOSIS: Pilsbry, 1916:111 (includes *B. armatus* Müller, 1868:393).
REFERENCES: Barnard, 1924:68; Barnes & Klepal, 1971:83 (pedicel of penis); Broch, 1922:320; 1924b:202; 1931:60; 1935:1; 1947:6; Chilton, 1920:53; Cornwall, 1928:11; 1958:81; Cornwall, in Steinbeck & Ricketts, 1941:431, 433; Davadie, 1963:58; Dawydoff, 1952:128; Day & Morgans, 1956:303; deOliviera, 1941:15; Foster, 1967a:82; 1967b:33 (early stages); Freiburger & Cologer, 1966:881 (laboratory rearing); Gordon, 1970:86; Gruvel, 1903b:136; 1905a:223; 1907a:105; 1907b:164; 1909b:25; 1912a:345,350; Guiler, 1952:20; Henry, 1941:104; 1942:127; 1943:369; 1954:443; 1960:139; Hirano, 1953:139 (rearing and metamorphosis); Hirano & Okushi, 1952:639 (attachment and growth rates); Hiro, 1932a:551; 1937c:439; 1938b:473 (on *Macrocheira kaempferi*); 1939e:263; 1939f:210; Hoek, 1883:149; 1913:152; Hutton, 1879:330; Jennings, 1918:61; Kawahara, 1961:65; 1962:27; 1963a:391; 1965:319 (fouling); Kolosváry, 1941d:210; 1943a:86; 1947a:65; 1951c:411; 1955:184; 1959:197; 1963a:173; 1963b:175; 1967b:392; Krüger, 1911a:49; 1911b:460; 1940:468; Lacombe & Monteiro, 1974:633; Luckens, 1970c:510; Matsuda, 1973:41; Mawatari, 1967:99 (distribution of fouling organisms); Mawatari et al, 1962:93 (water conduit fouling); Millard, 1950:266; Moore & McPherson, 1963:418; Moore, 1944:333; Nilsson-Cantell, 1921:319; 1927a:784; 1928a:34; 1931a:111; 1938a:180; 1938b:13; 1939a:5; 1939c:93; 1957:10; Ortmann, 1902:252; Pilsbry, 1909:70; 1916:111; Pope, 1945:361; Relini, 1962:1; 1964:405; 1966:179; 1968a:219; 1968b:186; 1969:173; Relini & Giordano, 1969:251 (settlement); Resig, 1969:20; Ritz & Foster, 1968:551 (temperature responses); Ross, 1962:22; 1964a:490; 1964b:271; Ross et al, 1964:313; Sandison, 1954:81; Skerman, 1960:610 (predation of); Stubbings, 1936:41; 1940:390; 1961b:31; 1963c:188; 1963b:21; 1964a:109; 1964b:341; 1965:890; 1967:267; Tarasov & Zevina, 1957:166; Utinomi, 1949a:22; 1950:63; 1958a:294; 1962:216; 1968b:173; 1969a:88; 1969b:52; 1970:357; Utinomi & Kikuchi, 1966:6; Weisbord, 1966:20 (cf. *trigonus*); Wells, 1966:83; Wells et al, 1964:567; Weltner, 1897:262; 1900:307; 1922:85; Werner, 1967:64 (distribution and ecology); Wisely & Blick, 1964:164 (larvae); Withers, 1924:33; 1953:74 et seq.; Zevina & Litvinova, 1970:174; Zullo, 1963a:122 (*B. aethiops* Philippi, 1887:224 probably *B. trigonus*).
DISTRIBUTION: Cosmopolitan in warm seas; distribution for the most part natural. Miocene; Europe, Africa and North America; Pliocene, Italy and Red Sea; Pleistocene Hawaii.
- Group of *Balanus perforatus*
- Balanus hystrix* Hoek, 1913:218
REFERENCE: Pilsbry, 1916:78.
DISTRIBUTION: Sunda I.; 40m.
- Balanus obliquus* Ross, 1964a:486
DISTRIBUTION: Miocene, Virginia.
- Balanus pacificus* Pilsbry, 1916:104 (= *Balanus concavus pacificus*)
SYNONYMY: Ross, 1962:16; 1964a:489.
DIAGNOSIS: Pilsbry, 1916:104.
REFERENCES: Booloottan, 1964:185 (on *Dendraster excentricus*); Cornwall, in Steinbeck & Ricketts, 1941:432; Cornwall, 1951:328; 1956:647; 1958:84; 1959:406; 1962:625; Darwin, 1854b:235 (in part, figs. 4a-c); Davadie, 1963:52; Giltay, 1934:1 (on *Dendraster*); Henry, 1942:104; 1943:367; 1959:200; 1960:146; Hertlein, 1934:61; Kolosváry, 1955:185; Merrill & Hobson, 1970:595 (on *Dendraster excentricus*); Nilsson-Cantell, 1957:6; Orcutt, 1921:24; Pilsbry, 1907d:199 (as *B. concavus* - recent, Point Loma); 1909:67 (as *B. concavus* - fossil, Peru); Weltner, 1895:291 and 1897:261 (as *Balanus tintinnabulum occator*); Zullo, 1969a:10.
DISTRIBUTION: South of San Francisco to Chile. Pliocene of California; Pleistocene of Magdalena Is.; fossil, Peru.
- Balanus pacificus brevicar* Ross, 1964a:488
REFERENCE: Pilsbry, 1916:107,337 (as *Balanus concavus pacificus* forma *brevicar*); Ross, 1964a:488.
DISTRIBUTION: Newport, California.
- Balanus pacificus prebrevicar* Ross, 1964a:488
DISTRIBUTION: Miocene, Virginia.
- Balanus perforatus* Brugiere, 1789:167
SYNONYMY/DIAGNOSIS: Pilsbry, 1916:123.
REFERENCES: Austin et al, 1958:497 (chromosome numbers); Barnes & Barnes, 1965a:391 (variation in egg and nauplius size); 1966a:83 (ecological and zoogeographical observations); 1968a:146 (variation in egg production); 1974:197 (embryonic development and salinity); Barnes & Crisp, 1956:636 (self-fertilization); Barnes & Klepal, 1971:83 (pedicel of penis); Barnes et al, 1970:70 (behavior on impaction); 1971:173 (spermatozoa); 1972:191; Bassindale, 1964:37; Bishop et al, 1957:9; Bocquet-Védrine & Pochon-Masson, 1969:595 (spermiogenesis); Cailliaud, 1865:38; Caziot, 1921:52; Ciurea et al, 1933:7, 16; Crisp, 1964a:181, et seq. (effects of severe winter); Crisp & Patel, 1958:1078 (relationship between breeding and ecdysis); Crisp & Southward, 1961:271 (cirral activity); Daniel, 1955c:22; Darwin, 1954b:231; Davadie, 1963:38; Davadie-Suaudeau, 1952:20; deAlessandri, 1895:279; 1907b:278; Ephrusi, 1922:141 (spermatozoa); Fischer, 1872:432; Fischer-Piette & Prenant, 1956:16; Grasse & Tuzet, 1928:1543 (spermatozoa); 1932:9 (spermatozoa); Groom, 1894a:119 (early development); 1894b:81 (life history); Groom & Loeb, 1890:160 (naupliar behavior); Gruvel, 1905a:230; 1907d:6; 1912a:345; Hoek, 1909:271,283; 1913:158; Knight-Jones, 1953:585 (gregariousness); Kolosváry, 1943a:88; 1944:33; 1947a:14; 1947d:425; 1951b:292; 1951c:411; 1955:184; 1960a:591; 1963a:173,175; 1967b:392; Krüger, 1940:464; LeReste, 1965:64 (larva); Lochhead, 1936:429 (feeding mechanism of nauplius); Menesini, 1965:95; 1967b:217; Moore, 1936:703; Moyses, 1960:120; Munn & Barnes, 1970b:261 (fine structure of spermatozoa); Nilsson-Cantell, 1931a:112; Norris & Crisp, 1953:393 (distribution and planktonic

- stages); Norris et al, 1951:444 (variability in larval stages); O'Riordan, 1967:292; Patel & Crisp, 1960b:104 (rates of development of embryos); Prenant & Teissier, 1923:173; Pochon-Masson, et al 1969-1970:205; Relini, 1964:404; 1966:179 (fouling); 1968b:185; 1969:171; Relini & Giordano, 1969:251 (vertical distribution); Riedl, 1963:258; Seguenza, 1876:293; Southward, 1955a:1124 (feeding); 1955b:403 (cirral activity and temperature); 1963:798 (hemoglobin); Southward & Crisp, 1963:29; Stubbings, 1963b:30; 1964b:342; 1967:268; Tarasov & Zevina, 1957:193; Taylor, 1970:211 (frontolateral horns and glands); Weltner, 1898b:12; Withers, 1953:57 et seq.; Zevina, 1963:72.
- DISTRIBUTION: Great Britain; France; Spain; Mediterranean; Black Sea; northwestern coast of Africa. Oligocene-Pleistocene, Europe and Africa.
- Balanus perforatus altavellensis* Seguenza, 1876:446
DISTRIBUTION: Tertiary, Italy.
- Balanus perforatus angustus* (Gmelin), 1789
SYNONYMY: Darwin, 1845b:231.
DIAGNOSIS: Davadie, 1963:39.
REFERENCES: Broch, 1924b:204; 1927b:22; 1935:2; Gruvel, 1903b:136; 1905a:230; Kolosváry, 1942d:149; Nilsson-Cantell, 1931a:112; 1938a:180.
DISTRIBUTION: Great Britain; France; Spain; Mediterranean coast of Africa; Indian Ocean.
- Balanus perforatus chordatus* Menesini, 1966:113
DISTRIBUTION: Miocene, Italy.
- Balanus perforatus cranchii* (Leach), 1818:pl. 57
SYNONYMY: Darwin, 1854b:231.
DIAGNOSIS: Davadie, 1963:39.
REFERENCES: Brown, 1844:121; Gruvel, 1905a:230; Menesini, 1965:101; Pilsbry, 1916:125; Weltner, 1897:264.
DISTRIBUTION: Pleistocene, Italy.
- Balanus perforatus fistulosus* (Poli), 1791:22
SYNONYMY: Darwin, 1854b:231.
DIAGNOSIS: Gruvel, 1905a:230.
REFERENCES: Broch, 1927c:23; Nilsson-Cantell, 1931a:112; Vivi, 1938:111 (digestive tract); Weltner, 1897:264.
DISTRIBUTION: Denmark; Morocco; Canary Is.
- Balanus perforatus mirabilis* Darwin, 1854b:232
SYNONYMY/DIAGNOSIS: Darwin, 1854b:231.
REFERENCES: Gruvel, 1905a:230; Pilsbry, 1916:125; Weltner, 1897:254.
DISTRIBUTION: Rochelle, France.
- Genus *Megabalanus* Hoek, 1913
- Megabalanus ajax* (Darwin), 1854b:214
SYNONYMY/DIAGNOSIS: Nilsson-Cantell, 1938b:34.
REFERENCES: Fischer, 1884:357; Gruvel, 1903b:126; 1905a:214; 1907b:164; 1909b:25; 1912a:350; Hoek, 1913:151; Kolosváry, 1956:189; 1959:197; Krüger, 1940:464; Pilsbry, 1916:74; Weltner, 1897:262.
DISTRIBUTION: Indian Ocean; Philippines; Solomon Is.; New Caledonia; Japan. Miocene, Hungary.
- Megabalanus algicola* (Pilsbry), 1916:72
SYNONYMY: Utinomi, 1968b:170.
DIAGNOSIS: Pilsbry, 1916:72.
REFERENCES: Barnard, 1924:67 (includes var. *costatus*); Barnes & Barnes, 1965a:391 (variation in egg and nauplius size); Barnes & Klepal, 1971:81 (pedicel of penis); Dakin et al, 1948:176; Kolosváry, 1941a:43 (as *B. algicola algicola*, S. Africa; as *B. algicola japonica*, n. subsp. Japan); 1943a:80; 1947c:424 (as *B. algicola* forma *typica*, Pacific; as *B. algicola* forma *novarae* n.f., Pacific); Krüger, 1940:466; Millard, 1950:266; Nilsson-Cantell, 1939b:236; Ritz & Foster, 1968:553 (temperature response); Sandison, 1954:80 (nauplii).
DISTRIBUTION: South Africa; found elsewhere on ships (Allen, 1953).
- Megabalanus antillensis* (Pilsbry), 1916:63
SYNONYMY/DIAGNOSIS: Pilsbry, 1916:63.
REFERENCES: DePalma, 1963:15 (fouling); de Oliveira, 1941:14; Krüger, 1940:471; Lacombe & Monteiro, 1974:633; Nilsson-Cantell, 1928a:31; 1931a:109; 1939a:3; Pilsbry, 1927:38; 1953:24; Ross, 1968:18; Weisbord, 1966:13; Wells, Wells & Gray, 1964:567.
DISTRIBUTION: North Carolina to Rio de Janeiro.
- Megabalanus azoricus* (Pilsbry), 1916:62
REFERENCE: Stubbings, 1967:265.
DISTRIBUTION: Azores.
- Megabalanus californicus* (Pilsbry), 1916:65
SYNONYMY: Ross, 1962:10.
DIAGNOSIS: Henry, 1942:118.
REFERENCE: Aleem, 1957:51; Barnes & Klepal, 1971:79 (pedicel of penis); Booloottian, 1958:91; Broch, 1922:310; Bruff, 1946:234; Coe, 1932:63; Coe & Allen, 1937:126; Cornwall, 1951:324; 1959:405; Graham & Gay, 1945:382; Henry, 1943:367; 1960:138; Hewatt, 1946:194; Hughes, 1914:212; Johnson & Snook, 1927:264; Kanakoff & Emerson, 1959:20; Merrill & Hobson, 1970:613; Rasmussen in Shelford, 1935:306; Willett, 1937:383; Zullo, 1968:1.
DISTRIBUTION: Monterey Bay to Cape San Lucas, Baja California; Guaymas, Mexico. Plio-Pleistocene of California and Baja California.
- Megabalanus campbelli* (Filhol), 1885:487
SYNONYMY: Foster, 1967a:82.
DIAGNOSIS: Broch, 1922:310.
REFERENCES: Chilton, 1909:607; Gruvel, 1903b:128; 1905a:214; Krüger, 1940:464; Linzey, 1942b:3; Pilsbry, 1916:54; Weltner, 1897:276; 1900:305; Withers, 1924:27.
DISTRIBUTION: Campbell I.; Otago Peninsula, New Zealand.
- Megabalanus clippertonensis* (Zullo), 1969c:501
DISTRIBUTION: Clipperton I.
- Megabalanus coccopoma* (Darwin), 1854b:196
SYNONYMY: Ross, 1962:9.
DIAGNOSIS: Henry, 1942:120.
REFERENCES: Broch, 1922:310; Davadie, 1963:26; Gruvel, 1903b:126; 1905a:212; Henry, 1941:102; 1973:983; Jordan & Hertlein, 1926:420; Kolosváry, 1943a:79; Krüger, 1940:472; Lacombe & Monteiro, 1974:633; Nilsson-Cantell, 1931a:109; Pilsbry, 1916:68; Weltner, 1897:260.
DISTRIBUTION: Mazatlan, Mexico to Panama; Rio de Janeiro; Mauritius; China; New Caledonia. Pliocene, Baja California.
- Megabalanus concinnus* (Darwin), 1854b:196
SYNONYMY/DIAGNOSIS: Pilsbry, 1916:69.
REFERENCES: Barnes & Klepal, 1971:81 (pedicel of penis); Broch, 1931:56; Foster, 1967a:81; Gruvel, 1903b:126; 1905a:213; Hiro, 1936a:60 (commensalism); Jennings, 1918:61; Kolosváry, 1943a:79; Moore, 1944:333; Nilsson-Cantell, 1957:7; Stubbings, 1967:265; Weltner, 1897:260.
DISTRIBUTION: West coast of South America.
- Megabalanus costatus* (Hoek), 1913:165
DISTRIBUTION: Hull of "Siboga."
- Megabalanus crispatus* (Schroter), Darwin, 1854b:195
SYNONYMY/DIAGNOSIS: Pilsbry, 1916:60.
REFERENCES: Barnes & Klepal, 1971:81 (pedicel of penis); Gruvel, 1903b:212; Stubbings, 1967:265; Weltner, 1897:261.
DISTRIBUTION: La Rochelle, Senegal; East Indies; on ships.
- Megabalanus cylindricus* (Gmelin), 1780:3213
SYNONYMY: Holthuis & Sivertsen, 1967:44 (includes *B. capensis* Ellis, 1758 and *B. maxillaris* Gronovius, 1763).
DIAGNOSIS: Darwin, 1854b:209.
REFERENCES: Barnard, 1924:67; Davadie, 1963:33; Gruvel, 1903b:129; 1905a:218; Kolosváry, 1943a:90; 1943b:121; Krüger, 1940:466; Nilsson-Cantell, 1925:28; 1930c:254; 1939b:237; 1939c:93; Pilsbry, 1916:77; Ritz & Foster, 1968:533 (temperature response); Sandison, 1954:90 (nauplii); Stebbing, 1910:568; Stubbings, 1967:267; Weltner, 1887:101; 1897:261.
DISTRIBUTION: South Africa.
- Megabalanus decorus* (Darwin), 1854b:212
SYNONYMY/DIAGNOSIS: Newman & Ross, 1971:176.

- REFERENCES: Barnes & Klepal, 1971:81 (pedicel of penis); Broch, 1931:57; Chilton, 1909:607; 1911:311; Cornwall, 1959:401 (as *Balanus concavus pacificus*); 1960:831; Filhol, 1885:486; Foster, 1967a:81; Hutton, 1879:328; Gruvel, 1903b:126; 1905a:214; Jennings, 1918:60; Krüger, 1940:464; Linzey, 1942a:279; 1942b:1 (appendages); Monod & Dollfus, 1932:71; Moore, 1944:333; Nilsson-Cantell, 1927a:784; Pilsbry, 1916:77; Skerman, 1958:224 (fouling); Weltner, 1897:261; 1899a:443; 1900:307; Withers, 1924:25.
- DISTRIBUTION: New Zealand, including Kermadec Is., Chatham I., Auckland Is.; sublittoral to 51m. Miocene and Pliocene, New Zealand.
- Megabalanus dollfusii* (de Alessandri), 1907b:275
DISTRIBUTION: Upper Miocene, France.
- Megabalanus dorbignii* (Chenu), 1843
SYNONYMY/DIAGNOSIS: Darwin, 1854b:196.
REFERENCES: Gruvel, 1903b:126; 1905a:213; Pilsbry, 1916:71; Weltner, 1897:261.
DISTRIBUTION: On ship from Java.
- Megabalanus galapaganus* (Pilsbry), 1916:70
REFERENCE: Hedgpeth, 1969:11 (as *B. tintinnabulum*).
DISTRIBUTION: Galapagos Is.
- Megabalanus giganteum* (Kolosváry), 1949:190
DISTRIBUTION: Miocene, Hungary.
- Megabalanus honti* (Kolosváry), 1950b:1
DISTRIBUTION: Miocene, Hungary.
- Megabalanus hungaricus* (Kolosváry), 1941:282
DISTRIBUTION: Miocene, Hungary.
- Megabalanus intermedius* (Darwin), 1854b:196
SYNONYMY/DIAGNOSIS: Darwin, 1854b:196.
REFERENCES: Gruvel, 1905a:213; Pilsbry, 1916:71; Weltner, 1897:261.
DISTRIBUTION: ?Peru (Weltner).
- Megabalanus isolde* (Holthius & Sivertsen), 1967:41
REFERENCE: Nilsson-Cantell, 1939b:237 (as *B. maxillaris*).
DISTRIBUTION: Tristan da Cunha.
- Megabalanus javanicus* (Withers), 1923:282
DISTRIBUTION: Miocene, Java.
- Megabalanus krakatauensis* (Nilsson-Cantell), 1934b:53
REFERENCE: Krüger, 1940:464.
DISTRIBUTION: Krakatau, Sunda Strait.
- Megabalanus leganyii* (Kolosváry), 1950:2
DISTRIBUTION: Miocene, Hungary.
- Megabalanus multiseptatus* (Ross), 1964a:485
DISTRIBUTION: Miocene, Virginia.
- Megabalanus nigrescens* (Lamarck), 1818:391
SYNONYMY: Darwin, 1854b:210.
DIAGNOSIS: Pope, 1945:361.
REFERENCES: Barnes & Klepal, 1971:84 (pedicel of penis); Cornwall, 1960:829; Dakin et al, 1948:176; Davadie, 1963:32; Endean et al, 1956:88 (ecology and distribution); Gruvel, 1903b:129; 1905a:218; Kolosváry, 1943a:81; Krüger, 1914:429; 1927a:13; 1940:464; Stubbings, 1967:266; Weltner, 1897:241; Womersley & Edmonds, 1958:232 (ecology).
DISTRIBUTION: Australia; elsewhere on ships.
- Megabalanus occator* (Darwin), 1854b:196
SYNONYMY: Hiro, 1939e:260.
DIAGNOSIS: Kolosváry, 1950a:290.
REFERENCES: Borradaile, 1900:799; Foster, 1974:46; Gruvel, 1905a:213; Kolosváry, 1943a:78; Krüger, 1940:471; Nilsson-Cantell, 1938b:34; 1957:6; Nomura, 1938:87; Pilsbry, 1916:59; Utinomi, 1949a:25; 1954:22; Weltner, 1895:291; 1897:261; Zevina & Tarasov, 1963:88.
DISTRIBUTION: Indian Ocean; Indonesia; Fiji; Philippines; Formosa; Bonin Is. Pliocene, Ryukyu Is.
- Megabalanus peninsularis* (Pilsbry), 1916:66
SYNONYMY/DIAGNOSIS: Pilsbry, 1916:66.
REFERENCES: Henry, 1941:102; 1942:127; 1943:367; 1960:146; Kolosváry, 1943a:78; Nilsson-Cantell, 1927a:783 (= *M. volcano*).
DISTRIBUTION: Cape San Lucas, Baja California; Acapulco, Mexico.
- Megabalanus plicatus* (Hoek), 1913:165
DISTRIBUTION: Hull of "Siboga."
- Megabalanus psittacus* (Molina), 1782
SYNONYMY/DIAGNOSIS: Pilsbry, 1916:75.
REFERENCES: Bahamonde, 1958:214; Chapman, 1914:53, 67; Darwin, 1854b:207; Gruvel, 1903b:129; 1904:103; 1905a:217; 1905b:328; 1906a:270; 1907d:1; Henry, 1960:138; Kolosváry, 1941a:41; 1942c:139; 1943a:80; 1943b:121; 1955:185; 1967b:393; Lacombe, 1970:164 (cement glands); Menesini, 1967a:47; Nilsson-Cantell, 1929b:489 (mouthparts); 1931a:109; 1957:7; Ortmann, 1902:249; Phillipi, 1887:223; Pilsbry, 1909:66; Tournouér, 1903:471; Vayssiere, 1905:161; Weltner, 1895:291; 1897:261; 1898b:5; 1900:305; Zevina & Kurshakova, 1973:183.
DISTRIBUTION: Chile and Peru; Juan Fernandez Is.; Straits of Magellan; Southern Argentina. Plio-Pleistocene, Chile.
- Megabalanus psittacus chilensis* (Menesini), 1967:47 (*nomen nudum*)
- Megabalanus rosa* (Pilsbry), 1916:61
SYNONYMY/DIAGNOSIS: Yamaguchi, 1973:130.
REFERENCES: Broch, 1931:56; Hirano, 1953:139 (rearing and metamorphosis); Hiro, 1932a:549; 1937c:431; 1939f:208; Kawahara (marine fouling communities), 1962:27; 1963a:395; 1965:319; Kolosváry, 1943a:79; Krüger, 1940:471; Mawatari, 1967:99 (distribution of fouling organisms); Mawatari et al, 1962:93 (fouling); 1963:101 (growth rate, fouling); Nilsson-Cantell, 1931a:109; 1932b:16; Tarasov & Zevina, 1957:164; Utinomi, 1949a:21; 1950:63; 1958a:294; 1962:215; 1969b:51; 1970:349; Utinomi & Kikuchi, 1966:5; Yamaguchi, 1971:124.
DISTRIBUTION: Japan, Formosa. Pleistocene, Japan.
- Megabalanus seguenzai* (de Alessandri), 1895:277
DISTRIBUTION: Pliocene, Italy.
- Megabalanus spinosus* (Gmelin), 1791:3213
SYNONYMY: Stubbings, 1967:265.
DIAGNOSIS: Stubbings, 1961c:184.
REFERENCES: Darwin, 1854b:196; Gruvel, 1903b:126; 1905a:212; Kolosváry, 1943a:78; Lacombe & Monteiro, 1974:633; Nilsson-Cantell, 1931a:109; 1938b:13; Pilsbry, 1916:58; Weltner, 1897:260.
DISTRIBUTION: Islands in the South Atlantic: St. Helena, São Tome, Principe, Annobon; Rio de Janeiro.
- Megabalanus stultus* (Darwin), 1854b:216
SYNONYMY/DIAGNOSIS: Ross, 1968:14.
REFERENCES: Gruvel, 1905a:221; Henry, 1954:443; Kolosváry, 1966:69 (as *Balanus stultus* forma *morycouvae*); 1967b:393; Nilsson-Cantell, 1929a:1; 1939a:3; Pilsbry, 1916:235; 1927:38 (as *Tetraclita radiata*); 1953:25; Weltner, 1897:262.
DISTRIBUTION: Florida and Caribbean; on *Millipora*.
- Megabalanus tanagrae* (Pilsbry), 1928:311
REFERENCE: Gordon, 1971:83.
DISTRIBUTION: Hawaiian Is.
- Megabalanus tintinnabulum* (Linnaeus), 1758:668
SYNONYMY: Darwin, 1854b:194 (includes pre-Darwin references).
DIAGNOSIS: Pilsbry, 1916:55.
REFERENCES: Annandale, 1906:147; 1911:1170 (growth rate); Barnard, 1924:66; Barnes & Klepal, 1971:79 (pedicel of penis); Booloottian, 1958:91 (attached to echinoid); Borradaile, 1903:441; Brocchi, 1814:597; Broch, 1924b:203; 1927c:20; 1927d:133; 1931:56; Bruntz, 1902:987 (excretion); Caillaud, 1865:36; Caziot, 1921:51; Chilton, 1911:132; Cole & Addison, 1931:72 (stimulation by alcohols); Cole, 1932b:143 (sensitivity of cirri); Daniel, 1952:261 (respiratory mechanism); 1955a:99 (gregarious attraction); 1955c:17; 1956:21 (influence of color on settlement); 1957a:305 (effect of illumination on settlement); Daniel, 1957b:866 (influence of stage of tide); Darwin, 1854a:13; Davadie, 1952:26; 1963:26; Dawydoff, 1952:128; de Alessandri, 1895:270; 1906:285; 1907b:270; de Oliveira, 1941:11; 1947:720; Foster, 1967a:81; Gauld, 1957:10; Gruvel, 1893a:405 (shell growth and structure);

- 1903b:125; 1905a:211; 1909b:25; 1912a:345,350; Gwilliam, 1965:244 (photoreceptor response); Hart, 1967:1 (chromosomes); Hiro, 1937b:51; 1939a:128; 1939e:258; Hoek, 1883:147; Karande, 1967:1245; Karande & Palekar, 1966:142; Kolosváry, 1943a:77; 1947a:12; 1947c:424; 1947d:425; 1951b:291; 1951c:411; 1959:197; 1960:590; 1961c:149; 1967b:393; Krüger, 1911a:47; 1911b:460; 1940:464; Lacombe, 1966:1 (cement glands); 1967:1; 1968:1; Lacombe & Ligouri, 1969:170; Lacombe & Monteiro, 1974:633; Menesini, 1966:104; Moore, 1944:333; Morch, 1852:67; Nilsson-Cantell, 1931a:119; 1938a:179; 1938b:33; 1939c:92; 1957:10; O'Riordan, 1967:291; Rao & Ganapati, 1969:193; Relini, 1969:170; Riedl, 1963:258; Seguenza, 1876:438; Stubbings, 1910:567; Stubbings, 1936:40; 1961b:20; 1961c:183; 1963b:13; 1964a:108; 1964b:336; 1965:885; 1967:263; Tarasov & Zevina, 1957:163; Visscher, 1928b:193 (fouling); Withers, 1924:24; Weltner, 1887:101; 1895:291; 1897:260; 1898b:6; 1900:305; 1910:528; Zevina, 1963:72; Zevina & Tarasov, 1963:87.
- DISTRIBUTION: Localities specifically for *Balanus tintinnabulum tintinnabulum* or *Balanus tintinnabulum communis*: Western coast of Africa from Mediterranean to Cape of Good Hope; Eastern Mediterranean; Madagascar, Arabian Sea; Bay of Bengal; Thailand; Formosa; Sagami Bay, Japan; New Zealand; Rio de Janeiro; Peru. Oligocene and Miocene of Europe; Plio-Pleistocene, Venezuela.
- Megabalanus transsylvanicus* (Kolosváry), 1950:3
DISTRIBUTION: Miocene, Hungary.
- Megabalanus transversostriatus* (Beurlen), 1958:3
REFERENCES: Brito, 1972:2.
DISTRIBUTION: Pará, Brazil.
- Megabalanus tubulatus* (Withers), 1924:28
DISTRIBUTION: Pliocene, New Zealand (Withers, 1953:80).
- Megabalanus tulipiformis* (Ellis), 1758:851
SYNONYMY: Utinomi, 1959a:382.
DIAGNOSIS: Darwin, 1854b:204.
REFERENCES: Crisp & Southward, 1961:271 (cirral activity); Davadie, 1952:27; 1963:30; de Alessandri, 1895:272; 1906:287; Gauld, 1957:10; Gruvel, 1903b:128; 1905a:216; 1909b:25; 1912a:350; 1920:53; Hoek, 1875:59; Kolosváry, 1943a:81; 1951c:411; Krüger, 1940:464; Menesini, 1965:92; 1966:107; 1967b:218; Nilsson-Cantell, 1921:308; 1931a:108; Relini, 1969:169; Seguenza, 1876:283; Southward & Crisp, 1963:28; Stubbings, 1961b:21; 1961c:187; 1963b:14; 1964a:108; 1964b:337; 1965:886; Visscher, 1928b:193 (fouling); Withers, 1953:60,63.
DISTRIBUTION: Mediterranean; France; Spain; Portugal; Africa; Madeira, Canary and Cape Verde Is.; 25-250m. Miocene-Pleistocene, Europe and North Africa.
- Megabalanus tulipiformis arenarius* (Seguenza), 1876:439
REFERENCE: Davadie, 1963:30.
DISTRIBUTION: Tertiary, Mediterranean Basin.
- Megabalanus tulipiformis etruscus* (Menesini), 1966:109
DISTRIBUTION: Miocene, Italy.
- Megabalanus validus* (Darwin), 1854b:195
SYNONYMY/DIAGNOSIS: Hoek, 1913:164,166.
REFERENCES: Broch, 1931:56; Gruvel, 1903b:126; 1905a:212; Krüger, 1914:429; 1940:471; Nilsson-Cantell, 1938b:12; Weltner, 1897:260.
DISTRIBUTION: Hull of "Siboga"; southwest Australia; Taiwan.
- Megabalanus venezuelensis* (Weisbord), 1966:17
DISTRIBUTION: Pliocene, Venezuela.
- Megabalanus vesiculosus* (Darwin), 1854b:195
REFERENCES: Gruvel, 1905a:211; Weltner, 1897:260.
- Megabalanus vinaceus* (Darwin), 1854b:213
SYNONYMY/DIAGNOSIS: Darwin, 1854b:213.
REFERENCES: Gruvel, 1905a:215; Krüger, 1940:466; Nilsson-Cantell, 1957:3; Weltner, 1895:289; 1897:261; 1898b:9.
DISTRIBUTION: West coast of South America.
- Megabalanus volcano* (Pilsbry), 1916:60
- SYNONYMY/DIAGNOSIS: Yamaguchi, 1973:133.
REFERENCES: Hiro, 1937c:430; 1938c:1848 (resistance to salinity and exposure); 1939:208; Krüger, 1940:471; Mawatari et al, 1962:93 (fouling); Nilsson-Cantell, 1927a:783 (as *Balanus tintinnabulum peninsularis*); 1938b:34; Tarasov & Zevina, 1957:165; Utinomi, 1949a:21; 1958a:293; 1958b:51; 1969b:51; 1970:350; Utinomi & Kikuchi, 1966:5.
DISTRIBUTION: Southern Japan; Okinawa.
- Megabalanus wilsoni* (Zullo), 1969a:10
DISTRIBUTION: Pliocene, California.
- Megabalanus zebra* (Darwin), 1854b:195
SYNONYMY: Stubbings, 1967:264.
DIAGNOSIS: Pilsbry, 1916:57.
REFERENCES: Barnard, 1924:66; Barnes & Klepal, 1971:81 (pedicel of penis); Davadie, 1963:26; Gruvel, 1903b:126; 1905a:212; 1909a:214; 1912a:350; Hiro, 1939e:259; Karande, 1967:1245; Karande & Palekar, 1966:143; Kolosváry, 1943a:78; Menesini, 1966:106; Stubbings, 1961b:21; 1964a:108; Utinomi, 1968b:170; Weltner, 1897:260.
DISTRIBUTION: West Africa; Cape Verde Is. to Walvis Bay; Formosa; Philippines.
- Incertae Sedis
- Chthamalus revilei* Locard, 1878:17
DISTRIBUTION: Neogene, France
REMARKS: Absence of opercular parts, and size of shell (basal dia. 27mm, height 15mm) precludes assignment to *Chthamalus* ss.
- Balanus borsodensis* Kolosváry, 1952:410
DISTRIBUTION: Miocene, Hungary.
- Balanus chisletianus* Sowerby, 1859
REFERENCE: Withers, 1953:39.
DISTRIBUTION: Eocene(?), England.
- Balanus echinicola* Hoek, 1912:408
DISTRIBUTION: Malay Arch.; 216m.
REMARKS: Apparently never described, hence nomen nudum.
- Balanus ecuadoricus* Pilsbry & Olson, 1951:200
DISTRIBUTION: Oligocene of Ecuador.
REMARKS: Authors suggest relationship with *B. nubilus* but opercular parts appear close to *crenatus*.
- Balanus flosculoides* Kolosváry, 1941e:9
DISTRIBUTION: Japan.
- Balanus gizellae* Kolosváry, 1962c:195
REFERENCE: Kolosváry, 1967b:392.
DISTRIBUTION: Tonga I.
- Balanus hohmanni* Philippi, 1887:225
DISTRIBUTION: Tertiary, Chile.
- Balanus irregularis* Broch, 1931:61
DISTRIBUTION: Banda Sea; 290m.
REMARKS: Mouth parts wrong for *B. crenatus*; form is that of *Solidobalanus*, but Brock placed in his *Eubalanus* (porous wall), which for present precludes its assignment.
- Balanus humilis* Conrad, 1846:400
REFERENCE: Ross, 1967:173 (internal cast).
DISTRIBUTION: Miocene, Florida.
- Balanus mirabilis* Krüger, 1912:11
REFERENCE: Pilsbry, 1916:79.
DISTRIBUTION: Japan.
REMARKS: Figures suggest it may belong to the group of *B. amphitrite*.
- Balanus microstomus* Philippi, 1887:225
DISTRIBUTION: Tertiary, Chile.
- Balanus pannonicus* Kolosváry, 1952:233
DISTRIBUTION: Miocene, Hungary.
- Balanus saunttonensis* Parfitt, 1871:210
DISTRIBUTION: Fossil, North Devon, England.
- Balanus shilohensis* Pilsbry, 1930:431
DISTRIBUTION: Miocene, New Jersey.
REMARKS: Too incompletely known to be placed in a

group. Pilsbry compares it to *B. concavus* and *Semi-balanus*.

Balanus similis Weltner, 1922:83

DISTRIBUTION: Off South Africa; 638m.

REMARKS: Porous wall precludes placing in *Solidobalanus*; figure suggests wall of 8 plates.

Balanus tuboperforatus Kolosváry, 1962c:197

REFERENCE: Kolosváry, 1967b:392.

DISTRIBUTION: Tonga I.

Balanus tumorifer Kolosváry, 1962c:195

REFERENCE: Kolosváry, 1967b:392.

DISTRIBUTION: Tonga I.

Balanus veneticensis Seguenza, 1876:303

REFERENCE: Withers, 1953:62.

DISTRIBUTION: Tertiary, Italy.

Balanus violaceus Gruvel, 1903b:133

DISTRIBUTION: Unknown.

REMARKS: Author compares with *nubilus*; appears to us to be closer to group of *B. amphitrite*. Lamy and André (1932:218, footnote) proposed specific name of *abeli* to replace *violaceus* which was preoccupied.

LITERATURE CITED

- Abel, O.
1920. Lehrbuch der Paläozoologie, Gustav Fischer, Jena. 500 pp.
1926. An der kalifornischen Kuste. In, Amerikafahrt, p. 244-253. Gustav Fischer, Jena.
1927. *Paracreusia Trolli* n.g. n. sp., eine auf Stockkorallen schmarotzende Balane aus dem miozänen Mittelerranmeer. Verh. Zool.-Bot. Ges. 77:101-103.
1928. Parasitische Balanen auf Stockkorallen aus dem mediterranen Miozänmeer. Palaeobiologica 1:13-38.
1935. Vorzeitliche Lebensspuren. Gustav Fischer, Jena. 644 p.
- Achituv, Y.
1972. The zonation of *Tetrachthamalus obliteratus* Newman and *Tetraclita squamosa rufotincta* Pilsbry in the Gulf of Elat, Red Sea. J. Exp. Mar. Biol. Ecol. 8:73-81.
- Addicott, W.O.
1966. Late Pleistocene marine paleoecology and zoogeography in central California. U.S. Geol. Surv. Prof. Pap. 523-C: C1-C21.
- Aleem, A.A.
1957. Succession of marine fouling organisms on test panels immersed in deep water at La Jolla, California. Hydrobiologica 11:40-58.
- Allen, F. E.
1953. Distribution of marine invertebrates by ships. Austral. J. Mar. Freshwater Res. 4(2):307-316.
- Allison, I.B. and W.H. Cole
1935. Behaviour of the barnacle, *Balanus balanoides*, as correlated with the planktonic content of the sea water. Bull. Mt. Desert Island Biol. Lab. 24:34.
- Anderson, D.T.
1969. On the embryology of the cirripede crustaceans *Tetraclita rosea* (Krauss), *Tetraclita purpurascens* (Wood), *Chthamalus antennatus* (Darwin) and *Chamaesipho columna* (Spengler) and some considerations of crustacean phylogenetic relationships. Philos. Trans. R. Soc. London, ser. B, 256(806):183-235.
- Annandale, N.
1906. Report on the Cirripedia collected by Professor Herdman, at Ceylon, in 1902. Rep. Gov't Ceylon Pearl Oyster Fish. Gulf of Manaar 5(31):137-150.
1907. The fauna of brackish ponds at Port Canning, Lower Bengal. Rec. Indian. Mus. 1(1):35-43.
1911. Note on rate of growth of barnacles in Indian Seas. J. Bombay. Nat. Hist. Soc. 20:1170-1172.
1915. Fauna of the Chilka Lake, Cirripedia. Mem. Indian Mus. 5:137-138.
1924. Cirripedes associated with Indian corals of the Families Astreaeidae and Fungidae. Mem. Indian Mus. 8(1):61-68.
- Arbuzova, K.S.
1959. On the permeability of the shell basis of *Balanus improvisus* Darwin. Dokl. Akad. Nauk, SSSR 127(2):462-464.
- Arnold, D.C.
1970. A tidal rhythm in the response of the barnacle, *Balanus balanoides*, to water of diminished salinity. J. Mar. Biol. Assoc. U. K. 50:1045-1055.
- Arnold, R.
1905. The paleontology and stratigraphy of the marine Pliocene and Pleistocene of San Pedro, California. Mem. California Acad. Sci. 3:1-420.
1907a. New and characteristic species of Fossil mollusks from the oil-bearing Tertiary Formation of southern California. Proc. U.S. Nat. Mus. 32:525-546.
1907b. New and characteristic species of fossil mollusks from the oil-bearing Tertiary Formations of Santa Barbara County, California. Smithsonian Misc. Coll. 50:419-447.
- Arvy, L. and D. Lacombe
1968. Activités enzymatiques traceuses dans l'appareil cimentaire des Balanidae (Crustacea — Cirripedia). C.R. Hebd. Seances. Acad. Sci. 267:1326-1328.
- Arvy L. and V.R. Ligouri
1968. Studies on the biology of barnacles: Differences in muscular cytochrome oxidase activity histochemically detectable in some Balanidae (Crustacea, Cirripedia). Am. Zool. 8:817.
- Arvy, L., A. Batisse and D. Lacombe
1969. Peritriches epizoiques dans la chambre branchiale des Balanidae (Crustacea: Cirripedia) *Epistylis nigrelli* n. sp., *E. horizontalis* (Chatton, 1930). Ann. Parasitol. 44(4):351-374.
- Arvy, L., D. Lacombe and T. Shimony
1968. Studies on the biology of barnacles: Alkaline phosphatase activity histochemically detectable in the cement apparatus of the Balanidae (Crustacea, Cirripedia). Am. Zool. 8:817.
- Arvy, L. and R.F. Nigrelli
1969. Studies on the biology of barnacles: Parasites of *Balanus eburneus* and *B. balanoides* from New York harbor and a review of the parasites and diseases of other Cirripedia. Zoologica 54(3):95-102.
- Ascanius, P.
1767. Icones rerum naturalium, ou figures enluminées d'Histoire Naturelle.
- Augenfeld, J.M.
1967. Respiratory metabolism and glycogen storage in barnacles occupying different levels of the intertidal zone. Physiol. Zool. 40(1):92-96.
- Aurivillius, C.W.S.
1898a. Krustaceen aus dem Kamerun-Gebiete. K. Sven. Vetenskapsakad. Hand. 24(1):3-4, 31.
1898b. Om Hafsevertebraternas utvecklingstider och periodiciteten i larvformernas uppträdande vid severiges vestkust. K. Sven. Vetenskapsakad. Hand. 24(4):29-30.
- Austin, A.P., D.J. Crisp and A.M. Patel
1958. The chromosome numbers of certain barnacles in British waters. Q. J. Microsc. Sci. 99(4):497-504.
- Bacon, P.R.
1971. The maintenance of a resident population of *Balanus eburneus* (Gould) in relation to salinity fluctuations in a Trinidad mangrove swamp. J. Exp. Mar. Biol. Ecol. 6:187-198.
- Bage, F.
1938. Cirripedia. In, Australasian Antarctic Exped. 1911-1914, Sci. Repts., Ser. C. Zool., Bot. 2(7):5-13.
- Bahamonde, N.
1958. *Megabalanus psittacus* (Molina) como epizoo de *Squalus fernandinus* (Molina). Invest. Zool. Chil. 4:214-219.
- Ball, G.H.
1937. The life histories of some gregarines parasitic in marine Crustacea. Am. Soc. Parasitol. (Abs. presented June mtg.): 534.
1950. Examination of Hawaiian marine crustaceans for gregarines. Pacific Sci. 4(3):283.
- Ballowitz, E.
1908. Die Kopflosen spermien der cirripedian (*Balanus*). Zeitschr. Wiss. Zool. Leipzig 91:421-426.
- Baluk, W. and A. Radwanski
1967a. Genus *Creusida* Leach 1817 (Cirripedia) in the Croatian Miocene. Geol. Vjesnik Zagreb 20:137-152.

- 1967b. Miocene cirripeds domiciled in corals. Acta. Palaeontol. Polonica 12(4):457-521.
- 1967c. *Pyrgomina* gen. n. an aberrant cirriped and its Pliocene and Recent representatives. Bull. Acad. Polonaise Sci., Cl. 11, ser. sci. biol. 15(11):691-695.
- Barnard, K.H.
1924. Contribution to the crustacean fauna of South Africa. No. 7. Cirripedia. Ann. South African Mus. Cape Town 20:1-103.
1925. Report on a collection of Cirripedia from South African waters. Rept. Fish. Mar. Biol. Survey IV (6):1-5
1926. Report on a collection of Crustacea from Portuguese East Africa. Trans. R. Soc. South Africa 13:119-129.
- Barnes, H.
1950. A note on the barnacle larvae of the Clyde Sea area as sampled by the Hardy continuous plankton recorder. J. Mar. Biol. Assoc. U.K. 29(1):73-80.
1952. The effect of light on the growth rate of two barnacles *Balanus balanoides* and *Balanus crenatus* Brug. under conditions of total submergence. Oikos 4(2):104-112.
- 1953a. Orientation and aggregation in *Balanus balanoides* (L.) da Costa. J. Anim. Ecol. 22(1):141-148.
- 1953b. The effect of lowered salinity on some barnacle nauplii. J. Anim. Ecol. 22:328-330.
- 1953c. An effect of parasiticism on *Balanus balanoides* (L.) da Costa. Nature 172(4368):128.
- 1953d. On the southern limits of the intertidal barnacle *Balanus balanoides*. Ecology 34(2):429-430.
- 1953e. Size variations in the cyprids of some common barnacles. J. Mar. Biol. Assoc. U.K. 32:297-304.
- 1955a. The growth rate of *Balanus balanoides*. Oikos 6:109-113.
- 1955b. The hatching process of some barnacles. Oikos 6:114-123.
- 1955c. Further observations on rugophilic behaviour in *Balanus balanoides*. Vidensk. Medd. Dan. Naturhist. Foren. Kbh. 117:341-348.
- 1956a. *Balanus balanoides* (L.) in the Firth of Clyde: The development and annual variation of the larval population, and the causative factors. J. Anim. Ecol. 25:72-84.
- 1956b. The growth rate of *Chthamalus stellatus* (Poli). J. Mar. Biol. Assoc. U. K. 35:355-361.
- 1956c. The biometry of the cirripede *C. stellatus* (Poli). Experientia 12:309-310.
- 1957a. The northern limits of *B. balanoides* (L.) Oikos 8:1-14.
- 1957b. Processes of restoration and synchronization in marine ecology. The spring diatom increase and the "spawning" of the common barnacle, *Balanus balanoides* (L.) Ann. Biol. 33:67-85.
1958. Regarding the southern limits of *Balanus balanoides* L. Oikos 9:139-157.
- 1959a. Stomach contents and microfeeding of some common cirripedes. Can. J. Zool. 37:231-236.
- 1959b. *Balanus nubilus* Darwin. Can. J. Zool. 37:607-608.
- 1959c. Temperature and the life cycle of *Balanus balanoides* (L.) In, Ray, D.L. (ed.), Marine Boring and Fouling Organisms, Univ. Washington Press, Seattle, p. 234-245.
- 1961a. *Balanus balanoides*: Recent observations on its southern limit. Ecology 42:592-593.
- 1961b. Variation of the seasonal growth rate of *Balanus balanoides* with special reference to the presence of endogeneous factors. Intern. Rev. Gesam. Hydrobiol. 46(3):427-428.
- 1962a. The oxygen uptake and metabolism of *Balanus balanoides* spermatozoa. J. Exp. Biol. 39:353-358.
- 1962b. So-called anecdyosis in *Balanus balanoides* and the effect of breeding upon the growth of the calcareous shell of some common barnacles. Limnol. Oceanogr. 7(4):462-473.
- 1963a. Light, temperature and the breeding of *Balanus balanoides*. J. Mar. Biol. Assoc. U. K. 43(3):717-727.
- 1963b. Organic constituents of the seminal plasma of *Balanus balanoides*. J. Exp. Biol. 40:587-594.
1965. Studies on the biochemistry of cirripede eggs. I. Changes in the general biochemical composition during development of *Balanus balanoides*, and *Balanus balanoides*. J. Mar. Biol. Assoc. U. K. 45(2):321-339.
1971. Organic production by *Elminius modestus* Darwin in an enclosed basin. J. Exp. Mar. Biol. Ecol. 6:79-82.
1972. The seasonal changes in body weight and biochemical composition of the warm temperate cirripede *Chthamalus stellatus* (Poli). J. Exp. Mar. Biol. Ecol. 8(2):89-100.
- Barnes, H. and T. B. Bagenal
1951. Observations on *Nephrops norvegicus* (L.) and on an epizoic population of *Balanus crenatus* Brug. J. Mar. Biol. Assoc. U. K. 30:369-380.
- Barnes H. and M. Barnes
1954. The general biology of *Balanus balanoides* da Costa. Oikos. 5(1):63-76.
1956. The general biology of *Balanus glandula* Darwin. Pacific Sci. 10(4):415-421.
1957. Resistance to desiccation in intertidal barnacles. Science 126:358.
- 1958a. Further observations on self-fertilization in *Chthamalus* sp. Ecology 39:550
- 1958b. Note on the opening response of *Balanus balanoides* (L.) in relation to salinity and certain inorganic ions. Veroeff. Inst. Meeresforsch. Bremerhaven 5:160-164.
- 1958c. The rate of development of *Balanus balanoides* (Linne) larvae. Limnol. Oceanogr. 3(1):29-32.
- 1959a. A comparison of the annual growth patterns of *Balanus balanoides* L. with particular reference to the effect of food and temperature. Oikos 10:1-18.
- 1959b. Note on stimulation of cirripede nauplii. Oikos 10(1):19-23.
- 1959c. The naupliar stages of *Balanus nubilus* Darwin. Can. J. Zool. 37(1):15-23.
- 1959d. The naupliar stages of *Balanus hesperius* Pilsbry. Can. J. Zool. 37(1):237-244.
- 1959e. The effect of temperature on the oxygen uptake and rate of development of the egg masses of two common cirripeds, *Balanus balanoides* (L.) and *Pollicipes polymerus* Sowerby. Kiel. Meeresforsch. 15:242-251.
- 1959f. Oscillatory respiration in *Balanus amphitrite* Darwin. Experientia 15:438.
- 1959g. Some parameters of growth in the common intertidal barnacle, *Balanus balanoides* (L.) J. Mar. Biol. Assoc. U. K. 38:581-587.
- 1959h. Studies on the metabolism of cirripedes. The relation between body weight, oxygen uptake, and species habitat. Veroeff. Inst. Meeresforsch. Bremerhaven 6:515-523.
1960. Recent spread and present distribution of the barnacle *Elminius modestus* Darwin in northwest Europe. Proc. Zool. Soc. London 135:137-145.
- 1961a. Recent spread and present distribution of the barnacle *Elminius modestus* Darwin in southwest Scotland. Glasgow Nat. 18:121-129.
- 1961b. Salinity and the biometry of *Balanus improvisus*. Soc. Sci. Fennica Comm. Biol. 24(4):4-7.
1962. The distribution and general ecology of *B. balanoides* together with some observations on *B. improvisus* in the waters around the coast of Denmark, southern Sweden and northeast Germany. Fysiogra. Sällskapet Handlingar. N. F. 73(8):1-41.
1963. In vitro development of cirripede eggs. Vidensk. Medd. Dan. Naturhist Foren. 125:93-100.

- 1964a. Some relations between habitat behaviour and metabolism on exposure to air of the high level intertidal cirripede *Chthamalus depressus* (Poli). Helgol. Wiss. Meeresunters. 10(1-4):19-28.
- 1964b. Repartition et ecologie generale des cirripedes *Chthamalus depressus* (Poli) and *C. stellatus* (Poli) le long des cotes mediterraneennes d'Espagne et France. Bull. Inst. Oceanogr. Monaco 62(1299):1-19.
- 1965a. Egg size, nauplius size and their variation with local, geographical and specific factors in some common cirripedes. J. Anim. Ecol. 34(2):391-402.
- 1965b. *Elminius modestus* Darwin. Further European records. Prog. Oceanogr. p. 23-30.
- 1966a. Ecological and zoogeographical observations on some of the common intertidal cirripedes of the coasts of the western European mainland in June-September, 1963. In, Barnes, H. (ed.), Contemporary Studies in Marine Science, p. 83-105. George Allen and Unwin Ltd., London.
- 1966b. The recovery of *Chthamalus stellatus* from the effects of the severe winter of 1962-1963 on the shores at Pornic, France. Cah. Biol. Mar. 7:247-249.
1967. The effect of starvation and feeding on the time of production of egg masses in the boreo-arctic cirripede *Balanus balanoides* (L.) J. Exp. Mar. Biol. Ecol. 1:1-6.
- 1968a. Egg numbers, metabolic efficiency of egg production and fecundity; local and regional variations in a number of common cirripedes. J. Exp. Mar. Biol. Ecol. 2:135-153.
- 1968b. *Elminius modestus* Darwin: A recent extension of the distribution and its present status on the southern part of the French Atlantic coast. Cah. Biol. Mar. 9:261-268.
- 1969a. *Elminius modestus* Darwin: Records of its present distribution and abundance in the Baie de St. Malo and in the region of St. Jean-du-Luz. J. Exp. Mar. Biol. Ecol. 3(2):156-161.
- 1969b. Seasonal changes in the acutely determined oxygen consumption and effect of temperature for three common cirripedes, *Balanus balanoides* (L.), *B. balanus* (L.) and *Chthamalus stellatus* (Poli). J. Exp. Mar. Biol. Ecol. 4(1):36-50.
- 1969c. *Balanus balanoides* (L.) on the Atlantic coast of France: Further observations on the small isolated population at the southern limit of its distribution at Arcachon. Fiskeridir. Skr. Ser. Havunders. 15(3):136-138.
1974. The responses during development of the embryos of some common cirripedes to wide changes in salinity. J. Exp. Mar. Biol. Ecol. 15:197-202.
- Barnes, H. and J. Blackstock.
- 1974a. The separation and estimation of free amino acids, trimethylamine oxide and betaine in tissues and body fluids of marine invertebrates. J. Mar. Biol. Ecol. 16:29-45.
- 1974b. Biochemical composition of the seminal plasma of the cirripede *Balanus balanus* (L.) with particular respect to free amino acids and proteins. J. Exp. Mar. Biol. Ecol. 16:47-85.
- Barnes, H. and J. D. Costlow
1961. The larval stages of *Balanus balanus* (L.) da Costa. J. Mar. Biol. Assoc. U. K. 41:59-68.
- Barnes, H. and D. J. Crisp
1956. Evidence of self-fertilization in certain species of barnacles. J. Mar. Biol. Assoc. U. K. 35:631-639.
- Barnes, H. and R. M. C. Dawson
1966. A note on the lipids of *Balanus balanus* spermatozoa. J. Mar. Biol. Assoc. U. K. 46(2):263-265.
- Barnes, H. and D. M. Finlayson
1962. Presence of ascorbic acid in cirriped semen. Limnol. Oceanogr. 7:98.
1963. The seasonal changes in body weight, biochemical composition, and oxygen uptake in two common boreo-arctic cirripedes, *B. balanoides* and *B. balanus*. J. Mar. Biol. Assoc. U. K. 43:185-211.
- Barnes, H. and J. J. Gonor
1958. Neurosecretory cells in some cirripedes. Nature 181:194.
- Barnes, H. and M. J. R. Healy
1965. Biometrical studies on some common cirripedes. I. *Balanus balanoides*: Measurements of the scuta and terga of animals from a wide geographical range. J. Mar. Biol. Assoc. U. K. 45:779-789.
1969. Biometrical studies on some common cirripedes. II. Discriminant analysis of measurements on the scuta and terga of *Balanus balanus* (L.), *B. crenatus* Brug., *B. improvisus* Darwin, *B. glandula* Darwin, and *B. amphitrite stutsburi* Darwin (*B. pallidus stutsburi*). J. Exp. Mar. Biol. Ecol. 4(1):51-70.
1971. Biometrical studies on some common cirripedes. III. Discriminant analysis of measurements on the scuta and terga of *Balanus eburneus* Gould. J. Exp. Mar. Biol. Ecol. 6:83-90.
- Barnes, H. and W. Klepal
1971. The structure of the pedicel of the penis in cirripedes and its relation to other taxonomic characters. J. Exp. Mar. Biol. Ecol. 7:71-94.
1972. Phototaxis in Stage 1 nauplius larvae of two cirripedes. J. Exp. Mar. Biol. Ecol. 10(3):267-273.
- Barnes, H. and E. A. Munn
- 1970a. The fine structure of the spermatozoa of some cirripedes. J. Exp. Mar. Biol. Ecol. 4:261-286.
- 1970b. The structure of the axial filament complex of the spermatozoa of *Balanus balanus*. Exp. Cell Res. 60:277-284.
- Barnes, H. and H. T. Powell
- 1950a. The development, general morphology and subsequent elimination of barnacle populations, *Balanus crenatus* and *Balanus balanoides*, after a heavy initial settlement. J. Anim. Ecol. 19(2):175-179.
- 1950b. Some observations on the effect of fibrous glass surfaces upon the settlement of certain sedentary marine organisms. J. Mar. Biol. Assoc. U. K. 29(2):299-302.
1953. The growth of *Balanus balanoides* (L.) and *B. crenatus* Brug. under varying conditions of submersion. J. Mar. Biol. Assoc. U. K. 32:107-128.
1966. Notes on the occurrence of *B. balanoides*, *Elminius modestus*, *Fucus serratus*, and *Littorina littoralis* at Arcachon, France in 1963 and 1964. In, Barnes, H. (ed.), Some Contemporary Studies in Marine Science, p. 107-111. George Allen and Unwin Ltd., London.
- Barnes, H. and R. L. Stone
- 1972a. Suppression of penis development in *Balanus balanoides* (L.) J. Exp. Mar. Biol. Ecol. 9(3):303-309.
- 1972b. New record for *Elminius modestus* Darwin, 1854, in western Scotland (Cirripedia, Thoracia). Crustaceana 23(3):309-310.
1974. The effect of food, temperature, and light period (day-length) on moulting frequency in *Balanus balanoides* (L.). J. Exp. Mar. Biol. Ecol. 15:275-284.
- Barnes, H., M. Barnes and D. M. Finlayson
1963. The metabolism during starvation of *Balanus balanoides* J. Mar. Biol. Assoc. U. K. 43:213-223.
- Barnes, H., M. Barnes and W. Klepal
1972. Some cirripedes of the French Atlantic coast. J. Exp. Mar. Biol. Ecol. 8(2):187-194.
- Barnes, H., D. J. Crisp and H. T. Powell
1951. Observations on the orientation of some species of barnacles. J. Anim. Ecol. 20(2):227-241
- Barnes, H., D. M. Finlayson and J. Piatigorsky
1963. The effect of desiccation and anaerobic conditions on the behaviour, survival and general metabolism of three common cirripedes. J. Anim. Ecol. 32:233-252.

- Barnes, H., W. Klepal and E. A. Munn
1971. Observations on the form and changes in the accessory droplet and motility of the spermatozoa of some cirripedes. *J. Exp. Mar. Biol. Ecol.* 7: 173-196.
- Barnes, H., R. Reed and J. Topinka
1970. The behaviour on impaction by solids of some common cirripedes and relation to their normal habitat. *J. Exp. Mar. Biol. Ecol.* 5(1):70-87.
- Bartha, S. D. and S. Henriksson
1971. The growth of sea organisms and the effect on the corrosion resistance of stainless steel and titanium. *Cent. Rech. Etudes Oceanogr. Paris Travaux* 10(4):7-20.
- Baskin, R. J., W. C. Sanford, P. D. Morse and M. L. Biggs
1969. The formation of filaments from barnacle myosin. *Comp. Biochem. Physiol.* 29(1):471-474.
- Bassindale, R.
1936. The developmental stages of three English barnacles, *Balanus balanoides* (Linn.), *Chthamalus stellatus* (Poli), and *Verruca stroemia* (O. F. Muller). *Proc. Zool. Soc. London* 1936:57-74.
1947. Zoological notes. *Elminius* at Blue Anchor and Cardiff. *Proc. Bristol Nat. Soc.* 27:223-224.
1958. The local barnacles. *Proc. Bristol Nat. Soc.* 29(4): 381-392.
1961. On the marine fauna of Ghana. *Proc. Zool. Soc. London* 137(4):481-510.
1964. British barnacles, with keys and notes for the identification of the species. *Linn. Soc. London Synopses Brit. Fauna* No. 14, 68 pp.
- Batzli, G. O.
1969. Distribution of biomass in rocky intertidal communities on the Pacific coast of the United States. *J. Anim. Ecol.* 38(3):531-546. 8 figs.
- Beach, D. B.
1972. Reassignment of *Balanus tintinnabulum maroccano* Broch., Q., *J. Florida Acad. Sci.* 35(1):5-7
- Beal, C.
1948. Reconnaissance of the geology and oil possibilities of Baja California, Mexico. *Geol. Soc. Am. Mem.* 31:1-138.
- Beard, D. M.
1957. Occurrence of *Elminius modestus* Darwin in Ireland. *Nature* 180:1145.
- Belyaev, G. M.
1949. Osmoregulatory capacity in cirripedian crustaceans. *Acad. Sci. U.S.S.R.* 67(5):901-904.
- Benham, W. B.
1903. On some remains of a gigantic fossil cirripede from the Tertiary rocks on New Zealand. *Geol. Mag.* (4) 10(3):110-119.
- Bennett, I. and E. C. Pope
1953. Intertidal zonation of the exposed rocky shores of Victoria, together with a rearrangement of the biogeographical provinces of temperate Australian shores. *Aust. J. Mar. Freshwater Res.* 4(1):105-159.
1960. Intertidal zonation of the exposed rocky shores of Tasmania and its relationship with the rest of Australia. *Aust. J. Mar. Freshwater Res.* 11(2): 182-221.
- Bergen, M.
1968. The salinity tolerance of the adults and early-stage embryos of *Balanus glandula* Darwin, 1854 (Cirripedia, Thoracia). *Crustaceana* 15(3):229-234.
- Bernard, F. J. and C. E. Lane
1961. Absorption and excretion of copper ion during settlement and metamorphosis of the barnacle, *Balanus amphitrite niveus*. *Biol. Bull.* 121:438-448.
1962. Early settlement and metamorphosis of the barnacle *Balanus amphitrite niveus*. *J. Morphol.* 10(1):19-39.
- Bertelsen, E.
1937. Contributions to the animal ecology of the fjords of Angmagssalik and Kangerdlugssuaq in East Greenland. (6. og 7. Thule Exped. til Sydstranden 1931-33; Leader: Knud Rasmussen.) *Medd. Grnl.* 108(8):1-58.
- Beu, A. G.
1971. Further fossil whale barnacles from New Zealand. *New Zealand J. Geol. Geophys.* 14(4):898-904.
- Beurlen, Karl.
1958. Contribuição à Paleontologia do estado do Pará. *Bol. Mus. Paraense Emilio Geoldi, N. S. Geologia* 6:1-6.
- Bhatnagar, K. M. and D. J. Crisp
1965. The salinity tolerance of nauplius larvae of cirripedes. *J. Anim. Ecol.* 34:419-428.
- Bhatt, Y. M. and D. V. Bal
1960. New records of barnacles from Bombay shores. *Curr. Sci. (Bangalore)* 29:439-440.
- Bigelow, M. A.
1902. The Cirripedia collected near Porto Rico by the Fish Hawk Expedition in 1898-1899. *Bull. U. S. Fish. Comm.* 20(2):179-180.
- Bishop, M. W. H.
1947. Establishment of an immigrant barnacle in British coastal waters. *Nature* 159:501.
1950. Distribution of *Balanus amphitrite* Darwin var. *denticulata* Broch. *Nature* 165:409.
1951. Distribution of barnacles by ships. *Nature* 167:531.
1954. *Elminius modestus* in France. *Nature* 173:1145.
- Bishop, M. W. H. and D. J. Crisp
1957. The Australasian barnacle, *Elminius modestus* in France. *Nature* 179:482-483.
1958. The distribution of the barnacle *Elminius modestus* Darwin in France. *Proc. Zool. Soc. London* 131(1): 109-134.
- Bishop, M. W. H., D. J. Crisp, E. Fischer-Piette and M. Prenant
1957. Sur l'écologie des Cirripèdes de la côte atlantique française. *Bull. Inst. Océanogr. Monaco*, 1099:1-12.
- Blatchford, J. G.
1970. Possible circulatory mechanism in an operculate cirripede. *Comp. Biochem. Physiol.* 34:911-915.
- Blom, S.
1965. *Balanus improvisus* Darwin on the west coast of Sweden. *Zool. Bidr. Uppsala* 37(1):59-76.
- Blom, S. and K. Nyholm
1961. Settling times of *Balanus balanoides* (L.), *Balanus crenatus* Brug. and *Balanus improvisus* Darwin on the west coast of Sweden. *Zool. Bidr. Uppsala* 33: 149-155.
- Bocquet-Védrine, J.
1956. Corrélation entre le rythme des marées et la mue d'une population de Chthamales. *C. R. Acad. Sci. Paris* 243:2159-2162
1957. *Chthamalophilus delagei* nov. gen. nov. sp., Rhizocéphale nouveau parasite de *Chthamalus stellatus*. *C. R. Acad. Sci. Paris* 244:1545-1548.
1958a. Sur l'organisation de *Chthamalophilus delagei* J. Bocquet (Crustacé Rhizocéphale). *C. R. Acad. Sci. Paris* 256:484-486.
1958b. Ecto-parasitisme et absence de migration chez *Chthamalophilus delagei* J. Bocquet-Védrine, Cirripède parasite de Chthamales. *C. R. Acad. Sci. Paris* 247:2440-2442.
1961. Monographie de *Chthamalophilus delagei* J. Bocquet-Védrine Rhizocéphale parasite de *Chthamalus stellatus* (Poli). *Cah. Biol. Mar.* 2(5): 459-600.
1962. Sur *Balanus improvisus* Darwin dans le canal de Caen à la mer. *Bull. Soc. Linn. Normandie*, ser. 10, 3:144-146, 2 pls.
1963. Structure du test calcaire chez *Chthamalus stellatus* (Poli). *C. R. Acad. Sci. Paris* 257:1350-1352.
1964. Relation entre la croissance basilaire du test du cirripède operculé *Elminius modestus* Darwin et la

- cycle d'intermue de la masse viscérale. C. R. Acad. Sci. Paris 258:5060-5062.
- 1965a. Cycle du Rhizocéphale hermaphrodite *Chthamalo-philus delagei* parasite externe du cirripède operculé *Chthamalus stellatus* (Poli). Bull. Mus. Natl. Hist. Nat., ser. 2, 37(3):469-475.
- 1965b. Étude du tégument et de la mue chez le cirripède operculé *Elminius modestus* Darwin. Arch. Zool. Exp. Gén. 105:30-76, 2 pls.
- 1966a. Relation entre le croissement du test calcaire et le cycle d'intermue de la masse viscérale chez le cirripède operculé *Acasta spongites* (Poli). C. R. Acad. Sci. Paris 262-2733-2735.
- 1966b. Les soies et les expansions épineuses du test calcaire chez le cirripède operculé *Acasta spongites* (Poli). Arch. Zool. Exp. Gén. 107(2):337-348.
- 1966c. Structure et croissance du test chez le cirripède operculé *Acasta spongites* (Poli). Arch. Zool. Exp. Gén. 107(4):693-702.
1968. Description des stades immatures du Rhizocéphale *Boschmaella balani* (J. Bocquet-Védrine) (= *Microgaster balani* J. Bocquet-Védrine), parasite de *Balanus improvisus* Darwin. Arch. Zool. Exp. Gén. 109(2):257-267.
1969. Cytodifférenciation d'une vésicule de sécrétion au cours de la spermiogenèse chez *Balanus perforatus* Brug. (Crustacé, Cirripède). Arch. Zool. Exp. Gén. 110(4):595-616, 4 pls.
- 1970a. Polyploidie et multiplication amitotique des cellules glandulaires cémentaires chez le Crustacé Cirripède Operculé *Balanus crenatus* Bruguiere. C. R. Acad. Sci. Paris 270:506-508.
- 1970b. Structure et formation des troncs cémentaires radiaux chez le Crustacé Cirripède Operculé *Balanus crenatus* Bruguiere. C. R. Acad. Sci. Paris 270:963-965.
- 1970c. Contribution à l'étude du système cémentaire chez *Balanus crenatus* Brug. (Crustacé Cirripède thoracique). Arch. Zool. Exp. Gén. 111:521-557.
- Bocquet-Védrine, J. and J. Parent
- 1972a. Organogénèse secondaire du Crustacé Rhizocéphale *Boschmaella balani* (J. Bocquet-Védrine), parasite de *Balanus improvisus* Darwin. Arch. Zool. Exp. Gén. 113(1):109-128.
- 1972b. La parasitisme multiple du Cirripède Operculé *Balanus improvisus* Darwin par le Rhizocéphale *Boschmaella balani* (J. Bocquet-Védrine). Arch. Zool. Exp. Gén. 113(2):239-244.
- Bocquet-Védrine, J. and J. Pochon-Masson
1969. Cytodifférenciation d'une vésicule de sécrétion au cours de la spermiogenèse chez *Balanus perforatus* Brug. (Crustacé, Cirripède). Arch. Zool. Exp. Gén. 110(4):595-616.
- Bocquet-Védrine, J. and N. Ovechko
1959. Contribution à l'étude des "glandes salivaires" de *Chthamalus stellatus* (Poli). Bull. Soc. Linn. Normandie, ser. 9, 10:106-118.
- Bogsch, L.
1957. Eine fossile Synoekie aus dem ungarischen Miozän. Ann. Univ. Sci. Budap. Rolando Eötvös Nominatae Sect. Geol. 1:25-31.
- Bohart, R. M.
1929. Observations on the attachment of *Balanus crenatus* B. found in the waters of Puget Sound. Am. Nat. 63:353-361.
- Bookhout, C. and J. Costlow
1959. Feeding, molting and growth in barnacles, p. 212-225. In, Ray, D.L. (ed.), Marine boring and fouling organisms, Friday Harbor Symp. Mar. Biol.
- Boooloatian, R. A.
1958. Notes on an unexpected association between a common barnacle and echinoid. Bull. South California Acad. Sci. 57(2):91-92.
1964. The occurrence of *Balanus concavus* on the test of *Dendraster excentricus*. Bull. South California Acad. Sci. 63(4):185-191.
- Borghouts-Beirsteeker, E.
1969. *Balanus amphitrite* Darwin in Nederland (Crustacea, Cirripedia). Bijd. Fauna Nederland, I. Zool. Bijd. II: 4-7.
- Borradaile, L. A.
1900. On some crustaceans from the South Pacific. Part V. Arthrostracans and barnacles. Proc. Zool. Soc. London 1900:795-799.
1903. Marine Crustaceans. VII. The barnacles. In, Gardiner's Fauna and Geography of the Maldives & Laccadive Archipelagoes, part I, 2(4):440-443.
1916. Crustacea. Part III. Cirripedia. Brit. Antarctic (Terra Nova) Exped. 1910, Nat. Hist. Rep. Zool. 3:127-136.
- Bosc, C.
- 1812-1817. Observation et description d'une espèce de Balanite que se fixe dans les madrépores. Bull. Sci. Soc. Philos. Paris, 3(13):66.
- Boschma, H.
1948. *Elminius modestus* in the Netherlands. Nature 161:403.
- Boulton, A. P., A. K. Huggins and K. A. Munday
1971. The effects of organometallic antifouling agents on the metabolism of the barnacle *Elminius modestus*. Toxicol. Appl. Pharmacol. 20(4):487-501.
- Bourget, E. and D. J. Crisp.
- 1975a. Factors affecting deposition of the shell in *Balanus balanoides* (L.) J. Mar. Biol. Assoc. U. K. 55:231-249.
- 1975b. Early changes in shell form of *Balanus balanoides* (L.) J. Exp. Mar. Biol. Ecol. 17:221-237.
- Bousfield, E. L.
1954. The distribution and spawning seasons of barnacles on the Atlantic coast of Canada. Bull. Natl. Mus. Canada 132:112-153.
- 1955a. Ecological control of the occurrence of barnacles in the Miramichi Estuary. Bull. Natl. Mus. Canada 137:1-67.
- 1955b. The cirriped Crustacea of the Hudson Strait Region, Canadian eastern Arctic. J. Fish. Res. Board Canada 12(5):762-767.
- Branson, C. C.
1964. Barnacle burrows in shells of Oklahoma fossils. Oklahoma Geol. Notes 24:98-99.
- Brattström, H.
1957. Cirripedia and Ascothoracica from the Sound and southeastern Kattegat. Lunds Univ. Arsskr. N. F., Avd. 2 54(6):1-25.
- Briggs, K. T. and G. V. Morejohn.
1972. Barnacle orientation and water flow characteristics in California Grey Whales. J. Zool. London 167: 287-292.
- Brito, I. M.
1972. Contribuição a paleontologia do Estado do Pará. Sobre um balanomorfo da formação Pirabas (Crustacea-Cirripedia). Bol. Mus. Paraense Emilio Geoldi 18:1-4.
- Brocchi, G. B.
1814. Conchiologia fossile subapennina con osservazioni Geologiche sugli apennini e sul suolo adiacente. Milano. 712 pp.
- Broch, H.
1916. Cirripedien. Results of Dr. E. Mjoberg's Swedish scientific expedition to Australia 1910-1913, No. 8. Ko. Sven. Vetenskapsakad. Handl. 52(8):1-16.
1922. Studies on Pacific cirripeds. Papers from Dr. Th. Mortensen's Pacific Expedition 1914-1916, No. X. Vidensk. Medd. Dan. naturhist. Foren. 73:215-358.
- 1924a. Cirripedia Thoracica von Norwegen und dem norwegischen Nordmeere. Eine Systematische und biologisch-tiergeographische Studie. Vidensk. Skrift. I. Mat.-naturw. Klasse, 1924, 17:1-121.

- 1924b. La faune des cirrhipèdes de l'Afrique occidentale d'après nos dernières connaissances. Bull. Soc. Sci. Nat. Maroc. au Rabat 4:202-205.
- 1927a. Cirripedia. In, Kukenthal und Krumbach, Handbuch der Zool. 3(5):503-552. De Gruyter, Berlin.
- 1927b. Cirripedia. In, The Földen Fiord, Crustacea, IV. Tromsø Mus. Skr. 1(5):21-22.
- 1927c. Studies on Moroccan cirripeds (Atlantic coast). Bull. Soc. Sci. Nat. Maroc. au Rabat 7:11-38.
- 1927d. Report on the Crustacea Cirripedia. Cambridge Expedition to the Suez Canal, 1924. Trans. Zool. Soc. London XXI, Part II(1):133-138.
1931. Indomalayan Cirripedia. Papers from Dr. Th. Mortensen's Pacific Expedition 1914-1916, LVI. Vidensk. Med. Dan. Naturhist. Foren. 91:1-146.
1935. Cirripeds. The fishery grounds near Alexandria, III. Notes Mem. Fish. Res. Directorate Cairo 10:1-6.
1936. Cirripedia. Norwegian North Polar Expedition "Maud," 1918-1925. Sci. Res. 5(19):1-5.
1947. Cirripedes from Indo-Chinese shallow waters. Avh. Utgitt. Nor. Vidensk.-Acad. Oslo Mat.-naturvidenski. Kl. 1947, 7:1-32.
1953. Cirripedia Thoracica. Danish Ingolf-Exped. III (14):1-17.
- Bronn, H.
1831. Italiens Tertiär-Gebilde und deren organische Einschlüsse. Heidelberg, 176 p.
- Brooks, H. K. and A. Ross
1960. *Pyrgoma prefloridanum*, a new species of cirriped from the Caloosahatchee Marl (Pleistocene) of Florida. Crustaceana 1(4):353-365.
- Brown, T.
1827. Illustrations of the Conchology of Great Britain and Ireland, with the Description and Localities of all the Species, Marine, Land, and Freshwater. London, 237 p.
1844. Illustrations of the recent conchology of Great Britain and Ireland, with the description and localities of all the species, marine, land, and fresh water. Smith, Elder and Co., London. 144 pp.
- Bruff, S. C.
1946. The paleontology of the Pleistocene molluscan fauna of the Newport Bay area, California. Univ. California Publ. Geol. 27(6):213-240.
- Bruguière, M.
1789-1791. Encyclopédie méthodique: Histoire naturelle des Vers 1(1):158-173.
- Bruntz, L.
1902. L'excretion chez les cirripèdes. C. R. Acad. Sci. Paris 135:987-988.
- Buchholz, H.
1951. Die Larvenformen von *Balanus improvisus*. Beiträge zur Kenntnis des Larvenplanktons, I. Kiel. Meeresforsch. 8:49-57.
- Burmeister, H.
1834. Beiträge zur Naturgeschichte der Rankenfüßer (Cirripedia). G. Reimer, Berlin, 60 p.
- Cailliaud, F.
1865. Catalogue des Radiaires, des Annélides, des Cirrhipèdes et des Mollusques, marins, terrestres et fluviatiles recueillis dans le département de la Loire-Inférieure. Soc. Acad. Loire-Inférieure Nantes, p. 36-43 (Cirripedia).
- Callame, B.
1965. Action de la lumière sur la fixation des larves cirripèdes. Trav. Centre recherches et d'études Océanogr., n.s., 6(¼):413-417.
- Calman, W. T.
1909. Crustacea. In, The fauna of Cocos-Keeling Atoll, collected by F. Wood-Jones. Proc. Roy. Soc. London, Part 1:159-160.
1920. A whale-barnacle of the genus *Xenobalanus* from Antarctic Seas. Ann. Mag. Nat. Hist., ser 9, 6: 165-166.
- Carderelli, N. F.
1968. Barnacle cement as a dental restorative adhesive. Natl. Inst. Dental Res., NIH, Bethesda, Maryland; 1-49.
- Carli, A.
1966a. Su alcune deformazioni della mandibola de *Chthamalus depressus* (Poli). Natura, Riv. Soc. Italiana Sci. Nat. e Mus. Civico Storia Nat. Milano, 57(4):277-278.
- 1966b. Osservazioni sui cirripedi della costa ligure *Chthamalus stellatus* (Poli). e *Chthamalus depressus* (Poli). Boll. Mus. Ist. Biol. Univ. Genova 34(208):115-134.
- Carlton, J. T. and V. A. Zullo
1969. Early records of the barnacle *Balanus improvisus* Darwin from the Pacific coast of North America. Occas. Pap. California Acad. Sci. 75:1-6.
- Caziot, E.
1921. Les Cirripèdes de la mer de Nice. Bull. Soc. Zool. France 46:51-54.
- Chapman, F.
1914. Description of new and rare fossils obtained by deep boring in the Mallee, pt. 3. Ostracoda to fishes. Proc. Roy. Soc. Victoria, n.s. 27(1):28-71.
- Chenu, J. C.
1843. *Creusia* and *Pyrgoma*. Illustrations Conchyliologiques. Paris, vol. 1.
- Chilton, C.
1909. The Crustacea of the subantarctic islands of New Zealand. In, The Subantarctic Islands of New Zealand, 2(26):601-671.
1911. Scientific results of the New Zealand Government Trawling Expedition, 1907, Crustacea. Rec. Canterbury Mus. 1(3):285-312.
1920. Note on two northern cirripedes recorded from New Zealand. New Zealand J. Sci. Technol. 3:53.
- Chipperfield, P. N. J.
1948. The breeding and settlement of *Balanus balanoides* in different localities in Great Britain in 1946-1947. Challenger Soc. London 2(20):13-14.
1949. The effect of environmental conditions upon the growth of *Balanus balanoides*. Challenger Soc. London 3(1):17-18.
- Ciurea, J., T. Monod and G. Dinulesco
1933. Présence d'un Cirripède operculé sur un poisson dulcaquicole européen. Bull. Inst. Océanogr. Monaco 615:1-32.
- Clarke, E.
1905. The fossils of the Waitemata and Papakura series. Trans. New Zealand Inst. 38:413-421.
- Clarke, G. L.
1947. Poisoning and recovery in barnacles and mussels. Biol. Bull. 92(1):73-91.
- Coe, W. R.
1932. Season of attachment and rate of growth of sedentary marine organisms at the Pier of the Scripps Institution of Oceanography. Bull. Scripps Inst. Oceanogr. Univ. California, ser. 3:37-74.
- Coe, W. R. and W. E. Allen
1937. Growth of sedentary marine organisms on experimental blocks and plates for nine successive years at the pier of the Scripps Institution of Oceanography. Bull. Scripps Inst. Oceanogr. tech. ser. 4(4):101-136.
- Cole, W. H.
1929. The relation between temperature and the pedal rhythm of *Balanus*. J. Gen. Physiol. 12(5):599-608.
- 1932a. Stimulation by the salts of the normal aliphatic acids in the rock barnacle *Balanus balanoides*. J. Gen. Physiol. 15(6):611-620.
- 1932b. The sensitivity of the cirri and the variability of their movements in the barnacles *Balanus tintinnabulum* and *B. balanoides*. J. Exp. Zool. 63(1): 143-153.

- Cole, W. H. and J. B. Allison
 1931. Chemical stimulation by alcohols in the barnacle, the frog and planaria. *J. Gen. Physiol.* 14:71-86.
 1935. Stimulation of the barnacle *Balanus balanoides* by NaCl, Na₂SO₄, NaNO₃, glucose, glycerol and urea. *Mt. Desert Island Biol. Lab. Bull.* 24:25-28.
 1937. Responses of the barnacle to some strong electrolytes and to urea, glucose, and glycerol. *Physiol. Zool.* 10(4):405-411.
- Cones, H. N.
 1968. Selectivity in fossil preservation as shown by a comparison of fossil and modern barnacle populations. *Chesapeake Sci.* 9(1):61-63.
- Connell, J.
 1955. *Elminius modestus* Darwin, a northward extension of range. *Nature* 175(4465):954.
 1957. An experimental analysis of interspecific competition in natural populations of intertidal barnacles. 25th Int. Congr. Zool. Sect. III, Pap. 1:1-2.
 1959. Studies of some factors affecting the recruitment and mortality of natural populations of intertidal barnacles. In, Ray, D. L. (ed.), *Marine Boring and Fouling Organisms*, Univ. Washington Press, Seattle p. 226-233.
 1961a. Effects of competition, predation by *Thais lapillus*, and other factors on natural populations of the barnacle *Balanus balanoides*. *Ecol. Monogr.* 31: 61-104.
 1961b. The influence of interspecific competition and other factors on the distribution of the barnacle *Chthamalus stellatus*. *Ecology* 42(4):710-723.
 1970. A predator-prey system in the marine intertidal region. I. *Balanus glandula* and several predatory species of *Thais*. *Ecol. Monogr.* 40(1):49-78.
- Conrad, T. A.
 1834. Description of new Tertiary fossils from the southern states. *J. Acad. Nat. Sci. Philadelphia*, ser. 1, 7:130-157.
 1837. Descriptions of new marine shells from upper California, collected by Thomas Nuttall, Esq. *J. Acad. Nat. Sci. Philadelphia*, ser. 1, 7(2):227-268.
 1846. Description of new species of organic remains from the upper Eocene limestone of Tampa Bay. *Am. J. Sci. Arts*, ser. 2, 2(6)(37):399-400.
 1856. Descriptions of three new genera and twenty three species of Middle Tertiary fossils from California, and one from Texas. *Proc. Acad. Nat. Sci. Philadelphia*, 8:315.
 1876. Note on a cirripede of the California Miocene, with remarks on fossil shells. *Proc. Acad. Nat. Sci. Philadelphia* 28:273-275.
- Cook P. A. and P. A. Gabbott
 1970. Seasonal changes in the free glycerol level in the body parts of the adult barnacle. *Mar. Biol.* 7:11-13.
 1972. Seasonal changes in the biochemical composition of the adult barnacle *Balanus balanoides*, and the possible relationships between biochemical composition and cold-tolerance. *J. Mar. Biol. Assoc. U. K.* 52(4):805-825.
- Cook, P. A. and A. H. Lewis
 1971. Acquisition and loss of cold tolerance in adult barnacles (*Balanus balanoides*) kept under laboratory conditions. *Mar. Biol.* 9(1):26-30.
- Cook, P. A., P. A. Gabbott and A. Youngson
 1972. Seasonal changes in the free amino acid composition of the adult barnacle, *Balanus balanoides*. *Comp. Biochem. Physiol.* 42(3B):409-421.
- Cornelius, P. F. S.
 1972. Thermal acclimation of some intertidal invertebrates. *J. Exp. Mar. Biol. Ecol.* 9(1):43-53.
- Corner, E., A. J. Southward and E. C. Southward
 1968. Toxicity of oil spill removers (detergents) to marine life: An assessment using the intertidal barnacle *Elminius modestus*. *J. Mar. Biol. Assoc. U. K.* 48:29-47.
- Cornwall, I. E.
 1924a. Notes on West American whale barnacles. *Proc. California Acad. Sci. ser. 4*, 13(26):421-431.
 1924b. Some littoral barnacles from William Head, British Columbia. *Can. Field Nat.* 38(3):41-43.
 1925. A review of the Cirripedia of the coast of British Columbia, with glossary, key to the genera and species. *Contrib. Can. Biol. n.s.*, 2:459-502.
 1927a. Some North Pacific whale barnacles. *Contrib. Can. Biol. Fish. n.s.*, 3:503-517.
 1927b. Fossil Cirripedia from the Upper Oligocene Sooke Formation of Vancouver Island, B. C. Univ. California Publ. Geol. Sci. 16:399-408.
 1928. Collecting at Cachalot Whaling Station. *Can. Field Nat.* 42:9-12.
 1936. On the nervous system of four British Columbian barnacles (one new species). *J. Biol. Board Can.* 1(6):469-475.
 1937. A new species of barnacle from the coast of California. *Ann. Mag. Nat. Hist. London*, (ser. 10), 20:232-235.
 1941. A new genus and species of barnacle from Ecuador. *Univ. So. California Publ., A. Hancock Pacific Exped.*, 5(5):227-230.
 1951. The barnacles of California (Cirripedia). *Wasman J. Biol* 9(3):311-346.
 1953. The central nervous system of barnacles (Cirripedia). *J. Fish. Res. Board Can.* 10(2):76-84.
 1955a. The barnacles of British Columbia. *Brit. Columbia Provincial Mus. Dept. Education, Handbook No. 7*, p. 5-69.
 1955b. Canadian Pacific Fauna. 10. Arthropoda, 10e, Cirripedia. *Fish. Res. Board Can.* p. 1-49.
 1956. Identifying fossil and Recent barnacles by the figures in the shell. *J. Paleontol.* 30(3):646-651.
 1958. Identifying Recent and fossil barnacles. *Can. J. Zool.* 36:79-89.
 1959. More shell figures and notes on barnacles. *Can. J. Zool.* 37:401-406.
 1960. Barnacle shell figures and repairs. *Can. J. Zool.* 38:827-832.
 1962. The identification of barnacles, with further figures and notes. *Can. J. Zool.* 40:621-629.
- Costa, O. G.
 1838. Di alcuni Balanidi appartenenti al Regno di Napoli.
 1843. *Atti. Accad. Sci. Napoli* 5(2).
- Costlow, J. D.
 1956. Shell development in *Balanus improvisus* Darwin. *J. Morphol.* 99(2):359-415.
 1959. Effect of carbonic anhydrase inhibitors on shell development and growth of *Balanus improvisus* Darwin. *Physiol. Zool.* 32(3):177-184.
 1963. Molting and cyclic activity of chromatophorotropins of the central nervous system of the barnacle, *Balanus eburneus*. *Biol. Bull.* 124(3):254-261.
- Costlow, J. and C. Bookhout
 1953. Molting and growth in *Balanus improvisus*. *Biol. Bull.* 105(3):420-433.
 1956. Molting and shell growth in *Balanus amphitrite niveus*. *Biol. Bull.* 110(2):107-116.
 1957a. Larval development of *Balanus eburneus* in the laboratory. *Biol. Bull.* 112(3):313-324.
 1957b. Body growth vs. shell growth in *Balanus improvisus*. *Biol. Bull.* 113(2):224-232.
 1958a. Larval development of *Balanus amphitrite* var. *denticulata* Broch reared in the laboratory. *Biol. Bull.* 114(3):284-295.
 1958b. Molting and respiration in *Balanus amphitrite denticulata* Broch. *Physiol. Zool.* 31:271-280.
- Crisp, D. J.
 1950. Breeding and distribution of *Chthamalus stellatus*. *Nature* 166(4216):311-312.
 1953. Changes in the orientation of barnacles of certain species in relation to water currents. *J. Anim. Ecol.* 22:331-343.
 1954. Breeding of *Balanus porcatus* in the Irish Sea. *J. Mar. Biol. Assoc. U.K.* 33(2):473-496.

1955. The behaviour of barnacle cyprids in relation to water movement over a surface. *J. Exp. Biol.* 32(3):569-590.
1956. A substance promoting hatching and liberation of young in cirripedes. *Nature* 178(4527):263.
1958. The spread of *Elminius modestus* Darwin in north-west Europe. *J. Mar. Biol. Assoc. U.K.* 37:483-520.
- 1959a. Factors influencing the time of breeding of *Balanus balanoides*. *Oikos* 10(2):275-289.
- 1959b. A further extension of *Elminius modestus* Darwin on the west coast of France. *Beaufortia* 7(82):37-39.
- 1959c. The rate of development of *Balanus balanoides* (L.) embryos in vitro. *J. Anim. Ecol.* 28:119-132.
- 1960a. Northern limits of *Elminius modestus* in Britain. *Nature* 188-681.
- 1960b. Factors influencing growth rate in *Balanus balanoides*. *J. Anim. Ecol.* 29:95-116.
- 1960c. Mobility of barnacles. *Nature* 188(4757):1208-1209.
1961. Territorial behaviour in barnacle settlement. *J. Exp. Biol.* 38(2):429-446.
- 1962a. The planktonic stages of the Cirripedia *Balanus balanoides* (L.) and *Balanus balanus* (L.) from north temperate waters. *Crustaceana* 3:207-221.
- 1962b. The larval stages of *Balanus hameri* (Ascanius, 1767). *Crustaceana* 4(2):123-130.
- 1964a. The effects of the severe winter of 1962-63 on marine life in Britain. *J. Anim. Ecol.* 33:165-210.
- 1964b. Racial differences between North American and European forms of *Balanus balanoides*. *J. Mar. Biol. Assoc. U.K.* 44:33-45.
- 1968a. Differences between North American and European populations of *Balanus balanoides* revealed by transplantation. *J. Fish. Res. Board Can.* 25(12):2633-2641.
- 1968b. Distribution of the parasitic isopod *Hemioniscus balani* with special reference to the east coast of North America. *J. Fish. Res. Board Can.* 25(6):1161-1167.
1969. Studies of barnacle hatching substance. *Comp. Biochem. Physiol.* 30:1037-1048.
- Crisp, D. J. and A. P. Austin
1960. The action of copper in antifouling paints. *Ann. Appl. Biol.* 48(4):787-799.
- Crisp, D. J. and H. Barnes
1954. The orientation and distribution of barnacles at settlement with particular reference to surface contour. *J. Anim. Ecol.* 23:142-162.
- Crisp, D. J. and P. N. Chipperfield
1948. Occurrence of *Elminius modestus* (Darwin) in British waters. *Nature* 161(4080):64.
- Crisp, D. J. and A. O. Christie
1966. Toxicity of aliphatic amines to barnacle larvae. *Comp. Biochem. Physiol.* 18(1):59-69.
- Crisp, D. J. and D. J. Clegg
1960. The induction of the breeding condition of *Balanus balanoides* (L.). *Oikos* 11(2):265-275.
- Crisp, D. J. and J. Costlow
1963. The tolerance of developing cirripede embryos to salinity and temperature. *Oikos* 14(1):22-34.
- Crisp, D. J. and P. A. Davies
1955. Observation *in vivo* on the breeding of *Elminius modestus* grown on glass slides. *J. Mar. Biol. Assoc. U.K.* 34(2):357-380.
- Crisp, D. J. and E. W. Knight-Jones
1953. The mechanism of aggregation in barnacle populations. *J. Anim. Ecol.* 22(2):360-362.
- Crisp, D. J. and P. S. Meadows
1962. The chemical basis for gregariousness in Cirripedia. *Proc. R. Soc. London, ser. B*, 156:500-520.
1963. Absorbed layers: The stimulus to settlement in barnacles. *Proc. R. Soc. London, ser. B*, 158:364-387.
- Crisp, D. J. and A. H. N. Molesworth
1951. Habitat of *B. amphitrite* var. *denticulata* in Britain. *Nature* 167:489.
- Crisp, D. J. and B. S. Patel
1958. Relation between breeding and ecdysis in cirripedes. *Nature* 181:1078-1079.
1960. The molting cycle in *Balanus balanoides* (L.). *Biol. Bull* 118(1):31-47.
1961. The interaction between breeding and growth rate in the barnacle *Elminius modestus* Darwin. *Limnol. Oceanogr.* 6(2):105-115.
1967. The influence of the contour of the substratum on the shapes of barnacles. *Symp. Crustacea, India*, p. 612-629.
1969. Environmental control of the breeding of three boreo-arctic cirripedes. *Mar. Biol.* 2(3):283-295.
- Crisp, D. J. and D. A. Ritz
1967a. Changes in the temperature tolerance of *Balanus balanoides* during its life cycle. *Helgolander wiss. Meeresunt.* 15:98-115.
- 1967b. Temperature acclimation in barnacles. *J. Exp. Mar. Biol. Ecol.* 1:236-256.
1974. Responses of cirripede larvae to light. I. Experiments with white light. *Mar. Biol. (Berl.)* 23(4):327-335.
- Crisp, D. J. and A. J. Southward
1959. The further spread of *Elminius modestus* in the British Isles to 1959. *J. Mar. Biol. Assoc. U.K.* 38:429-437.
1961. Different types of cirral activity of barnacles. *Philos. Trans. R. Soc. London, ser. B*, no. 705, 243:271-308.
- Crisp, D. J. and C. P. Spencer
1958. The control of the hatching process in barnacles. *Proc. R. Soc. London, ser. B*, 148:278-299.
- Crisp, D. J. and H. G. Stubbings
1957. The orientation of barnacles to water currents. *J. Anim. Ecol.* 26:179-196.
- Crisp, D. J., A. O. Christie and A. F. A. Ghobashy
1967. Narcotic and toxic action of organic compounds on barnacle larvae. *Comp. Biochem. Physiol.* 22:629-649.
- da Costa, E.
1778. *Historia naturalis testaceorum Britanniae, or the British conchology*. London. 254 pp.
- Dacque, E.
1921. *Vergleichende biologische Formenkunde der fossilen niederen Tiere*. Berlin. 777 p.
- Dahlberg, M. D.
1971. Toxicity of acrolein to barnacles. *Chesapeake Sci.* 12(4):282-284.
- Dakin, W. J., I. Bennett, and E. C. Pope
1948. A study of certain aspects of the ecology of the intertidal zone of the New South Wales coast. *Aust. J. Sci. Res., ser. B*, 1, 2:176-230.
- Dall, W. H.
1872. On the parasites of the cetaceans of the N.W. coast of America, with descriptions of new forms. *Proc. California Acad. Sci.*, 4(5):299-301.
1902. On the true nature of *Tamiosoma*. *Science n.s.*, 15:5-7.
1909. Contributions to the Tertiary paleontology of the Pacific Coast. 1. The Miocene of Astoria and Coos Bay, Oregon. *U.S.G.S. Prof. Paper* 59:1-142.
- Daniel, A.
1952. The respiratory mechanism of *Balanus tintinnabulum* L. *J. Madras Univ., ser. B*, 22(2):261-267.
1953. Some new cirripedes from the Madras Coast. *J. Madras Univ., ser. B*, 23(3):219-226.
- 1955a. Gregarious attraction as a factor influencing the settlement of barnacle cyprids. *J. Madras Univ., ser. B*, 25(1):97-107.
- 1955b. The primary film as a factor of settlement of marine foulers. *J. Madras Univ., ser. B*, 25(2):189-200.
- 1955c. The Cirripedia of the Madras coast. *Bull. Madras Gov. Mus. (Nat. Hist. Soc.) n.s.*, 6(2):1-40.

1956. Colour as a factor influencing the settlement of barnacles. *Current Sci.* 25:21-22.
- 1957a. Illumination and its effect on the settlement of barnacle cyprids. *Proc. Zool. Soc. London* 129(3): 305-313.
- 1957b. Influence of stage of tide on the attachment of barnacle cyprids. *J. Bombay Nat. Hist. Soc.* 54(4): 866-868.
- 1958a. A new barnacle *Balanus (Semibalanus) madrasensis* n. sp. from fishing craft off Madras. *Ann. Mag. Nat. Hist.*, ser. 13, 1:305.
- 1958b. On *Platylepas indicus* n. sp. a new barnacle from the Madras coast of India. *Ann. Mag. Nat. Hist.*, ser. 13, 1:755-757.
- 1958c. Settlement of marine foulers and borers in the Madras Harbour in relation to velocity of water currents. *J. Sci. Ind. Res. (India)* 17C(1):18-20.
- 1962a. On a new species of operculate barnacle (Cirripedia: Crustacea) from the gastropod mollusc, *Murex* sp. from Porto Novo, Madras State. *Ann. Mag. Nat. Hist.*, ser. 13, 5:193-197.
- 1962b. A new species of platylepadid barnacle (Cirripedia: Crustacea) from the green turtle (*Eretmochelys* sp.) from little Andaman Island. *Ann. Mag. Nat. Hist.*, ser. 13, 5:641-645.
- Daniel, A. and V. Prem-Kumar
1968. A new species of operculate barnacle of the subgenus *Membranobalanus* (Cirripedia, Thoracica) from sponges in the Indian seas. *Crustaceana* 14(2):147-150.
- Darwin, C.
1851a. A Monograph on the subclass Cirripedia, with figures of all species. The Lepadidae; or, pedunculated cirripedes. Ray Soc., London. 400 pp.
1851b. A monograph of the fossil Lepadidae, or pedunculated cirripedes of Great Britain. *Paleontogr. Soc. London.* 99 pp.
1854a. A Monograph on the Fossil Balanidae and Verucidae of Great Britain. *Palaeontogr. Soc. London.* 44 p.
1854b. A Monograph on the subclass Cirripedia with figures of all the species. The Balanidae, the Verucidae, etc. Ray Soc. London, 684 p.
1897. Geological observations on the Volcanic Islands and parts of South America visited during the voyage of the H.M.S. Beagle. D. Appleton and Co., New York 3rd ed. 648 p.
- Davadie, C.
1963. Etude des Balanes d'Europe et d'Afrique. Systematique et structure des Balanes fossiles d'Europe et d'Afrique. Ed. Centre Natl. Rech. Sci. (C.N.R.S.) Paris, 146 pp.
- Davadie-Suaudeau, C.
1952. Contribution a l'etude des Balanides Tertiaires de l'Algeria. *Bull. Serv. Carte Geol. Alger.*, ser. 1, Paleontol., no. 14:8-109.
- Davis, C. William, Unni E. H. Fyhn, and H. J. Fyhn.
1973. The intermolt cycle of cirripeds: criteria for its stages and its duration in *Balanus amphitrite*. *Biol. Bull.* 145:310-322.
- Dawson, C. E.
1957. *Balanus* fouling of shrimp. *Science* 126(3282):1068.
- Dawson, R. M. C. and H. Barnes
1966. Studies in the biochemistry of cirripede eggs. II. Changes in the lipid composition during development of *Balanus balanoides* and *B. balanus*. *J. Mar. Biol. Assoc. U.K.* 46(2):249-261.
- Dawydoff, C.
1952. Contribution a l'etude des invertebres de la faune marine benthique de l'Indochine. *Bull. Biol. France Belgique, Suppl.* 37(9):127-131.
- Day J. H. and J. F. C. Morgans
1956. The ecology of South African estuaries. Part 7. The biology of Durban Bay. *Ann. Natal Mus.* 13(3):259-312.
- Dayton, P. K.
1971. Competition, disturbance, and community organization of space in a rocky intertidal community. *Ecol. Monogr.* 41:351-389.
- de Alessandri, A.
1910. Die Cirripedier des Miocäns von Eggenburg. *Abhandl. d. K. K. Geol. Reichsanstalt.* 22(1):115-126.
- deAlessandri, G.
1895. Contribuzione allo studio dei Cirripedi fossili d'Italia. *Soc. Geol. Ital. Boll.* 13(3):234-314.
1897. La Pietra da Cantoni di Rosignano e di Vignale. *Soc. Ital. Sci. Nat. Mem.* 6(1):1-98.
1906. Studi monografici sui Cirripedi fossili d'Italia. *Palaeontogr. Italica* 12:207-324.
1907a. Observations sur les Cirripedes fossiles de la France. *La Feuille Jeunes nat. Paris* 37(441):169-176; 37(442):193-197.
1907b. Osservazioni sopra alcuni Cirripedi fossili della Francia. *Atti. Soc. Ital. Sci. Nat.* 45:251-291.
1908. Cirripedes fossiles des faluns de Touraine *La Feuille Jeunes Nat. Paris* 38:218-219.
1922. Cirripedes du Miocene de l'Aquitaine. *Act. Soc. Linn. Bordeaux* 74:203-229.
- deBlainville, H. M.
1824. *Nematopoda Dict. Sci. Nat.* 32 (Mollusques-Morfil). F. G. Levrault, Strasbourg. 567 p.
1825-1827. *Manual de Malacologie et de Conchyliologie.* F. G. Levrault, Paris. 664 p. (vol. 1, text, 1825); 87 pls. (vol. 2, plates, 1827).
- DeLong, J. H., Jr.
1941. The paleontology and stratigraphy of the Pleistocene at Signal Hill, Long Beach, California. *Trans. San Diego Soc. Nat. Hist.* 9(25):229-252.
- DenHartog, C.
1953. Immigration, dissemination and ecology of *Elminius modestus* in the North Sea, especially along the Dutch coast. *Misc. Publ. Zool. Mus. Amsterdam* 4(33):9-20.
1956. Speculations on the immigration of the barnacle *Elminius modestus* in France. *Beaufortia* 5:141-142.
- de Oliveira, L. P. H.
1940a. Contribuição ao conhecimento dos crustaceos do Rio de Janeiro: Sub-ordem *Balanomorpha* (Cirripedia: Thoracica). *Mem. Inst. Oswaldo Cruz* 36(1):137-151.
1940b. Sobre una nova especie de crustaceo *Chthamalus rhizophorae* n. sp. *Mem. Inst. Oswaldo Cruz* 35(2): 379-380.
1941. Contribuição ao conhecimento dos crustaceos do Rio de Janeiro. Sub-ordem "Balanomorpha" (Cirripedia, Thoracia). *Mem. Inst. Oswaldo Cruz* 36(1):1-31.
1947. Distribuição geográfica da fauna e flora da Baía de Guanabara. *Mem. Inst. Oswaldo Cruz* 45(3): 709-735.
- DePalma, J. R.
1963. Marine fouling and boring organisms off Fort Lauderdale, Florida. *Mar. Sci. Dept., U.S. Naval Oceanogr. Office, Informal Rep. No. 0-70-62, pp. 1-28.* (Unpubl. Ms.)
1969a. Marine biofouling in Vieques Sound, Puerto Rico, an informal report, April, 1964, to February, 1969. *U.S. Naval Oceanogr. Off. Informal Rep.* (Unpubl. Ms.)
1969b. Marine biofouling at Penobscot Bay, Maine and Placentia Sound, Newfoundland, 1960 to 1968. *U.S. Naval Oceanogr. Off. Informal Rep. IR No. 69-56, pp. 1-14* (Unpubl. Ms.)
- Deshayes, G. P.
1831. *CONIE. Conia.* *Encyclopedie methodique: Histoire Naturelle des Vers* 2(2):257-258.
- Des Moulins, C.
1866. Liste des principaux fossiles recueillis par les membres de la societe a Cazeneuve dans le Calcaire de Bazas pendant l'excursion de la 50e Fete Lin-

- neenne. Acta Soc. Linn. Bordeaux 26 (ser. 3, vol. 6.): 293-344.
- Dollfus, R. P.
1968. *Xenobalanus globicipitis* Steenstrup (Cirripedia, Thoracica) récolte sur *Tursiops truncatus* (Montagu) à proximité de la Côte Nord du Maroc. Inst. Pêches maritimes Maroc. Bull. 16:55-60.
- Doochin, H. D.
1951. The morphology of *Balanus improvisus* Darwin and *Balanus amphitrite* Darwin during initial attachment and metamorphosis. Bull. Mar. Sci. Gulf Caribb. 1(1):15-39.
- Driscoll, E.
1968. Sublittoral attached epifaunal development in Buzzards Bay, Mass. Hydrobiologia 32(1/2):27-32.
- Edmondson, C. H.
1933. Reef and shore fauna of Hawaii. Bernice P. Bishop Mus. Spec. Publ. 22:1-295.
1951. Some central Pacific crustaceans. Bernice P. Bishop Mus. Occas. Pap. 20(13):183-243.
- Edmondson, C. H. and W. M. Ingram
1939. Fouling organisms in Hawaii. Bernice P. Bishop Mus. Occas. Pap. 14(14):251-300.
- Eldred, B.
1962. The attachment of the barnacle *Balanus amphitrite* Darwin, and other fouling organisms to the rock shrimp *Sicyonia dorsalis* Kingsley. Crustaceana 3(3):203-206.
- Ellis, J.
1758. An account of several rare species of barnacles. Philos. Trans. 50(2):845-855. (read 21 Dec. 1758, publ. 1759).
- Ellis, J. and D. Solander
1786. The natural history of many curious and uncommon zoophytes collected from various parts of the globe. Cirripedia, pp. 197-198, pl. 15. Benjamin White and Son, London.
- Elofsson, O.
1952. *Balanus improvisus* Darwin. Rev. Ny for Medelspad. Satr. Svensk. Fauna 2:47-53.
- Emerson, W. K.
1956. Pleistocene invertebrates from Punta China, Baja California, Mexico. With remarks on the composition of the Pacific coast Quaternary faunas. Bull. Am. Mus. Nat. Hist. 111(4):313-342.
- Emerson, W. and L. Hertlein
1960. Pliocene and Pleistocene invertebrates from Punta Rosalia, Baja California, Mexico. Am. Mus. Novit. 2004:1-8.
- Endean, R., R. Kenny and W. Stephenson
1956. The ecology and distribution of intertidal organisms on the rocky shores of the Queensland mainland. Aust. J. Mar. Freshwater Res. 7(1):88-146.
- Endean, R., W. Stephenson and R. Kenny
1956. The ecology and distribution of intertidal organisms on certain islands off the Queensland coast. Aust. J. Mar. Freshwater Res. 7(3):317-342.
- Ephrusi, B.
1922. Sur la spermatogenèse du *Balanus perforatus*. C. R. Acad. Sci. Paris, 176:141-144.
- Evans, F.
1968. Isolated populations of *Elminius modestus* (Crustacea, Cirripedia) in Northumberland. Nature 220(5164):260.
- Fabricius, O.
1798. Tillaeg-til Conchylie-Slaegterne *Lepas*, *Pholas*, *Mya* og *Solen*. Skriv. Naturhist. Selsk. Kiøbenhavn 4(2):34-51.
- Fahrenbach, W. H.
1965. The micromorphology of some simple photoreceptors. Z. Zellforsch 66:233-254.
- Fales, D. E.
1928. The light receptive organs of certain barnacles. Biol. Bull. 54:534-547.
- Feyling-Hansen, R. W.
1953. The barnacle *Balanus balanoides* (Linné, 1766) in Spitzbergen. Skr. norsk. Polarinst. 98:1-64.
- Filatowa, E.
1902. Quelques remarques à propos du développement post-embryonnaire et l'anatomie de *Balanus improvisus* (Darwin). Zool. Anz. 25:379-385.
- Filhol, H.
1885. Mission de l'île Campbell. Cirripèdes. Acad. Sci. Paris 3(2):485-490.
- Fischer, E.
1929. Le cirripède *Balanus amphitrite* Darwin à Saint-Servan. Bull. Lab. Maritime St. Servan 4:10-11.
- Fischer, P.
1872. Crustacés Podophthalmes et Cirrhipèdes du département de la Gironde et des côtes du Sud-Ouest de la France. Acta. Soc. Linn. Bordeaux, ser 3, 28(8):405-407 and 431-437.
1884. Cirrhipèdes de l'Archipel de la Nouvelle-Calédonie. Bull. Soc. Zool. France 9:355-360.
1888. Description d'un nouveau genre de Cirrhipède (*Stephanolepas*) parasite des tortues marines. Acta. Soc. Linn. Bordeaux, 40:193-196.
- Fischer, P. H.
1943. Observations sur les conditions de vie de *Balanus balanoides* dans quelques stations boreales et arctiques. Bull. Lab. Maritime Dinard 25:65-72.
- Fischer-Piette, E.
1930. Sur la croissance de *Balanus balanoides* a St. Servan. Bull. Lab. Maritime St. Servan 5:39-41.
1932. Sur l'habitat de Cirripèdes *Balanus crenatus* Brug. et *Verruca stroemia* O. Muller. Bull. Lab. Maritime St. Servan 8:8-11.
1955. Répartition, le long des côtes Septentrionales de l'Espagne, des principales espèces peuplant les rochers intercotidaux. Ann. Inst. Oceanogr. 31: 37-124.
1963. *Elminius modestus* a Pornic et à Vigo. Bull. Mus. Natl. Hist. Nat. Paris, ser. 2, 35(2):176-178.
1964. *Elminius modestus* aux Sables d'Olonne. Bull. Mus. Natl. Hist. Nat. Paris 36:500-501.
1965. Suite de l'expansion sur la côte Atlantique française du cirripède austral *Elminius modestus* Darwin. Bull. Mus. Natl. Hist. Nat. Paris, ser 2, 37(3):466-468.
- Fischer-Piette, E. and M. Prenant
1956. Distribution des cirripèdes intercotidaux d'Espagne septentrionale. Bull. Cent. Étud. Rech. Sci. Biarritz 1(1):7-19.
- Fishelson, L.
1966. *Spirastrella inconstans* Dendy (Porifera) as an ecological niche in the littoral zone of the Dahlak Archipelago (Eritrea). Rep. Israel South Red Sea Exped. 1962, no. 20. Sea Fish. Sta. Haifa, Bull. 41:17-25.
1971. Ecology and distribution of the benthic fauna in the shallow waters of the Red Sea. Int. J. Life Oceans Coastal Waters 10(2):113-133.
- Fitzgerald, R. T.
1968. Calcium and pH dependency in the clotting of the blood of *Balanus nubilis* (Darwin, 1854). Comp. Biochem. Physiol. 24:1055-1059.
- Fleming, C. A.
1959. A Pliocene whale barnacle from Hawke's Bay, New Zealand. New Zealand J. Geol. Geophys. 2:242-247.
- Fletcher, H. O.
1938. Marine Tertiary fossils and a description of a Recent *Mytilus* from Kerguelen Island. B.A.N.Z. Antarctic Res. Repts., ser. A., 2(Geol.)6:101-116.
- Forbes, L., M.J.B. Seward and D. J. Crisp
1971. Orientation to light and the shading response in barnacles. In, Crisp, D. J. (ed.), Proc., 4th European Mar. Biol. Symp. p. 539-558. Cambridge University Press.

- Foster, B. A.
 1967a. A guide to the littoral balanomorph barnacles of New Zealand. *Tuatara* 15(2):75-86.
 1967b. The early stages of some New Zealand shore barnacles. *Tane* (Auckland Univ. Field Club Mag.), 13:33-42.
 1969. Tolerance of high temperatures by some intertidal barnacles. *Mar. Biol.* 4(4):326-332.
 1970. Responses and acclimation to salinity in the adults of some balanomorph barnacles. *Philos. Trans. R. Soc. London* 256(810):377-400.
 1971a. Desiccation as a factor in the intertidal zonation of barnacles. *Mar. Biol.* 8(1):12-29.
 1971b. On the determinants of the upper limit of intertidal distribution of barnacles (Crustacea: Cirripedia). *J. Anim. Ecol.* 40:33-48.
 1974. The barnacles of Fiji with observations on the ecology of barnacles on tropical shores. *Pac. Sci.* 28(1):34-56.
- Foster, B. A. and J. A. Nott
 1969. Sensory structures in the opercula of the barnacle *Elminius modestus*. *Mar. Biol.* 4(4):340-344.
- Fowler, H. W.
 1912. The Crustacea of New Jersey. *Ann. Rep. New Jersey State Mus.* 1911(2):29-650.
- Freiberger, A. and C. Cologer
 1966. Rearing acorn barnacle cyprids in the laboratory for marine fouling studies. *Nav. Eng. J.* 78:881-890.
- Freiberger A, C. P. Cologer, V. Ligouri, R. F. Nigrelli
 1969. Some new approaches to the study of barnacles. *Ocean Eng.* 1(4):469-474.
- Gabbott, P. A. and V. N. Larman
 1971. Electrophoretic examination of partially purified extracts of *Balanus balanoides* containing a settlement inducing factor. *In*, Crisp, D. J. (ed.) *Proc. 4th European Mar. Biol. Symp.* pp. 143-153. Cambridge Univ. Press.
- Gauld, D. T.
 1957. An annotated check-list of the Crustacea of the Gold Coast. 1. Cirripedia. *J. West African Sci. Assoc.* 3(1):10-11.
- Gibson, P. H. and J. A. Nott
 1971. Concerning the fourth antennular segment of the cypris larva of *Balanus balanoides*. *In*, Crisp, D. J. (ed.) *Proc. 4th European Mar. Biol. Symp.* pp. 227-236. Cambridge Univ. Press.
- Giltay, L.
 1934. Note sur l'association de *Balanus concavus pacificus* Pilsbry (Cirripède) et *Dendraster excentricus* (Escholtz) (Echinoderme). *Mus. Hist. Nat. Belgique Bull.* 10(5):1-7.
- Glynn, P. W.
 1965. Community composition, structure, and interrelationships in the marine intertidal *Endocladia muricata* — *Balanus glandula* association in Monterey Bay, California. *Beaufortia* 12(148):1-198.
- Gmelin, J. F.
 1791. *Systema naturae per regna tri naturae . . . editio decima tertia, aucta, reformata.* Leipzig 1(6):3021-3909 (Vermes).
- Gomez, E. D.
 1973. Observations on feeding and prey specificity of *Tritonia festiva* (Stearns) with comments on other Tritoniids (Mollusca: Opisthobranchia). *Veliger* 16(2): 163-165.
 1975. Sex determination in *Balanus (Conopea) galeatus* (L.) (Cirripedia Thoracica). *Crustaceana* 28(1):105-107.
- Gomez, E. D., D. J. Faulkner, W. A. Newman and C. Ireland
 1973. Juvenile hormone mimics: Effect on cirriped crustacean metamorphosis. *Science* 179:813-814.
- Gordon, C. M.
 1969. The apparent influence of salinity on the distribution of barnacle species in Chesapeake Bay (Cirripedia) *Crustaceana* 16(2):139-142.
- Gordon, C. M., R. A. Carr and R. E. Larson
 1970. The influence of environmental factors on the sodium and manganese content of barnacle shells. *Limnol. Oceanogr.* 15(3):461-466.
- Gordon, J. A.
 1970. An annotated checklist of Hawaiian barnacles (Class Crustacea; Subclass Cirripedia) with notes on their nomenclature, habitats and Hawaiian localities. *Hawaii Inst. Mar. Biol. Tech. Rep.* 19:1-130.
- Gould, A. A.
 1841. A report on the Invertebrata of Massachusetts, comprising the Mollusca, Crustacea, Annelida and Radiata. Cambridge 373 p.
- Graham, H. W. and H. Gay
 1945. Season of attachment and growth of marine organisms at Oakland, California. *Ecology* 26: 375-386.
- Grainger, F. and G. E. Newell
 1965. Aerial respiration in *Balanus balanoides*. *J. Mar. Biol. Assoc. U.K.* 45(2):469-479.
- Grasse, P. P. and O. Tuzet
 1928. Le spermatozoïde de la balane, *Balanus perforatus* Brug. *C. R. Soc. Biol.* 99:1543-1545.
 1932. Recherches sur la spermatogenèse de *Balanus perforatus* Brug. *Arch. Zool. Exp. Gén.* 73:9-21.
- Grave, B. H.
 1933. Rate of growth, age at sexual maturity and duration of life of certain sessile organisms at Woods Hole, Massachusetts. *Biol. Bull.* 65(3):375-386.
- Gravier, C.
 1911. Sur quelques animaux parasites au commensaux des Madreporaires du Genre *Calaxea* (Oken). *C. R. Acad. Sci. Paris*, 132(4):210-212.
 1921a. Sur deux espèces de Cirripèdes du genre *Acasta* Leach vivant à la côte française des Somalis. *Bull. Mus. Paris*, pp. 353-357.
 1921b. Note sur deux Cirripèdes de la côte française des Somalis. *Bull. Mus. Hist. Nat.* 27:428-431.
 1922a. Sur l'armature buccale du *Xenobalanus globicipitis* Steenstrup (Cirripède operculé). *Bull. Mus. Paris*, p. 223-227.
 1922b. Sur les relations du crustacé et de l'éponge chez les cirripèdes spongiocoles. *C. R. Acad. Sci. Paris*, 174:830-832.
- Gray, J. E.
 1825. A synopsis of the genera of Cirripedes arranged in natural families, with a description of some new species. *Ann. Philos. n.s.*, 10(2):97-107.
 1831. Description of two new species of *Serpula*, and an undescribed coral barnacle discovered by Samuel Pearce Pratt, Esq. *Zool. Misc.*, Treuttel, Wurtz & Co. London. 86 pp.
- Gregg, J. H.
 1945. Background illumination as a factor in the attachment of barnacle cyprids. *Biol. Bull.* 88(1):44-49.
 1948. Replication of substrate detail by barnacles and some other marine organisms. *Biol. Bull.* 94(3): 161-168, pls. I-11.
- Gregorio, A. de
 1895. Note sur un Asteride et un cirripède du post-Pliocene de Sicile des genres *Astrogonium* et *Coronula*. *Ann. Geol. Paleo. Palermo* 19(17):1-7.
- Gronovius, L. T.
 1781. *Zoophylacii Gronoviani, Iconographia sive Tabularum Explicatio*, Vol. 5.
- Groom, T. T.
 1894a. On the early development of Cirripedia. *Philos. Trans. R. Soc. London*, 185(1):119-232.
 1894b. The life history of the rock barnacle, (*Balanus*). Part I. *J. Mar. Zool. Microsc.* 1(4):81-86.
 1895a. The life history of the rock barnacle, (*Balanus*). Part II. *J. Mar. Zool. Microsc.* 2(5):1-6.
 1895b. On the mouth parts of the cypris stage of *Balanus*. *Q. J. Microsc. Sci.* no. 3, 37:269-276.

- Groom, T. and J. Loeb
1890. Die Heliotropismus der Nauplier von *Balanus perforatus* und die periodischen Tiefenwanderungen pelagischer Tiere. Biol. Centralblatt 10(5-6):160-178.
- Gravel, J. A.
1893a. De la structure et de l'accroissement du test calcaire de la Balane (*B. tintinnabulum*). C. R. Acad. Sci. Paris, 116:405-408.
1893b. Contributions à l'étude des Cirrhipèdes. Arch Zool. Exp. Gen. (3) 1:401-496, 5 pls. and 497-610, 4 pls.
1896a. Sur la branchie de la *Tetraclita porosa*. C. R. Acad. Sci. Paris 122:43-44.
1896b. Sur quelques points de l'anatomie de la *Tetraclita porosa*. C. R. Acad. Sci. Paris 122:205-207.
1896c. Étude de la *Tetraclita porosa* Schumacher. Mém. Soc. Zool. France 9(1):134-148.
1896d. Gills of Cirripedia. J. R. Microsc. Soc. London, ser. 2:186.
1901. Diagnoses de quelques espèces nouvelles de Cirrhipèdes. Paris Mus. nat. d'hist. nat., Paris, Bull. 7:256-263.
1902. Cirrhipèdes. In, Expéditions scientifiques de "Travailleur" et du "Talisman," 1880-1883. Paris, p. 1-178.
1903a. Description of a new species of *Balanus* from the collection of the British Museum. Ann. Mag. Nat. Hist. 11, ser. 7(63):297.
1903b. Revision des Cirrhipèdes appartenant à la collection du Muséum d'Histoire Naturelle (Operculés). II. Partie systématique. Mus. Natl. Hist. Nat. Paris, Nouv. Arch., ser. 4, 5:95-170.
1904. Revision des Cirrhipèdes appartenant à la collection du Muséum (Thoraciques). II. Partie anatomique. Mus. Natl. Hist. Nat. Paris, Nouv. Arch., ser. 4, 6:51-224.
1905a. Monographie des Cirrhipèdes au Thécostracés. Masson et cie, Paris 472 p.
1905b. Études anatomiques sur quelques Cirrhipèdes Operculaires du Chile. Zool. Jahrb. Suppl. 6 (Fauna Chilensis, III) 2:307-352.
1906a. Cirrhipèdes du Discovery. Mus. Natl. Hist. Nat. Paris Bull. 12:270-273.
1906b. Sur une forme nouvelle de Cirrhipède operculé (*Pyrgopsis annandalei* n.g., n. sp). C. R. Acad. Sci. Paris 142:1558-1559.
1907a. Note préliminaire sur les Cirrhipèdes operculés recueillis par l'expédition subpolaire allemande du "Gauss." Soc. Zool. France Bull. 32:104-106.
1907b. Étude des Cirrhipèdes du Musée de Cambridge. Soc. Zool. France Bull. 32:162-165.
1907c. Crustacea. VI. Cirrhipèdes. National Antarctic Exped. 1901-1904. Natural History, Zoology and Botany. London, vol. 3, Arthropoda VI: 1-4.
1907d. Cirrhipèdes operculés de l'Indian Muséum de Calcutta. Mem. Asiatic Soc. Bengal 2(1):1-10.
1909a. Die Cirripedian der Deutschen Südpolar-Expedition 1901-1903. In, Deutsche Südpolar-Expedition 1901-1903. Berlin, G. Reimer, vol. 11, Zoologie 3(2):193-229.
1909b. Étude des cirrhipèdes de l'océan Indien. Trans. Linn. Soc. London, ser. 2, 13(1):23-27.
1911. Expédition antarctique françaises du Pourquoi-Pas? dirigée par M. le Dr. J. B. Charcot (1908-1910). Liste des Cirrhipèdes. Mus. Natl. Hist. Nat. Paris Bull. 17(5):292.
1912a. Mission Gravel sur la côte occidentale d'Afrique (1909-1910) et collection du Muséum d'Histoire Naturelle. Les Cirrhipèdes. Mus. Natl. Hist. Nat. Paris Bull. 18(6):344-350.
1912b. Note préliminaire sur les Cirrhipèdes recueillis pendant les campagnes de S.A.S. le Prince de Monaco. Inst. Océanogr. Monaco Bull. 241:1-7.
1920. Cirrhipèdes provenant des campagnes scientifiques de S.A.S. le Prince de Monaco (1885-1913). Résultats des campagnes scientifiques accomplies sur son yacht par Albert Ier, Prince Souverain de Monaco. Monaco, no. 53:1-88.
- Guiler, E. R.
1952. A list of the Crustacea of Tasmania. Rec. Queen Victoria Mus. 3(3):15-44.
1956. Supplement to a list of the Crustacea of Tasmania. Rec. Queen Victoria Mus. n.s., 5:1-8.
- Gutmann, W. F.
1960. Funktionelle morphologie von *Balanus balanoides*. Abh. senckenb. naturforsch. Ges. no. 500:1-45.
1961. Die Siedlungsweise der Seepocke *Balanus balanoides*. Nat. Volk 91(5):171-178.
1962. Beobachtungen zum Formproblem der Seepocken-Schale. Nat. Mus. 92(5):193-200.
- Gwilliam, G. F.
1963. The mechanism of the shadow reflex in Cirripedia. I. Electrical activity in the supraesophageal ganglion and ocellar nerve. Biol. Bull. 125(3):470-485.
1965. The mechanism of the shadow reflex in Cirripedia. II. Photoreceptor cell response, second-order responses, and motor cell output. Biol. Bull. 129(2): 244-256.
- Gwilliam, G. F. and J. C. Bradbury
1971. Activity patterns in the isolated central nervous system of the barnacle and their relation to behavior. Biol. Bull. 141(3):502-513.
- Hagiwara, S. and S. Nakajima
1966. Effects of the intracellular Ca ion concentration upon the excitability of the muscle fiber membrane of a barnacle. J. Gen. Physiol. 49(4):807-818.
- Hagiwara, S. and K. Takahashi
1967. Surface density of calcium ions and calcium spikes in the barnacle muscle fiber membrane. J. Gen. Physiol. 50(3):583-601.
- Hagiwara, S., R. Gruener, H. Hayashi, H. Sakata and A. D. Grinnell
1968. Effect of external and internal pH changes on K and Cl conductances in the muscle fiber membrane of a giant barnacle. J. Gen. Physiol. 52(5):773-792.
- Hall, J. and J. M. Clarke
1888. Natural History of New York. Paleontol. VIII: 1-236.
- Hammen, C. S.
1971. Oxygen consumption and lactate oxidation of the upper-shore barnacle *Chthamalus depressus*. Am. Zool. 11(4):662.
1972. Lactate oxidation in the upper-shore barnacle, *Chthamalus depressus* (Poli). Comp. Biochem. Physiol. 43(2B):435-442.
- Harding, J. P.
1962. Darwin's type specimens of varieties of *Balanus amphitrite*. Bull. Brit. Mus. (Nat. Hist.) 9(7): 273-296.
- Harnden, D.
1968. Digestive carbohydrases of *Balanus nubilis* (Darwin, 1854). Comp. Biochem. Physiol. 25:303-309.
- Hart, E. A.
1967. Os cromossomas de *Balanus tintinnabulum*. Inst. Pesqui. Mar. (Brasil), 8:1-11.
- Hartline, A.
1970. Note on the presence of an acorn barnacle in Tahiti (Cirripedia, Balanidae). Crustaceana 19(3):321.
- Hatai, K. M.
1938. A review of the fossil Cirripedia and shark's teeth from the region of the northeast Honshu, Japan. Bull. Biogeogr. Soc. Japan 8(5):95-102.
1939a. On the occurrence of *Coronula* from the Kakegawa series in Totomi, Japan. Bull. Biogeogr. Soc. Japan 9(15):261-265.
1939b. An interesting mode of occurrence of a cirripede from the Miocene of Tyosen. Bull. Biogeogr. Soc. Japan 9(16):267-269.
- Hatton, H.
1934. Les petits cirripèdes du littoral de la Loire-inférieure. Bull. Lab. Maritime St. Servan 8:16-17.

- Hatton, H. and E. Fischer-Piette
1932. Observations et expériences sur le peuplement des cotes rocheuses par les Cirripèdes. Bull. Inst. Oceanogr. Monaco. 592:1-15.
- Haven, S. B.
1973. Occurrence and identification of *Balanus balanoides* (Crustacea: Cirripedia) in British Columbia. *Syesis* 6:97-99.
- Hayasaka, I.
1933. On the occurrence of fossil *Coronula*. Taiwan Tigaku Kizi 4(7-9):49-50.
1935. *Coronula diadema* (L.) in the Tertiary Formation of Taiwan (Formosa). Taiwan Tigaku Kizi 6(1):1-3.
- Hedgpeth, J. W.
1969. An intertidal reconnaissance of rocky shores of the Galapagos. *Wasmann J. Biol.* 27(1):1-24.
- Heldt, Jeanne H.
1950. Note au sujet de *Xenobalanus globicipitis* Steenstrup sur *Balaenoptera borealis* Lesson en Méditerranée. Bull. Soc. Hist. Nat. Tunisie 3(1):25-28.
- Henry, D. P.
1940. The Cirripedia of Puget Sound with a key to the species. Univ. Washington Publ. Oceanogr. 4(1):1-48.
1941. Notes on some sessile barnacles from Lower California and the west coast of Mexico. Proc. New England Zool. Club. 18:99-106.
1942. Studies on the sessile Cirripedia of the Pacific Coast of North America. Univ. Washington Publ. Oceanogr. 4(3):95-134.
1943. Notes on some barnacles from the Gulf of California. Proc. U.S. Natl. Mus. 93(3166):367-373.
1954. Cirripedia: The barnacles of the Gulf of Mexico. In, Gulf of Mexico, its Origin, Waters, and Marine Life, pp. 443-446. Fish. Bull. no 89, U.S. Fish Wildlife Ser.
1957. Some littoral barnacles from the Tuamotu, Marshall, and Caroline Islands. Proc. U.S. Natl. Mus. 107(3381):25-38.
1958. Intertidal barnacles of Bermuda. J. Mar. Res. 17:215-234.
1959. The distribution of the *amphitrite* series of *Balanus* in North American waters. In, Ray, D. L. (ed.), Marine Boring and Fouling Organisms, pp. 190-203, pls. 1-4. Friday Harbor Symp., Univ. Washington Press, Seattle.
1960. Thoracic Cirripedia of the Gulf of California. Univ. Washington Publ. Oceanogr. 4(4):135-158.
1973. Descriptions of four new species of the *Balanus amphitrite* complex (Cirripedia, Thoracica). Bull. Mar. Sci. 23(4):964-1001.
- Henry, D. P. and P. McLaughlin
1967. A revision of the subgenus *Solidobalanus* Hoek (Cirripedia Thoracica) including a description of a new species with complemental males. *Crustaceana* 12(1):43-58.
- Hertlien, L. G.
1934. Pleistocene mollusks from the Tres Marias Islands, Cedros Island and San Ignacio Lagoon, Mexico. Bull. So. California Acad. Sci. 33(2):59-73.
- Hertlein, L. G. and W. K. Emerson
1956. Marine Pleistocene invertebrates from near Puerto Peñasco, Sonora, Mexico. Trans. San Diego Soc. Nat. Hist. 12(8):154-176.
- Herz, L. E.
1933. The morphology of the later stages of *Balanus crenatus* Bruguiere. Biol. Bull. 64(3):432-442.
- Hewatt, W. G.
1935. Ecological succession in the *Mytilus californianus* habitats as observed in Monterey Bay, California. Ecology 16(2):244-251.
1946. Marine ecological studies on Santa Cruz Island, California. Ecol. Monogr. 16(3):185-208.
- Hincks, W.
1840. Description of a new species of *Balanus*, from the cabinet of Samuel Wright, Esq., of Cork. Ann. Nat. Hist. 5(32):333-334.
- Hirano, R.
1953. On the rearings and metamorphoses of four important barnacles in Japan. J. Oceanogr. Soc. Japan 8(3-4):139-144.
1962. Mass rearing of barnacle larvae. Bull. Mar. Biol. Sta. Asamushi, Tohoku Univ., 11(2):77-80.
- Hirano, R. and J. Okushi
1952. Studies on sedentary marine organisms. I. Seasonal variations in the attachment and growth rates of barnacle cyprids in Aburatsubo Bay, near Misaki. Bull. Japanese Soc. Sci. Fish. 18(11):639-644.
- Hiro, F.
1931. Notes on some new Cirripedia from Japan. Mem. Coll. Sci. Kyoto Imp. Univ. ser. B, 7(3) (6):143-158.
1932a. Report on the biological survey of Mutsu Bay. No. 25; Cirripedia. Sci. Rep., Tohoku Imp. Univ., Sendai, Japan, ser. 4 (Biol.), 7:545-552.
1932b. On the Cirripedia collected in Sado, Miyaki, Itrup Islands and Hokkaido. Dobutsugaku Zasshi, Zool. Mag., Tokyo, 44(530):467-476.
1933. Report of the Cirripedia collected by the surveying ships of the Imperial Fisheries Experimental Station on the continental shelf bordering Japan. Rec. Oceanogr. Works Japan, 5(1):11-84.
1934. A new coral inhabiting barnacle, *Pyrgoma orbicellae* n. sp. Proc. Japan. Acad. Tokyo, 10(6):367-369.
1935a. A study of cirripeds associated with corals occurring in Tanabe Bay. Rec. Oceanogr. Works Japan, 7(1):1-28.
1935b. A *Tetraclita* associated with the blue coral. Kagaku (Science) 5:5.
1935c. The fauna of Akkeshi Bay. II. Cirripedia. J. Fac. Sci. Hokkaido Imp. Univ. Ser. VI (Zool.), 4(4):213-229.
1935d. On the commensalism between the cirripeds and other animals. Ecol. Rev. Sendai 1(4):343-344.
1936a. On the commensalism between the cirripeds and other animals. Ecol. Rev. Sendai 2(1):58-65.
1936b. Report on the Cirripedia collected in the Malayan waters by the ship "Zuihomaru." Japan J. Zool. 6(19):621-636.
1936c. Studies on the fouling organisms (cooperation between biology and chemistry). Zool. Bot. 4:75-88.
1936d. Descriptions of three new species of Cirripedia from Japan. Bull. Biogeogr. Soc. Japan 6(23):221-230.
1936e. Occurrence of the cirriped *Stomatolepas elegans* on a Loggerhead turtle found at Seto. Annot. Zool. Japon. 15(3):312-320.
1937a. A new barnacle *Acasta echinata* n. sp. imbedded in the stalk of an alcyonarian from southern Japan. Zool. Mag. Tokyo 49(2):70-71.
1937b. Cirripeds of the Palao Islands. Palao Trop. Biol. Stn. Stud. 1:37-72.
1937c. Studies on cirripedian fauna of Japan. II. Cirripeds found in the vicinity of the Seto Marine Biological Laboratory. Mem. Coll. Sci. Kyoto Imp. Univ., Ser. B, 12(3) (17):385-478.
1938a. On the Japanese forms of *Balanus amphitrite* Darwin. Zool. Mag. Tokyo 50(6):299-313.
1938b. Notes on the animals found on *Macrocheira kaempferi* de Haan. I. Cirripeds. II. Molluscs. Annot. Zool. Japon. 17(3/4):465-474.
1938c. On the resistance of some littoral barnacles to altered salinity and sun exposure. Bot. Zool. 6:1686-1690; 1848-1854.

- 1938d. Studies on animals inhabiting reef corals. 11. Cirripeds of the genera *Creusia* and *Pyrgoma*. Palao Trop. Biol. Stn. Stud. 3:391-416.
- 1939a. Distribution of littoral barnacles in Formosa. Zool. Mag. Tokyo 51:128.
- 1939b. Some barnacles from the Ogasawara Islands. Annot. Zool. Japon. 18(1):49-57.
- 1939c. On the barnacle communities at the Madarai Pier in Kororu Island, Palao. Palao Trop. Biol. Stn. Stud. 4:585-595.
- 1939d. Studies on the cirripedian fauna of Japan. III. Supplementary notes on the cirripeds found in vicinity of Seto. Mem. Coll. Sci. Kyoto Imp. Univ., ser. B, 15(2):237-244.
- 1939e. Studies on the cirripedian fauna of Japan. IV. Cirripeds of Formosa (Taiwan), with some geographical and ecological remarks on the littoral forms. Mem. Coll. Sci. Kyoto Imp. Univ., ser. B, 15(2):245-284.
- 1939f. Studies on the cirripedian fauna of Japan. V. Cirripeds of the northern part of Honsyu. Sci. Rep. Tohoku Imp. Univ., ser. 4 (Biol.), 15(2-3):201-218.
- Hoek, P. C.
1875. Eerste Bijdrage tot de Kennis der Cirripeden der Nederlansch Fauna. Tijdschr. Nederl. dierk. Ver. 2:16-61.
1883. Report on the Cirripedia collected by H.M.S. CHALLENGER during the years 1873-1876. Rep. Sci. Res. Voyage H.M.S. CHALLENGER, Zool. 8(25):1-169.
1884. Schaaldieren van de Ossterschelde. Tijdschr. Nederl. dierk. Ver. Suppl., 1:516-545.
1907. Cirripedia. In, Resultats Voyage S.Y. BELGICA, 1897-1899. Rapp. Sci. Zool. Anvers, pp. 3-9.
1909. Die Cirripeden des nordischen Planktons, VIII. Nord. Plankton 11:265-331.
1912. On the species of the genus *Balanus* collected in the Malay Archipelago during the Cruise of the Dutch man-of-war, SIBOGA. Rep. Brit. Assoc. Adv. Sci. 81st Meeting, 1911, pp. 407-408.
1913. The Cirripedia of the Siboga Expedition. B. Cirripedia Sessilia. Siboga-Expeditie Monogr. XXXIb, i-xxv, 129-275.
- Holdsworth, E. W. H.
1860. Situation of *Pyrgoma anglicum*. Zoologist (London) 18:7111.
- Holmes, P. F. and M. G. M. Pryor
1938. Barnacles in Horsey Mere. Nature 142:795-796.
- Holthuis, L. B.
1969. Enkele interessante Nederlandse Crustacea. Zool. Bijdr. 2:34-48.
- Holthuis, L. B. and G. R. Heerebout
1972. Vonsten van de zeepok *Balanus tintinnabulus* (Linnaeus, 1758) in Nederland. Zool. Bijdr. 2(13): 24-31.
- Holthuis, L. B. and E. Sivertsen
1967. The Crustacea Decapoda, Mysidacea and Cirripedia of the Tristan de Cunha Archipelago. Results Norwegian Sci. Exped. Tristan da Cunha, 1937-1938, No. 52:1-55.
- Hoyle, G. and T. Smith
1963. Giant muscle fibers in a barnacle *Balanus nubilis* Darwin. Science 139:49-50.
- Hudinaga, M. and H. Kasahara
1942. On the rearing and metamorphosis of *Balanus amphitrite hawaiiensis* Broch. Dobutugaku Zassi (Zool. Mag.) 54(3):108-118.
- Hughes, S. P.
1914. Barnacles of Laguna Beach. J. Ent. Zool. Claremont 6:212-214.
- Hulings, N. C.
1961. The barnacle and decapod fauna from the near-shore area of Panama City, Florida. Q. J. Florida Acad. Sci. 24:215-222.
- Hurley, A. C.
1973a. Fecundity of the acorn barnacle *Balanus pacificus* Pilsbry: A fugitive species. Limnol. Oceanogr. 18(3):386-393.
- 1973b. Larval settling behaviour of the acorn barnacle (*Balanus pacificus* Pilsbry) and its relation to distribution. J. Anim. Ecol. 42:599-609.
- Hutton, F. W.
1879. List of the New Zealand Cirripedia in the Otago Museum. Trans. Roy. Soc. New Zealand 11:328-330.
- Huvé, P. and H. Huvé
1954. Zonation superficielle des côtes recheuses de l'étang de Berre et comparaison avec celles des côtes du Golfe de Marseille (de Carry à Sausset). Vie Milieu 5:330-365.
- Hyman, L. H.
1959. The invertebrates: smaller coelomate groups, vol. V. McGraw-Hill, New York. 783 pp.
- Ikenouye, H.
1968. An analysis of the spatial distribution of a barnacle *Tetraclita squamosa japonica* Pilsbry. J. Tokyo Univ. Fish. 54(2):99-105.
- Ishida, S. and R. Yasgui
1938. "Free-swimming stages of *Balanus amphitrite albicostatus*." Bot. Zool. Tokyo, 5:1659-1666.
- Jackson, C. G., Jr. and A. Ross
1971. The occurrence of barnacles on the alligator snapping turtle *Macroclemys temminckii* (Troost) J. Herp. 5(3-4):188-189.
1972. Balanomorph barnacles on *Chrysemys alabamensis*. Q. J. Florida Acad. Sci. 35(4):173-176.
- Janakevich, A. N.
1968. "The finding of representatives of Cirripedia in the reef formation of Moldavia." Paleontol. Sb. 5(1):139-142.
- Jay, J. C.
1839. A catalogue of the shells, arranged according to the Lamarckian System, together with descriptions of new or rare species, contained in the collection of John C. Jay, M.D. Wiley and Putnam, New York. 125 p.
- Jeffreys, J. C.
1878. On the Mollusca procured during the "Lightning" and "Porcupine" expeditions, 1868-1870. Part 1. Proc. Zool. Soc. London:393-416.
- Jennings, L. S.
1918. Revision of the Cirripedia of New Zealand. Trans. Proc. New Zealand Inst. 50:56-63.
- Johnson, T. W., Jr.
1958. A fungus parasite in ova of the barnacle *Chthamalus fragilis denticulata*. Biol. Bull. 114(2):205-215.
- Johnson, M. E. and H. J. Snook
1927. Seashore animals of the Pacific coast. Macmillan Co., New York 659 p.
- Johnson, M. W. and R. C. Miller
1935. The seasonal settlement of shipworms, barnacles and other wharfpile organisms at Friday Harbour, Washington. Univ. Washington Publ. Oceanogr. 2(1):1-18.
- Jones, D. H.
1961. *Elminius modestus* on the south-east coast of Scotland. Nature 190:103-104.
- Jones, L. W. G. and D. J. Crisp
1954. The larval stages of the barnacle *Balanus improvisus* Darwin. Proc. Zool. Soc. London 123:765-780.
- Jordan, E. K. and L. G. Hertlein
1926. Expedition to the Revillagigedo Islands, Mexico, in 1925, VII. Contributions to the geology and paleontology of the Tertiary of Cedros Island and adjacent parts of Lower California. Proc. California Acad. Sci., ser. 4, 15(14):409-464.
- Kaminer, B. and J. Kimura
1972. Deuterium oxide: Inhibition of calcium release in muscle. Science 176(4033):406-407.

- Kanakoff, G. P. and W. K. Emerson
1959. Late Pleistocene invertebrates of the Newport Bay area, California. Los Angeles Co. Mus. Contrib. Sci. 31:1-47.
- Karande, A.
1965. On cirriped crustaceans (barnacles), an important fouling group in Bombay waters. Symp. Crust. Mar. Biol. Soc. India 4:1245-1250.
1973. Larval development of *Balanus amphitrite amphitrite* D. reared in the laboratory. Proc. Indian Acad. Sci. Sect. B, 77(2):56-63.
1974a. Larval development of the barnacle *Tetraclita karandei* reared in the laboratory. Biol. Bull. 146(2): 249-257.
1974b. *Balanus variegatus*, the laboratory reared larvae compared with *B. amphitrite amphitrite*. Crustaceana 26:229-235.
- Karande, A. and V. Palekar
1963a. On a shore barnacle *Chthamalus malayensis* Pilsbry from Bombay (India). Ann. Mag. Nat. Hist., ser. 13, 6:231-234.
1963b. Observations on the breeding activity of the shore barnacle *Chthamalus malayensis* Pilsbry in Bombay Harbor. Defense Sci. J. 13:131-137.
1966. The sessile barnacles (Cirripedia) of the Bombay Coast. J. Bombay Nat. Hist. Soc. 63(1):139-151.
- Karande, A. and M. K. Thomas
1971. Laboratory rearing of *Balanus amphitrite communis*. Current Sci. 40(5):109-110.
- Kasuya, T. and D. W. Rice
1970. Notes on baleen plates and on arrangement of parasitic barnacles of gray whale. Sci. Rep. Whales Res. Inst. 22:39-43.
- Kato, M., K. Hayasaka and T. Matsuda
1960a. Ecological studies on the morphological variation of a sessile barnacle, *Chthamalus challengerii*. I. Changes of the external appearance introduced by the population density. Bull. Mar. Biol. Sta. Asamushi, Tohoku Univ. 10(1):1-7.
1960b. Ecological studies on the morphological variation of a sessile barnacle, *Chthamalus challengerii*. II. Constitutional characters of the *Chthamalus* population with special reference to the stratification of the *Chthamalus* zone. Bull. Mar. Biol. Sta. Asamushi, Tohoku Univ. 10(1):9-17.
1960c. Ecological studies on the morphological variation of a sessile barnacle, *Chthamalus challengerii*. III. Variation of the shell shape and of the inner anatomical feature introduced by the population density. Bull. Mar. Biol. Sta. Asamushi, Tohoku Univ. 10(1):19-25.
- Kauri, T.
1962. On the frontal filaments and nauplius eye in *Balanus*. Crustaceana 4(2):131-142.
1966. On the sensory papilla X-organ in cirriped larvae. Crustaceana 11(2):115-122.
- Kawahara, T.
1961. Regional differences in the composition of fouling communities in Ago Bay. Rep. Fac. Fish. Pref. Univ. Mie 4(1):65-80.
1962. Studies on the marine fouling communities. I. Development of a fouling community. Rep. Fac. Fish. Pref. Univ. Mie 4(2):27-41.
1963a. Studies on the marine fouling communities. II. Differences in the development of the test block communities with reference to the chronological differences of their initiation. Rep. Fac. Fish. Pref. Univ. Mie 4(3):391-418.
1963b. Invasion into Japanese waters by the European barnacle *Balanus improvisus* Darwin. Nature 198(4877):301.
1965. Studies on the marine fouling communities. III. Seasonal changes in the initial development of test block communities. Rep. Fac. Fish. Pref. Univ. Mie 5(2):319-364.
- Kawahara, T. and H. Iizima
1960. On the constitution of marine fouling communities at various depths in Ago Bay. Rep. Fac. Fish. Pref. Univ. Mie 3(3):582-594.
- Kaye, C. A.
1964. The upper limit of barnacles as an index of sea-level changes on the New England Coast during the past 100 years. J. Geol. 72(5):580-600.
- Kitching, J. A.
1950. Distribution of the littoral barnacle *Chthamalus stellatus* around the British Isles. Nature 165 (4203):820.
- Klepal, W.
1971. *Chthamalus stellatus* (Poli.) and *C. depressus* (Poli.) in der Adria. J. Exp. Mar. Biol. Ecol. 7(3): 271-294.
- Klepal, W. and H. Barnes.
1974. Regeneration of the penis in *Balanus balanoides* (L.) J. Exp. Mar. Biol. Ecol. 16:205-211.
1975. Further observations on the ecology of *Chthamalus stellatus* (Poli.) J. Exp. Mar. Biol. Ecol. 17:269-296.
- Klepal, W., H. Barnes and E. A. Munn
1972. The morphology and histology of the cirripede penis. J. Exp. Mar. Biol. Ecol. 10(3):243-265.
- Klugh, A. B. and C. L. Newcombe
1935. Light as a controlling factor in the growth of *Balanus balanoides*. Can. J. Res. Ottawa, sect. D, 13:39-44.
- Knight-Jones, E. W.
1948. *Elminius modestus*: Another imported pest of east coast oyster beds. Nature 161(4048):201-202.
1953. Laboratory experiments on gregariousness during setting in *Balanus balanoides* and other barnacles. J. Exp. Biol. 30:583-595.
1955. The gregarious setting reaction of barnacles as a measure of systematic affinity. Nature 175:266.
- Knight-Jones, E. W. and D. J. Crisp
1953. Gregariousness in barnacles in relation to the fouling of ships and to anti-fouling research. Nature 171(4364):1109-1110.
- Knight-Jones, E. W. and E. Morgan
1964. Adaptive aspects of barosensitivity. Rep. Challenger Soc. 3(16):29.
1966. Responses of marine animals to changes in hydrostatic pressure. Oceanogr. Mar. Biol. Annu. Rev. 4:267-299.
- Knight-Jones, E. W. and J. Moyle
1961. Intraspecific competition in sedentary marine animals. Symp. Soc. Exp. Biol. Mechanisms in Biological Competition. 15:72-95.
- Knight-Jones, E. W. and J. P. Stevenson
1950. Gregariousness during settlement in the barnacle *Elminius modestus* Darwin J. Mar. Biol. Assoc. U.K. 29(2):281-297.
- Knight-Jones, E. W. and G. Waugh
1949. On the larval development of *Elminius modestus* Darwin J. Mar. Biol. Assoc. U.K. 28:413-428.
- Kolosváry, G.
1939a. Über die Variabilität der Balaniden-Arten *Acasta spongites* (Poli.) und *Chthamalus stellatus stellatus* (Poli.). Zool. Anz. 125(7/8):176-180.
1939b. Beiträge zur Variabilität der Cirripeden-Unterart *Balanus amphitrite communis* Darwin. Zool. Anz. 126(5/6):129-137.
1939c. Über die Variabilität der Cirripeden-Unterart *Chthamalus stellatus stellatus* (Poli.). Zool. Anz. 127(5/6):159-169.
1940a. Beiträge zur Variabilität der Cirripeden-Unterart *Balanus laevis nitidus* Darwin. Zool. Anz. 130: 91-94.
1940b. Über Besiedlung von Chthamalen und Balanen an Patellen und Mytilen in Dalmatien. God. Oceanogr. Inst. Kraljevine Jugoslavije 2:123-127.
1941a. Balaniden-Studien. Zool. Anz. 135(1/2):41-45.

- 1941b. Die Formenkreise der Chthamaliden. Zool. Anz. 133(3/4):67-81.
- 1941c. Über die Entwicklung der Naupliuslarve (Stadium I und II) von *Acasta spongites spongites* (Poli). Zool. Anz. 135(7/8):156-166.
- 1941d. Über die Variabilität der Cirripeden-Art *Balanus trigonus* Darwin. Zool. Anz. 135(9/10):210-216.
- 1941e. Tengerbiológiai tanulmány a kacslábúak puhatestűek és korallok társulásáról. A. Tenger 31(1-3): 1-16.
- 1941f. *Balanus hungaricus* n. sp. Foldtani Kozlony 71 (7-12):282-284.
- 1941g. Revisione della collezione de Balanidi del Museo Zoologico della R. Università de Firenze. Monit. Zool. Italiano 52(9-10):183-195.
- 1941h. *Chthamalus stellatus* (Poli). nella Nuova Guinea. Riv. Biol. Coloniale Roma, 4(1/2):45-46.
- 1941i. Über die variabilität von *Balanus pictus* Münster. Zool. Anz. 134:173-179.
- 1942a. Über die Variabilität der *Coronula* Cirripeden. Zool. Anz. 138(5/6):138-143.
- 1942b. Über tertiäre Balaniden Ungarns. 11. Palaeontol. Z. 23(1/2):203-205.
- 1942c. Studien an Cirripeden. Zool. Anz. 137(7/8):138-150.
- 1942d. Zur Frage des Feindbewuchses und zur Ernährungsbiologie von *Balanus perforatus angustus* Gmelin aus der Adria. Zool. Anz. 139(1/2):149-159.
- 1943a. Cirripedia Thoracica in der Sammlung des Ungarischen National-Museums. Ann. Hist. Nat. Mus. Natl. Hungarici 36:67-120.
- 1943b. Morphologische Bemerkungen über *Balanus psittacus* (Molina) und *Balanus maxillaris* Gronovius. Die Verbreitung dieser Arten auf Grund der neusten Angaben. Ann. Hist. Nat. Mus. Natl. Hungarici 36:121-128.
- 1943c. A "Szeged" Duna-Tenger járó motoros ha Jósza-kall-Vizgálatának allátani eredménye. Ann. Hist. Nat. Mus. Natl. Hungarici 36:129-131.
1944. Die Balaniden des Golfes von Triest. Redia Gior. Ent. 30:33-42.
- 1947a. Die Balaniden der Adria. Ann. Hist. Nat. Mus. Natl. Hungarici 39(1):1-88.
- 1947b. Eine neue Balanidae aus dem Ungarischen Eozän. Ann. Hist. Nat. Mus. Natl. Hungarici 40(8): 305-307.
- 1947c. A study of cirripedes in the collection of the Hungarian National Museum, Budapest. Proc. Zool. Soc. London 117(2-3):424.
- 1947d. A study of cirripedes associated with corals in the collection of the Hungarian National Museum, Budapest. Proc. Zool. Soc. London 117(2/3):425-428.
- 1947e. New data of cirripedes associated with corals. Annu. Mag. Nat. Hist. (11)14(113):358-368.
1948. Helvéti emeletbeli új Balanidák Varpalotáról. Foldtani Kozlony, 79(1-4):102-112 (New balanids from the middle Miocene of Varpalota in Hungary)
- 1949a. Új Balanidák a hazai harmadkorból. Foldtani Kozlony, 79(1-4):1-8.
- 1949b. Nouveautés sur les Balanides tertiaires de la Hongrie. Bull. Mens. Soc. Linn. Lyon, 18(9): 190-192.
- 1950a. On some balanids living in corals, collected by the Snellius Expedition in 1930. Zool. Mededel. Leiden 30(19):289-296.
- 1950b. Négy új Balanida a magyar harmadkorból. Foldtani Kozlony, 80(7-9):1-6.
- 1951a. A new species of barnacle. Acta Biol. Acad. Sci. Hungaricae 2(1-3):287-289.
- 1951b. Über die mit Korallen in synköse lebenden Balaniden. Acta. Biol. Acad. Sci. Hungaricae 2(1-3):291-297.
- 1951c. Les Balanides de la Méditerranée. Acta. Biol. Acad. Sci. Hungaricae 2(4):411-413.
- 1952a. A stratigraphical study of some Tertiary Balanids from Hungary. Ann. Hist. Nat. Mus. Natl. Hungarici (n. ser.) 2:233-236.
- 1952b. Új Hazai Balanus-lelohelyek. Foldtani Kozlony 82(10-12):410-412
- 1952c. (The effect of artificial sea-water on Chthamalids). Ann. Hist. Nat. Mus. Natl. Hungarici (n. ser.) 3:225-230.
1955. Über stratigraphischer Rolle der fossilen Balaniden. Acta. Biol. Szeged (n. ser.) 1(1-4):183-188.
1956. Phylogenetische Beiträge zur Gattung *Balanus*. Acta. Zool. Acad. Sci. Hungaricae 2(1-3):187-191.
1959. A statistical study of the Miocene balanids from Hungary. J. Paleontol. 33(1):196-198.
1960. New fossil balanid localities in Hungary, J. Palentol. 34(3):590-591.
- 1961a. Enumeration des Balanides fossiles du Turkestan et de l'Uzbekistan. Bull. Soc. Linn. Lyon 30(4):78.
- 1961b. Einige interessante *Balanus*-Funde aus der Burdigalienstufe von Turkmenistan. Acta. Biol. Szeged (n. ser.) 7(1-2):99-102.
- 1961c. Further fossil balanids from the USSR Acta. Biol. Szeged (n. ser.) 7(3-4):149-154.
- 1962a. Balanids from the Bulgarian Tertiary Age. Ann. Univ. Sofia 55(2):85-89.
- 1962b. Káspi-és Aral-tó Kornyeiki neogen Balanidák. Magy. Tud. Akad. Biol. Tud. Osz. Kozl. 5(3-4): 203-216.
- 1962c. New micro-balanids from Tongatabu. Acta. Biol. Szeged (n. ser.) 8(1-4):193-197.
- 1962d. New data to the balanida-fauna of the Burdigalien of Karakum. Acta. Biol. Szeged (n. ser.) 8(1-4): 199-202.
- 1963a. Über das Verhältnis einiger rezenter und fossiler Cirripedier zu ihrem Ansiedlungsmilieu im Weltmeer, enumerativ-statistisch betrachtet. Int. Rev. Ges. Hydrobiol. 48(1):173-174.
- 1963b. Madreporaria und Balaniden aus rezenten Mittelmeersedimenten. Internatl. Rev. Ges. Hydrobiol. 48(1):175.
1965. Über Schiffsbewuchs des Donau-Meer-Schiffes "Hazam". Acta. Biol. Szeged (n. ser.) 11(3-4): 271-276.
- 1966a. New fossil scalpellids from the USSR. Acta. Biol. Szeged (n. ser.) 12(1-2):129-133.
- 1966b. Konstitutionsstudien über *Balanus improvisus* Darwin. Acta. Biol. Szeged (n. ser.) 12(1-2):143-148.
- 1966c. *Balanus (Conopea) stultus morycowae* n. ssp. (Crustacea, Cirripedia). Bull. Soc. Amis Sci. Lett. Poznan (ser. D) 7:69-71.
- 1967a. Über phylogenetische Eigenschaften von *Balanus improvisus* Darwin. Proc. Symp. Crustacea India, 1:387-388.
- 1967b. Neue Angaben zur Weltverbreitung einiger Cirripedier. Proc. Symp. Crustacea India, 1:391-394.
- Korschelt, E.
1933. Über zwei parasitäre Cirripeden, *Chelonibia* und *Dendrogaster*, nebst Angaben über die Beziehungen der Balanomorphen zu ihrer Unterlage. Zool. Jahrb., 64:1-40.
- Koulish, S.
1971. Fine structure at the basal surface of intestinal epithelium in the midgut region of the Balanidae, with special reference to "neural-like" processes. J. Morphol. 135(1):1-12.
1973. Microtubules and muscle attachment in the integument of the Balanidae. J. Morphol. 140(1):1-12.
- Kramberger-Gorjanović, D.
1889a. Über einen Tertiären Rudisten aus Podsused bei Agram. Glasnik. Hrvat. naranosl. druztva., 4(1-5): 48-55.
1889b. Berichtigung zu "Über einen Tertiären Rudisten aus Podsused bei Agram." Glasnik. Hrvat. Naravnosl. Druzstva., 4(1-5):230-231.
1889c. Berichtigung bezuglich *Ceratoconcha costata* aus dem Miozan von Podsused. Verh. K. K. Geol. R. A. 6:142.

- Krauss, F.
1848. Die sudafrikanischen Mollusken. Ein Beitrag zur Kenntniss der Mollusken des Kap-und Natal-landes und zur geographischen Verbreitung derselben, mit Beschreibung und Abbildung der neuen Arten. Stuttgart.
- Kruger, P.
1911a. Beiträge zur Cirripedenfauna Ostasiens. Beiträge zur Naturgeschichte Ostasiens herausgegeben von F. Doflein. K. Bayer. Akad. Wiss. München, Math. Phys. Kl., Abhandl., Suppl.-Bd. 2, No. 6, 1-72.
1911b. Zur Cirripedenfauna Ostasiens. Zool. Anz. 38 (20/21):459-464.
1912. Über einige interessante Vertreter der Cirripedia Thoracica. Beiträge zur Naturgeschichte Ostasiens herausgegeben von F. Doflein. K. Bayer. Akad. Wiss. München, Mat. Phys. Kl., Abhandl., Suppl.-Bd. 2(8):9-16.
1914. Cirripeden. In, Michaelsen, W. and E. Hartmeyer, (eds.), Die Fauna Südwest-Australiens, 4:427-441. Fisher, Jena.
1927a. Cirripedia Thoracica der Dänischen Gewässer. Vidensk. Medd. Dan Naturhist. Foren. 84:11-16.
1927b. Cirripedia. In, Grimpe G. und E. Wagler (eds.), Tierwelt Nord-und Ostsee, 8(10):1-40. Leipzig.
1940. Cirripedia. In, Bronns Klassen und Ordnungen des Tierreichs, Bd. 5, Crustacea Abt. 1, Buch 3, Teil III:1-560. Leipzig.
- Kühl, H.
1954. Über das Auftreten von *Elminius modestus* Darwin in der Elbmündung. Helgol. Wiss. Meer-essunters 5:53-56.
1963. Die Verbreitung von *Elminius modestus* Darwin (Cirripedia Thoracica) an der deutschen Küste. Crustaceana 5(2):99-111.
1965. Veränderungen des Zooplanktons während einer Tide in der Elbmündung bei Cuxhaven. Bot. Gothoburgensia III 5th Mar. Biol. Sump. Goteborg 1965: 113-126.
1967. Observations on the ecology of barnacles in the Elbe estuary. Proc. Symp. Mar. Biol. Assoc. India, 3:965-975.
1968. Die Beeinflussung der Metamorphose von *Balanus improvisus* Darwin durch Giftstoffe. 2nd Internat. Congr. Seawater Corrosion and Fouling. Athens: 1-8.
- Lacombe, D.
1966. Glandulas de cemento e seus canais em *Balanus tintinnabulum* (Cirripedia-Balanidae). Inst. Pesqui. Mar. Rio de Janeiro 32:1-39.
1967. Histoquímica e histofotometria das glandulas de cemento de *Balanus tintinnabulum* (Balanidae-Cirripedia). Inst. Pesqui. Mar. Rio de Janeiro: 11:1-29.
1968. Histologia, histoquímica e ultra estrutura das glandulas de cemento e seus canais em *Balanus tintinnabulum*. Inst. Pesqui. Mar. Rio de Janeiro 17:1-22.
1970. A comparative study of the cement glands in some balanid barnacles (Cirripedia, Balanidae). Biol. Bull. 139(1):164-179.
- Lacombe, D. and V. Liguori
1969. Comparative histological studies of the cement apparatus of *Lepas anatifera* and *Balanus tintinnabulum*. Biol. Bull. 137(1):170-180.
- Lacombe, D. and W. Monteiro
1972. Desenvolvimento larvário de balanídeos em laboratório — *Balanus amphitrite* (var. *amphitrite*). Mem. Inst. Oswaldo Cruz 70(2):175-206.
1974. Balanídeos como indicadores de poluição na Baía de Guanabara. Rev. Brasil. Biol. 34(4):633-644.
- Ladd, H. S.
1959. Reexamination of *Palaeocreusia devonica* Clarke. J. Paleo. 33(5):963-964.
- Lamarck, J. B. P. A. de M. de
1802. Mémoire sur la Tubicinelle. Ann. Mus. Natl. d'Hist. Nat. 1:461-464.
1818. Histoire naturelle des animaux sans vertebres. Paris, Vol. 5, 612 p.
- Lamy, E. and M. André
1932. Notes sur les espèces Lamarckiennes de Cirripedes. Compt. Rend. Congr. Soc. Sav. Paris Depart., Sec. Sci. 65:212-228.
- Lanchester, W. F.
1902. On the Crustacea collected during the "Skeat Expedition" to the Malay Peninsula. Proc. Zool. Soc. London 2(3):363-381.
- Lea, I.
1833. Description of six new species of fossil shells from the Tertiary of Maryland and New Jersey. In, Contributions to Geology, 211-220. Carey, Lea & Blanchard, Philadelphia.
- Leach, W. E.
1817. Distribution systematique de la class Cirripedes. J. Phys. Chim. Hist. Nat. 85:67-69.
- Lecointre, C. P.
1910. Les formes diversés de la vie dans las faluns de la Touraine. Cirripedes fossiles des faluns. Feuille Jeunes Nat. Paris, ser. 4, 40(447):137-140.
- Leloup, E. and S. Lefèvre
1952. Sur la presence dans les eaux de la côte belge du Cirripede, *Elminius modestus* Darwin. Bull. Inst. Sci. Nat. Belge 28(48):1-6.
- LeReste, L.
1965. Contribution a l'étude des larves de cirripedes dans le golfe de Marseille. Rec. Trav. Sta. Mar. Endoume Bull. 38(54):33-121.
- Linnaeus, C.
1758. Systema Naturae. Holmiae, Editio Decima, Reformata, Vol. 1, 824 p.
1767. Systema naturae per regna tria naturae — editio duodecima, reformata. Holmiae. 1(2):533-1327.
1771. Mantissa Plantarum altera. Holmiae.
- Linzey, J. T.
1942a. The balanomorph barnacles of the Kermadec Islands. Trans. Proc. Soc. New Zealand 71:279-281.
1942b. The body appendages of *Balanus decorus*. Trans. Proc. R. Soc. New Zealand 72:1-5.
- Locard, A.
1877. Description de la faune des terrains tertiaires moyens de la corse. Cirripedes. Paris, F. Savy & Geneve, H. Georg, pp. 15-19.
1878. Description de la faune de la Mollasse marine et d'eau douce du Lyonnais du Dauphine. Cirripedes. Arch. Mus. d'Hist. Nat. Lyon 12:12-18.
- Lochhead, J. H.
1936. On the feeding mechanism of the nauplius of *B. perforatus* Brug. J. Linn. Soc. London 39:429-442.
- Longhurst, A. R.
1958. An ecological survey of the West African marine benthos. Colonial Office Fish. Publ. 11:1-102.
- Luckens, P. A.
1968. The breeding and settlement of *Chthamalus challengerii* Hoek at Asamushi during 1967. Bull. Mar. Biol. Sta. Asamushi, Tohoku Univ. 13(2): 75-82.
1969. The breeding and settlement of *Chthamalus challengerii* Hoek at Asamushi during 1968. Bull. Mar. Biol. Sta. Asamushi Tohoku Univ. 13(3-4): 251-254.
1970a. Predation and intertidal zonation at Asamushi. Bull. Mar. Biol. Sta. Asamushi Tohoku Univ. 14(1):33-52.
1970b. Seasonal distributional variation within a limited shore area at Asamushi. Sci. Rep. Tohoku Univ. ser. 4, Biol. 35(2-3):161-170.

- 1970c. Breeding, settlement and survival of barnacles at artificially modified shore levels at Leigh, New Zealand. *New Zealand J. Mar. Freshwater Res.* 4(4):497-514.
- Luther, A.
1950. *Om Balanus improvisus* i Östersjön. *Fauna Flora, Uppsala*, 4:155-160.
- MacDonald, Ranald
1951. The marine fauna, Part III. Arthropoda. Plankton. In, *The Natural History of Lough Foyle, North Ireland*. *Proc. R. Irish Acad.* 54(B) (6):86-92.
- MacDonald, Roderick
1929. A report of some cirripeds collected by the S. S. ALBATROSS in the eastern Pacific during 1891 and 1904. *Bull. Mus. Comp. Zool.* 69(15):527-538.
- Maksimov, V. N., E. P. Turpaeva and R. G. Simkina
1971. Intensity of the effects produced by a simultaneous action of several factors on the population of the sea barnacle *Balanus improvisus* Darwin. *Okeanologiya*. 11(6):1090-1097.
- Marloth, R.
1902. Notes on the mode of growth of *Tubicinella trachaelis*, the barnacle of the Southern Right Whale. *Trans. South African Philos. Soc.* 11:1-6.
- Marshall, N.
1953. The balanoid biome-type of intertidal rocky shores. *Ecology* 34(2):434-436.
- Martin, G. C.
1904. Systematic paleontology of the Miocene deposits of Maryland. *Malacostraca and Cirripedia*. *Maryland Geol. Surv., Miocene*, p. 94-97.
- Martini, F. H. W. and J. H. Chemnitz
1785. *Neues systematisches Conchylien-cabinet*, vol. 8, p. 294-347 pls. 96-100.
- Matsuda, C.
MS[1973]. A shoreline survey of free-living intertidal barnacles (Class Crustacea; Subclass Cirripedia; Order Thoracica) on the island of Oahu, Hawaii. Unpublished Master's Thesis submitted to the Department of Zoology, University of Hawaii, 60 pp.
- Matsui, T., G. Shane and W. A. Newman
1964. On *Balanus eburneus* Gould (Cirripedia, Thoracica) in Hawaii. *Crustaceana* 7(2):141-145.
- Mawatari, S.
1967. Biological studies on fouling in Japanese harbors, 1. General concept of researches. *Misc. Rep. Res. Inst. Nat. Resources* 69:87-114.
1970. Biological study of anti-fouling paints, 2. Bioassay tests on the leaching rate of anti-fouling chemicals. *Misc. Rep. Res. Inst. Nat. Resources* 74:80-101.
- Mawatari, S. and H. Kitamura
1970. Biological study of antifouling paints, 1. Bioassay on antifouling chemicals. *Misc. Rep. Res. Inst. Nat. Resources*, 73:67-102.
- Mawatari, S. and S. Kobayashi
1954a. Seasonal settlement of animal fouling organisms in Ago Bay, middle part of Japan, I. *Misc. Rep. Res. Inst. Nat. Resources* 35:37-47.
1954b. Seasonal settlement of animal fouling organisms in Ago Bay, middle part of Japan, II. *Misc. Rep. Res. Inst. Nat. Resources* 36:1-8.
- Mawatari, S. and T. Miyauchi
1966. Studies for the improvement of pearl oyster shell cleaning. (1) Antifouling chemical coatings and their acceleration effect on shell growth. *Misc. Rep. Res. Inst. Nat. Resources* 67:54-66.
- Mawatari, S., Y. Hirotsuki and S. Kobayashi
1954a. Settlement and growth of acorn barnacle *Balanus amphitrite communis* Darwin, I. *Misc. Rep. Res. Inst. Nat. Resources* 33:46-55.
1954b. Settlement and growth of acorn barnacle, *Balanus amphitrite communis* Darwin, II. *Misc. Rep. Res. Inst. Nat. Resources* 34:48-57.
- Mawatari, S., H. Kitamura and Y. Kawashima
1968. Propagation of invaded barnacles by ships. *Proc. Jap. Soc. Syst. Zool.*, No. 4:24-30.
- Mawatari, S., H. Kitamura, M. Inaba and K. Hosaka
1962. Biological approach to the water conduit fouling in littoral industrial districts along the coast of Japan, 1. *Misc. Rep. Res. Inst. Nat. Resources* 58-59:89-115.
1963. Biological approach to the water conduit fouling in littoral industrial districts along the coast of Japan, 2. *Misc. Rep. Res. Inst. Nat. Resources* 60:93-104.
- McDermott, J. J.
1960. The predation of oysters and barnacles by crabs of the family Xanthidae. *Proc. Pennsylvania Acad. Sci.* 34:199-211.
- McDougall, K. D.
1943. Sessile marine invertebrates of Beaufort, North Carolina. *Ecol. Monogr.* 13(3):323-374.
- McLaughlin, P. A.
1963. Survey of the benthic invertebrate fauna of the eastern Bering Sea. *U.S. Fish Wildlife Sp. Sci. Rep. Fish.* 401:1-75.
- McLaughlin, P. A. and D. P. Henry
1972. Comparative morphology of complementary males in four species of *Balanus* (Cirripedia Thoracica). *Crustaceana* 22(1):13-30.
- Meadows, P. S.
1969a. Sublittoral fouling communities on northern coasts of Britain. *Hydrobiologia* 34(3/4):273-294.
1969b. Settlement, growth and competition in sublittoral populations of barnacles. *Hydrobiologia* 33(1):65-92.
- Menesini, E.
1963. Cirripedi miocenici delle "Arenarie de Ponsano" (Volterra, provincia de Pisa). *Atti. Soc. Toscana. Sci. Nat.*, ser. A, 70:1-11.
1965. Caratteri morfologici e strutture microscopica di alcune specie de Balani neogenici e quaternari. *Palaeont. Italica* 59:85-129.
1966. I Balani Miocenici delle "Arenarie de Ponsano" (Volterra, Provincia de Pisa). *Palaeont. Italica* 60:99-129.
1967a. Caratteri morfologici e struttura microscopica di un balano de Taglia Gigantesca vivente sulle coste del Cile. *Atti. Soc. Toscana. Sci. Nat. Mem.*, ser. B, 74:46-59.
1967b. Osservazioni su alcuni Balani della formazione Langhiana del Arenarie a scutella di manciano (Grosseto). *Atti. Soc. Toscana. Sci. Nat. Mem.*, ser. A, 74:214-220.
1968a. Osservazioni su *Coronula bifida* Bronn. *Atti. Soc. Toscana. Sci. Nat. Mem.*, ser. A, 75(2):387-398.
1968b. Cirripedi, echinidi, elasmobranchi e pesci (s.s.) del Pliocene di punta ristola (Capo di Leuca — Puglia). *Atti. Soc. Toscana. Sci. Nat. Mem.*, ser. A, 75(2):579-596.
1968c. *Balanus curvirostratus* nuova specie del Pliocene della Toscana. *Atti. Soc. Toscana. Sci. Nat. Mem.*, ser. A, 75(2):617-632.
1971. Nuove specie de *Balanus* (Cirripedia) dell 'Eocene de dell 'Oligocene del bacino de parigi. *Boll. Soc. Paleont. Italiana* 10(1):19-34.
1972. Balani (Cirripedia) Miocenici dell'Ungheria. *Atti. Soc. Toscana. Nat. Mem.*, ser. A, 79:36-48.
- Merrill, R. J. and E. S. Hobson
1970. Field observations of *Dendraster excentricus*, a sand dollar of western North America. *Am. Midl. Nat.* 83(2):595-624.
- Miers, E. J.
1881. Crustacea. Zoological collections made during the survey of H.M.S. ALERT in the Straits of Magellan and on the coast of Patagonia. *Proc. Zool. Soc. London*, pp. 61-79.

- Millard, N.
1950. On a collection of sessile barnacles from Knysna Estuary, South Africa. *Trans. R. Soc. South Africa*. 32(3):265-273.
- Millard, N. and G. J. Broekhuysen
1970. The ecology of South African estuaries. Part X. St. Lucia: A second report. *Zool. Africana* 5(2): 277-307.
- Millicchia, R. and G. F. Gwilliam
1972. Photoreception in a barnacle: Electrophysiology of the shadow reflex pathway in *Balanus cariosus*. *Science* 177:438-441.
- Mohammad, M.-B. M.
1962. A new record of *Balanus balanoides* (L.) *Limnol. Oceanogr.* 6(4):488.
- Molenock, J. and E. D. Gomez
1972. Larval stages and settlement of the barnacle *Balanus (Conopea) galeatus* (L.) (Cirripedia Thoracica). *Crustaceana* 23(1):100-108.
- Molina, G. I.
1782. Saggio sulla storia naturale del Chile. Bologna. 367 pp.
- Monod, T.
1937. Missions A. Gruvel dans le Canal de Suez. I. Crustacés. *Mem. Inst. Egypt.* 34:1-19.
- Monod, T. and R. P. Dollfus
1932. Sur quelques animaux rapportés par E. Aubert de LA Rue des îles australes (Kerguelen et St. Paul). *Bull. Soc. Zool. France* 57:56-76.
- Monterosso, B.
1927a. Su di un particolare strato cellulare esistente attorno al mesointestino die Balanidid (Ricerche su *Balanus perforatus* Brugière). *Mem. Acc. naz. Lincei*, ser. 6, 2:402-436.
1927b. Studiî cirripedologici. I. Anidrobiosi, clidotropismo e allevamento di "*Chthamalus stellatus*" Ranzani. *Atti. Accad. Gioenia Catania*, ser. 5, Vol. 15:1-20.
1928a. Studiî cirripedologici. II. Anabiosi nei Ctamalini. *Atti. Accad. Naz. Lincei Roma, Rend.*, ser. 6, 7: 939-944.
1928b. Studiî cirripedologici. III. Persistenze dei fenomeni respiratori nei Ctamalini mantenuti in ambiente subaereo. *Boll. Soc. Biol. Speriment.* 3:1067-1070.
1928c. Studiî cirripedologici. IV. Fenomeni che precedono l'anabiosi nei Ctamalini. *Accad. Naz. Lincei Roma, Rend.*, ser. 6, 8:91-96.
1929. Studiî cirripedologici. V. Anabiosi e reviviscenze nei Ctamalini. *Accad. Naz. Lincei Roma, Rend.*, ser. 6, 9:92-96.
1930. Studiî cirripedologici. VI. Sul comportamento de "*Chthamalus stellatus*" in diverse condizioni sperimentali. *Accad. Naz. Lincei Roma, Rend.*, ser. 6, 11:501-505.
1932a. Studiî cirripedologici. VII. Eurialinita e anabiosi in *Chthamalus stellatus*. *Accad. Naz. Lincei Roma, Rend.*, ser. 6, 15:756-761.
1932b. Studiî cirripedologici. VIII. Esperienze e considerazioni sulla sopravvivenza de "*Chthamalus stellatus*" in olio de vaselina. *Accad. Gioenia Catania, Atti.*, ser. 5, 19:1-9.
1932c. Studiî cirripedologici. IX. Anaerobiosi in *Chthamalus stellatus* Ranzani. *Accad. Naz. Lincei Roma, Rend.*, ser. 6, 16:165-169.
1933. L'anabiosi nei Cirripedi e il problema della vita latente (ipobiosi). Ricerche morfologisch, biologische e sperimentali in *Chthamalus stellatus* (Poli). var. *depressa* Darwin. *Arch. Zool. Ital.* 19: 17-379.
- Moore, H. B.
1933. Change of orientation of a barnacle after metamorphosis. *Nature* 132:969-970.
1934a. The rate of growth of *Balanus*. *Scottish Nat.* 1934: 101-109.
1934b. The biology of *Balanus balanoides*. I. Growth rate and its relation to size, season and tidal level. *J. Mar. Biol. Assoc. U.K.* 19:851-868.
1935a. The growth rate of *Balanus hameri* (Ascanius). *J. Mar. Biol. Assoc. U.K.* 20(1):57-63.
1935b. The biology of *Balanus balanoides*. III. The soft parts. *J. Mar. Biol. Assoc. U.K.* 20(2):264-277.
1935c. The biology of *Balanus balanoides*. IV. Relation to environmental factors. *J. Mar. Biol. Assoc. U.K.* 20(2):279-307.
1936. The biology of *Balanus balanoides*. V. Distribution in the Plymouth area. *J. Mar. Biol. Assoc. U.K.*, (n.s.), 20(3):701-716.
- Moore, H. B. and A. C. Frue
1959. The settlement and growth of *Balanus improvisus*, *B. eburneus* and *B. amphitrite* in the Miami area. *Bull. Mar. Sci. Gulf Caribb.* 9(4):421-440.
- Moore, H. B. and F. A. Kitching
1939. The biology of *Chthamalus stellatus* (Poli). *J. Mar. Biol. Assoc. U.K.* 23:521-541.
- Moore, H. B. and B. F. McPherson
1963. Colonization of the Miami area by the barnacle *Balanus trigonus* Darwin and a note on its occurrence on the test of an echinoid. *Bull. Mar. Sci. Gulf Caribb.* 13(3):418-421.
- Moore, H. B. and M. W. Parke
1935. The biology of *Balanus balanoides*. II. Algal infection of the shell. *J. Mar. Biol. Assoc. U.K.* 20(1): 49-52.
- Moore, L. B.
1944. Some intertidal sessile barnacles of New Zealand. *Trans. Proc. R. Soc. New Zealand* 73(4):315-334.
- Mörch, O. A. L.
1852. *Cephalophora Catalogus Conchyliorum*:65-68 (Cirripedia).
- Mori, S.
1958. Rhythmic activity of the seaside barnacle, *Tetraclita squamosa japonica* Pilsbry. *Mem. Coll. Sci. Univ. Kyoto*, ser. B, 25(1):23-30.
1961. Rhythmic activity of the seaside barnacle *Tetraclita squamosa japonica* Pilsbry in winter. *Publ. Seto Mar. Biol. Lab.* 9(2):373-378.
- Moroni, M. A.
1952. Ricerchi sui Cirripedi fossili italiana. Nota I. *Gior. Geol., Ann. Mus. Geol. Bologna*, ser. 2, 22: 66-81.
1967. Classificazione sottogenerica ed affinita di *Balanus actinomorphus* Moroni, 1952. *Riv. Ital. Paleontol.* 73(3):919-928.
- Morton, J.
1973. The intertidal ecology of the British Solomon Islands I. The zonation patterns of the weather coasts. *Phil Trans. R. Soc. Lond. ser. B, Biol.* 265(873):491-542.
- Moyses, J.
1960. Mass rearing of barnacle cyprids in the laboratory. *Nature* 185(4706):120.
1961. The larval stages of *Acasta spongites* and *Pyrgoma anglicum* (Cirripedia). *Proc. Zool. Soc. London* 137(3):371-392.
1963. A comparison of the value of various flagellates and diatoms as food for barnacle larvae. *J. Conseil Int. Explor. Mer.* 28(2):175-187.
1971. Settlement and growth pattern of the parasitic barnacle *Pyrgoma anglicum*. In, Crisp, D. J. (ed.), *Proc. 4th European Mar. Biol. Symp.*, pp. 125-141. Cambridge Univ. Press.
- Moyses, J. and E. W. Knight-Jones
1967. Biology of cirripede larvae. *Proc. Symp. Crustacea Mar. Biol. Assoc., India*, 2:595-611.
- Moyses, J. and A. Nelson-Smith
1963. Zonation of animals and plants on rocky shores around Dale, Pembrokeshire. *Field Stud.* 1(5):1-31.

- Müller, F.
 1867. Über *Balanus armatus* und einen Bastard dieser Art und des *Balanus improvisus* var. *assimilis* D. Arch. Naturg. 33:329-356.
 1868. On *Balanus armatus*, and a hybrid between this species and *Balanus improvisus*, var. *assimilis*, Darw. Ann. Mag. Nat. Hist., ser. 4, 1:393-412.
- Müller, F. M.
 1940. On the sensitivity of barnacles in different stages of development towards some poisons. Arch. Neerlandaises. Zool. 4:113-132.
- Munn, E. A. and H. Barnes
 1970a. The structure of the axial filament complex of the of the spermatozoa of *Balanus balanus*. Exp. Cell Res. 60:277-284.
 1970b. The fine structure of the spermatozoa of some cirripedes. J. Exp. Mar. Biol. Ecol. 4:261-286.
- Munn, E. A., W. Klepal and H. Barnes
 1974. The fine structure and possible function of the sensory setae of the penis of *Balanus balanoides*. J. Exp. Mar. Biol. Ecol. 14(2):89-98.
- Münster, G.
 1840. Über die Balanen in den jüngeren tertiären Meerwasser-Gebilden Deutschlands. Beitr. Petrefak. 3:27-32.
- Murray, J.
 1895. A summary of the scientific results obtained at the sounding, dredging, and trawling stations of H.M.S. Challenger. Rept. H.M.S. Challenger (1872-1876) summary, 1(1):1-509.
- Neu, W.
 1932. Das vorkommen von *Balanus improvisus* Darwin auf Helgoländer Seetonnen. Zool. Anz. 99(5/6): 143-149.
 1935a. Mitteilung einiger Beobachtungen zur Formbildung von *Balanus balanoides* L. und dessen Ansiedlung. Zool. Anz. 110:169-179.
 1935b. *Balanus eburneus* Gould und *Balanus improvisus* Darwin als Bewuchs ausgehangter Platten im Goldenen Horn von Istanbul. Zool. Anz. 112:92-95.
- Newell, R. C. and H. R. Northcroft
 1965. The relationship between cirral activity and O₂ uptake in *Balanus balanoides*. J. Mar. Biol. Assoc. U.K. 45(2):387-403.
- Newell, N., J. Imbrie, E. G. Purdy and D. L. Thurber
 1959. Organism communities and bottom facies, Great Bahama Bank. Bull. Am. Mus. Nat. Hist. 117(4): 177-288.
- Newman, W. A.
 1961. On the nature of the basis in certain species of the *Hembeli* section of *Chthamalus* (Cirripedia, Thoracica), Crustacea 2(2):142-150.
 1967a. A new genus of Chthamalidae (Cirripedia, Balanomorphia) from the Red Sea and Indian Ocean. J. Zool. London 153:423-435.
 1967b. On physiology and behaviour of estuarine barnacles. Proc. Symp. Crustacea, Part III. pp. 1038-1066. Mar. Biol. Assoc. India.
 1974. Two new deep-sea cirripedia (Ascothoracica and Acrothoracica) from the Atlantic. J. Mar. Biol. Assoc. U. K. 54:437-456.
 1975. Cirripedia, In, Smith, R. I. and J. T. Carlton (eds.). Intertidal invertebrates of the Central California Coast (3rd ed.):259-269. Univ. Calif. Press.
- Newman, W. A. and Harry S. Ladd
 1974. Origin of coral-inhabiting Balanids (Cirripedia, Thoracica). Verhandl. Naturf. Ges. Basel 84(1): 381-396.
- Newman, W. A. and A. Ross
 1971. Antarctic Cirripedia. Antarctic Research Series 14: 1-257.
- Newman, W. A., V. A. Zullo and W. A. Wainwright
 1967. A critique on recent concepts of growth in Balanomorphia (Cirripedia, Thoracica), Crustacea 12(2):167-178.
- Newman, W. A., V. A. Zullo and T. H. Withers
 1969. Cirripedia. In, Moore, R. C. (ed.), Treatise on Invertebrate Paleontology Part R. Arthropoda 4 (1):R206-R295, Geol. Soc. Am., Univ. Kansas
- Nilsson-Cantell, C. A.
 1921. Cirripeden-Studien. Zur Kenntnis der Biologie, Anatomie und Systematik dieser Gruppe. Zool. Bidrag. 7:75-395.
 1925. Nueu und wenig bekannte Cirripeden aus den Museen zu Stockholm und zu Upsala. Ark. Zool. 18A(3):1-46.
 1926. Antarktische und subantarktische Cirripeden. Ark. Zool. 18A(27):1-16.
 1927a. Some barnacles in the British Museum (Nat. Hist.) Proc. Zool. Soc. London pp. 743-790.
 1927b. Om några fynd av *Balanus improvisus* Darwin från fartygsbottnar i nordiska farvatten. Fauna Flora 3:91-94.
 1928a. Studies on cirripeds in the British Museum (Nat. Hist.) Ann. Mag. Nat. Hist., ser. 10, 2(7):1-39.
 1928b. The cirripede *Chionelasmus* (Pilsbry) and a discussion of its phylogeny. Ann. Mag. Nat. Hist., ser. 10, 2(11):445-455.
 1929a. Two species of *Balanus* very little known since the Darwinian Monograph of Cirripedia was issued. Ark. Zool. 20A(14):1-7.
 1929b. Cirripeds from the Juan Fernandez Islands. In, Skottsberg, C. (ed.), The Natural History of Juan Fernandez and Easter Island, 3(Zool.) (52): 483-492. Almqvist & Wiksells Boktryckeri, A.-B., Uppsala.
 1930a. Diagnoses of some new cirripedes from the Netherlands Indies collected by the expedition of His Royal Highness the Prince Leopold of Belgium in 1929. Bull. Mus. R. Hist. Nat. Belgique 6(4):1-2.
 1930b. Cirripedes. Résultats Scientifiques du voyage aux Indes Orientales Néerlandaise de LL. AA. RR. le Prince et la Princesse Léopold de Belgique. Mem. Mus. R. d'Hist. Nat. Belgique 3(3):1-24.
 1930c. Thoracic cirripedes collected in 1925-1927. Discovery Rep. II:223-260.
 1930d. Cirripeden von der Stewart Insel und von Südgeorgien. Senckenbergiana 12:210-213.
 1931a. Revision der Sammlung recenter Cirripeden des Naturhistorischen Museums in Basel. Verhandl. Naturf. Gesell Basel 42:103-137.
 1931b. Cirripeds from the Indian Ocean and Malay Archipelago in the British Museum (Nat. Hist.), London. Ark. Zool. 23A(18):1-12.
 1932a. Cirripeden aus Japan. Ark. Zool. 24A(4):1-29.
 1932b. Neue Balaniden aus Süd- und Ost-Afrika in dem Berliner Museum. Ark. Zool. 24A(6):1-18.
 1932c. Cirripedes (Additional Part). Résultats Scientifiques du Voyage aux Indes Orientales Néerlandaises de LL. AA. RR. le Prince et la Princesse Léopold de Belgique. Mem. Mus. R. Hist. Nat. Belgique 3(10):3-8.
 1932d. The barnacles *Stephanolepas* and *Chelonibia* from the turtle *Eretmochelys imbricata*. Ceylon J. Sci. (B) Spolia Zeylanica 16:257-264.
 1932e. Notes on some cirripeds from the voyage of H.R.H. the Prince Leopold of Belgium to the Far East in the year 1932. Bull. Mus. R. Hist. Nat. Belgique 8(33):1-2.
 1933. Zoologische Ergebnisse einer Reise nach Bonaire, Curacao und Aruba im Jahre 1930. Zool. Jahrb. 64(3/5):503-508.
 1934a. Indo-Malayan cirripeds in the Raffles Museum, Singapore. Bull. Raffles Mus. 9:42-73.
 1934b. Cirripeds from the Malay Archipelago in the Zoological Museum of Amsterdam. Zool. Meded. R. Mus. Nat. Hist. Leiden 17:31-63.

1937. On a second collection of Indo-Malayan cirripeds from the Raffles Museum. *Bull. Raffles Mus.* 13:93-96.
- 1938a. Recent cirripeds from the Congo. *Rev. Zool. Bot. Afr.* 31(1):1-81.
- 1938b. Cirripedes from the Indian Ocean in the collection of the Indian Museum, Calcutta. *Mem. Indian Mus.* 13(1):1-81, 28 figs., 3 pls.
- 1939a. Recent and fossil balanids from the north coast of South America. *Capita Zool.* 8(4):3-7.
- 1939b. Thoracic cirripedes collected in 1925-1936. *Discovery Rep.* 18:223-238.
- 1939c. Cirripedia. In, *Resultats Scientifiques Croisieres Navire-Ecole Belge Mercator*. *Mem. Mus. R. Hist. Nat. Belgique*, ser. 2, 15:91-94.
1949. The Armstrong College Zoological Expedition to Siwa Oasis (Libyan Desert) 1935. Notes on a *Balanus* from the saline lake Birket El-Gessabaia (Exabaia). *Proc. Egyptian Acad. Sci.* IV — 43-44.
1955. Cirripedia. Rep. Swedish Deep-Sea Exped., II (Zool.) No. 17:215-220.
1957. Thoracic cirripeds from Chile. *Lunds Univ. Arsskr.* N.F., ser. 2, 53(9):1-25.
- Nishikawa, S.
1963. Chromosomes of *Balanus amphitrite albicostatus* Pilsbry. *Zool. Mag. Tokyo* 69(12):355-356.
- Nomland, J. O.
1917. Fauna of the Santa Margarita Beds in the North Coalinga Region of California. *Univ. California Publ. Geol. Sci.* 10(18):293-326.
- Nomura, S.
1938. A note on some fossils from the Ryukyu Islands. *Biogeographica* 3(1):87-91.
- Norris, E. and D. J. Crisp
1953. The distribution and planktonic stages of the cirripede *Balanus perforatus* Bruguiere. *Proc. Zool. Soc. London* 123(2):393-409.
- Norris, E., L. W. G. Jones, T. Lovegrove, and D. J. Crisp
1951. Variability in larval stages of cirripedes. *Nature* 167(4246):444-445.
- Nott, J. A.
1969. Settlement of barnacle larvae: Surface structure of the antennular attachment disc by scanning electron microscopy. *Mar. Biol* 2:248-251.
- Nott, J. A. and B. A. Foster
1969. On the structure of the antennular attachment organ of the cypris larva of *Balanus balanoides* (L.) Philos. *Trans. R. Soc. London, B*, 256(803): 115-134.
- Ooishi, S.
1964. Results of the Anami Expedition No. 3. Invertebrates. Rep. Fac. Fish. Pref. Univ. Mie. 5(1): 189-215.
- Orcutt, C. R.
1921. Pleistocene beds of San Quintin Bay, Lower California. *West Am. Sci.* 19(3):23-24.
- O'Riordan, C. E.
1967. Cirripedes in Ireland. *Proc. R. Irish Acad. sect. B.*, 65(10):285-296.
- Ortmann, A. E.
1900. Synopsis of the collection of invertebrate fossils made by the Princeton Expedition to Patagonia. *Am. J. Sci.* 10:368-381.
1902. Tertiary invertebrates. Repts. Princeton Univ. Exped. to Patagonia, 1896-1899, 4, Paleontology. (2):247-255 (Cirripedia).
- Ostroumoff, A.
1892. Notes sur la distribution de *Balanus eburneus* Gould. *Zool. Anz.* 15(389):160.
- Pallas, P. S.
1788. *Marina varia nova et rariora*. *Nova Acta Acad. Imp. Sci., Petropol.* 2:229-249.
- Parfitt, E.
1871. Description of a new fossil *Balanus*. *Ann. Mag. Nat. Hist.*, ser. 4, 8:210-212.
- Paris, O.
1960. Some quantitative aspects of predation by muricid snails on mussels in Washington Sound. *Veliger*, 2(3):41-47.
- Park, J.
1910. *The geology of New Zealand*. Christchurch, New Zealand. 488 pp.
- Patel, B. and D. J. Crisp
1960a. The influence of temperature on breeding and moulting activities of some warm water species of operculate barnacles. *J. Mar. Biol. Assoc. U.K.* 39:667-680.
1960b. Rates of development of the embryos of several species of barnacles. *Physiol. Zool.* 33(2):104-119.
1961. Relation between the breeding and moulting cycles in cirripedes. *Crustaceana* 2:89-107.
- Patton, W. K.
1963. Animal associates of the gorgonian coral *Leptogorgia virgulata* at Beaufort, N. Carolina. *U.S.A. Am. Zool.* 3(4):522.
- Pearse, A. S.
1947. Observations on the occurrence of certain barnacles and isopods at Beaufort, North Carolina. *J. Washington Acad. Sci.* 37(9):325-328.
1952. Parasitic Crustacea from the Texas coast. *Publ. Inst. mar. Sci.* 2(2):7-42.
- Petersen, G. H.
1962. The distribution of *B. balanoides* and *Littorina saxatilis* var. *groenlandica* Menke in northern west Greenland. *Medd. Gronland* 159(9):1-43.
1966. *Balanus balanoides* (L.) (Cirripedia) life cycle and growth in Greenland. *Medd. Gronland* 159(12): 1-114.
- Petriconi, V.
1969. Vergleichend anatomische untersuchungen an Rankenfüssern (Crustacea; Cirripedia). Zur funktionsmorphologie der Mundwerkzeuge der Cirripedia. *Zool. Anz.* 33:539-547.
- Philippi, R. A.
1836. Cirripedia. In, *Enumeratio Molluscorum Siciliae cum viventium in tellure tertiaria fossilium quae in itinere suo observavit*. Berolini, 267 pp.
1887. *Die Tertiären und Quartären Versteinerungen Chiles*. Leipzig, 266 p.
- Pichon, M.
1972. The coral reefs of Madagascar. In, Battistine, R. and G. Richard-Vindard (eds.), *Biogeography and Ecology in Madagascar*, p. 367-410. Dr. W. Junk B. V. Publishers, The Hague.
- Pillai, N. K.
1958. Development of *Balanus amphitrite*, with a note on the early larvae of *Chelonibia testudinaria*. *Bull. Centre Res. Inst. Univ. Kerala*, ser. C, 6:117-130.
- Pilleri, G.
1970. *Xenobalanus globicipitis* Steenstrup on *Delphinus delphis*, *Stenella styx* and *Tursiops truncatus* of the western Mediterranean. In, Pilleri, G. (ed.), *Investigations on Cetacea, II*, p. 248-249. Berne, Switzerland.
- Pilsbry, H. A.
1896. On a collection of barnacles. *Proc. Acad. Nat. Sci. Philadelphia* 48:208.
1907a. The barnacles (Cirripedia) contained in the collections of the U.S. National Museum. *Bull. U.S. Natl. Mus.* 60:1-122.
1907b. Notes on some Pacific cirripedes. *Proc. Acad. Nat. Sci. Philadelphia* 59:360-362.
1907c. Hawaiian Cirripedia. *Bull. Bur. Fish* 26:181-190.
1907d. Cirripedia from the Pacific coast of North America. *Bull. Bur. Fish.* 26:193-204.
1909. Report on barnacles of Peru, collected by Dr. R. E. Coker and others. *Proc. U.S. Natl. Mus.* 37(1700): 63-74.

1910. *Stomatolepas*, a barnacle commensal in the throat of the Loggerhead turtle. *Am. Nat.* 44:304-306.
1911. Barnacles of Japan and Bering Sea. *Bull. Bur. Fish.* 29:59-84.
1912. Diagnoses of new barnacles from the Philippine Archipelago and China Sea. *Proc. U.S. Natl. Mus.* 42(1902):291-294.
1916. The sessile barnacles (Cirripedia) contained in the collections of the U.S. National Museum; including a monograph of the American species. *Bull. U.S. Natl. Mus.* 93:1-366.
1918. Cirripedia from the Panama Canal Zone. *Bull. U.S. Natl. Mus.* 103:185-188.
1921. Barnacles of the San Juan Islands, Washington. *Proc. U.S. Natl. Mus.* 59(2362):111-115.
1924. Miocene and Pleistocene Cirripedia from Haiti. *Proc. U.S. Natl. Mus.* 52(2512):1-3.
1927. Cirripedia of Curacao. *Bijdr. Dierk.* 25:36-37.
1928. Littoral barnacles of the Hawaiian Islands and Japan. *Proc. Acad. Nat. Sci. Philadelphia* 79:305-317.
1930. Cirripedia (*Balanus*) from the Miocene of New Jersey. *Proc. Acad. Nat. Sci. Philadelphia* 82:429-433.
1931. The cirriped genus *Pyrgoma* in American waters. *Proc. Acad. Nat. Sci. Philadelphia* 83:81-83.
1943. Cirripedia. In, *Marine Invertebrates of the buried beaches near Nome, Alaska*. *J. Paleontol.* 17:94-95.
1953. Notes on Floridan barnacles (Cirripedia). *Proc. Acad. Nat. Sci. Philadelphia* 105:13-28.
- Pilsbry, H. A. and A. A. Olsson
1951. Tertiary and Cretaceous Cirripedia from northwestern South America. *Proc. Acad. Nat. Sci. Philadelphia* 103:197-210.
- Plaziat, J-C and C. Cavalier
1973. L'apparition des Balanes dans le Bassin de Paris. *C. R. Acad. Sci. Paris, Ser. D* 276:2875-2877.
- Pochon-Masson, J., J. Bocquet-Védrine and Y. Turquier
1969-1970. Contribution a l'étude du spermatozoïde des crustacés cirripèdes. *Comp. Spermatology* 137:205-219.
- Poli, G. S.
1791-1795. Testacea Utriusque Siciliae eorumque historia et anatomicae tabulis aeneis illustrata. Parma.
- Pomerat, C. and E. Reiner
1942. The influence of surface angle and of light on the attachment of barnacles and other sedentary organisms. *Biol. Bull.* 82(1):14-25.
- Pope, E.
1945. A simplified key to the sessile barnacles found on the rocks, boats, wharf piles and other installations in Port Jackson and adjacent water. *Rec. Australian Mus.* 21(6):351-372.
1958. The barnacle, *Xenobalanus globicipitis* Steenstrup, in Australian seas. *Proc. R. Zool. Soc. New South Wales* 1956-57:159-161.
1959. Some Australian barnacles. *Australian Mus. Mag.*, December, 1959:116-119.
1965. A review of Australian and some Indomalayan Chthamalidae (Crustacea, Cirripedia). *Proc. Linn. Soc. New South Wales* 90(1):10-77.
1966. Sessile barnacles (Thoracica, Cirripedia). *Port Phillip Survey, 1957-1963. Mem. Natl. Mus. Melbourne* 27:179-182.
- Por, F. D.
1972. Hydrobiological notes on the high-salinity waters of the Sinai Peninsula. *Mar. Biol.* 14(2):111-119.
- Por, F. D. and I. Ferber
1972. The Hebrew University-Smithsonian Institution collections from the Suez Canal (1967-1972). *Israel J. Zool.* 21:149-166.
- Poulson, E. M.
1935. De Danske Farvandes Rurer (Balanomorpha og Verrucomorpha). *Vidensk. Meddel. Dansk Naturhist. Kovenhaven Foren.* 99:5-27.
- Powell, H. T.
1954. Occurrence of *Chthamalus stellatus* (Poli) in Fair Isle and Shetland. *Nature* 173:688.
1960. *Elminius modestus* Darwin on the Isle of Cumbrae (Firth of Clyde). *Nature* 185:119-120.
- Prenant, M.
1929. *Balanus amphitrite* Darwin sur les côtes Atlantique françaises. *Bull. Soc. Zool. France* 54:212-213.
- Prenant, M. and G. Teissier
1923. Notes sur les cirripèdes operculés de la région de Roscoff. *Bull. Soc. Zool. France* 48:170-178.
- Prochazka, V. J.
1893. O Zkamenelých Creusích z Miocaenu Moravského, Dolnorakouského, Stýrského a Chrovatského. *Rozpravy České Akad. Cisare Frantiska Josefa, ser. 2*, 2(1):1-24.
- Pyefinch, K. A.
1948a. Methods of identification of the larvae of *Balanus balanoides* (L.), *Balanus crenatus* Brug. and *Verruca stroemia* O. F. Muller. *J. Mar. Biol. Assoc. U.K.* 27(2):451-463.
- 1948b. Notes on the biology of cirripedes. *J. Mar. Biol. Assoc. U.K.* 27(2):464-503.
- 1948c. The larval stages of *Balanus crenatus* Bruguiere. *Proc. Zool. Soc. London* 118:916-923.
- Pyefinch, K. A. and J. C. Mott
1948. The sensitivity of barnacles and their larvae to copper and mercury. *J. Exp. Biol.* 25(3):276-298.
- Raj, B. S.
1927. The littoral fauna of Krusadai Island in the Gulf of Manaar with appendices on the vertebrates and plants. Cirripedia (Barnacles). *Bull. Madras Govt. Mus., n.s., Nat. Hist. sect. 1*(1):111-115.
- Ramenofsky, M., D. J. Faulkner and C. Ireland
1974. Effect of juvenile hormone on cirriped metamorphosis. *Biochem. Biophys. Res. Com.* 60(1):172-178.
- Ranzani, C.
1818. Osservazioni su i Balanidi. *Opuscoli Scientifici* 2(2):63-93.
1820. Osservazioni su i Balanidi. *Mem. Storia Nat., deca prima*, pp. 13-57.
- Rao, D. G. V. and P. N. Ganapati
1969. Oxygen consumption in relation to body size in the barnacle, *Balanus tintinnabulum tintinnabulum* (L.) *Comp. Biochem. Physiol.* 28(1):193-198.
- Rees, W. J.
1962. The distribution of the coral, *Caryophyllia smithii* and the barnacle *Pyrgoma anglicum* in British waters. *Bull. Brit. Mus. (Nat. Hist.)* 8(9):403-418.
- Relini, G.
1962. Nota preliminare sul bentos vivente nel porto di Genova. *Doriana* 3(123):1-4.
1964. I cirripedi opercolati del porto di Genova. *Ann. Mus. Civico Storia Nat. Genova* 87:397-411.
1966. Ricerchi sul "fouling" nel porto di Genova. *Boll. Zool.* 32(1):179.
- 1968a. Segnalazione di due Cirripedi nuovi per l'Adriatico. *Boll. Soc. Adriatica Sci. Trieste* 56(2):218-225.
- 1968b. Osservazioni preliminari sui Balani della rada di Vado Ligure (Sv). *Boll. Mus. Inst. Biol. Univ. Genova* 36(247):185-190.
1969. La distribuzione dei Cirripedi Toracici nei mari Italiani. *Arch. Bot. Biogeogr. Italiano, ser. 4*, 45(4):168-186.
- Relini, G. and E. Giordano
1969. Distribuzione verticale ed insediamento delle quattro specie di Balani presenti nel porto di Genova. *Natura* 60(4):251-281.
- Remy, P.
1928. Matériaux Zoologiques recoltés par le "Pourquoi-

- Pas?" dans les mers arctiques en 1926. *Ann. Sci. Nat. Paris ser. 10*, 11:209-245.
- Resig, J. M.
1969. Paleontological investigations of deep borings on Ewa Plain, Oahu, Hawaii. *Hawaii Inst. Geophys. Rep. HIG-69-2*:1-99.
- Rice, L.
1930. Peculiarities in the distribution of barnacles in communities and their probable causes. *Publ. Puget Sound Mar. Biol. Sta. 7*:249-257.
- Richard, J.
1936. Documents sur les Cétacés et pinnipèdes provenant des Campagnes du Prince Albert 1^{er} de Monaco. *Res. Camp. Sci. Monaco 94*:1-71.
- Richard, J. and H. Neuville
1897. Sur quelques cétacés observés pendant les campagnes du yacht Princesse-Alice. *Mem. Soc. Zool. France 10*:100-109.
- Richards, H. G.
1930. Notes on barnacles from Cape May County, New Jersey. *Proc. Acad. Nat. Sci. Philadelphia 82*:143-144.
- Riedl, R.
1963. Cirripedia, pp. 252-258. *In*, Fauna und Flora der Adria. Paul Parey, Hamburg.
- Rigg, G. B., and R. C. Miller
1949. Intertidal plant and animal zonation in the vicinity of Neah Bay, Washington. *Proc. California Acad. Sci.*, ser. 4, 26(10):323-351.
- Ritz, D. A. and B. A. Foster
1968. Comparison of the temperature responses of barnacles from Britain, South Africa and New Zealand, with special reference to temperature acclimation in *Elminius modestus*. *J. Mar. Biol. Assoc. U.K. 48*:545-559.
- Ritz, D. A. and D. J. Crisp
1970. Seasonal changes in feeding rate in *Balanus balanoides*. *J. Mar. Biol. Assoc. U.K. 50*:223-240.
- Robertson, R.
1970. Review of the predators and parasites of stony corals with special reference to symbiotic prosobranch gastropods. *Pac. Sci. 24*(1):43-54.
- Rogers, F. L.
1949. Three new subspecies of *Balanus amphitrite* from California. *J. Ent. Zool. Claremont 41*(2):23-32.
- Rolfe, W. D. I.
1963. Catalogue of type specimens in the invertebrate paleontological collections of the Museum of Comparative Zoology. Arthropoda (Trilobita, Arachnida and Insecta excluded). *Bull. Mus. Comp. Zool. 129*(7):385.
- Rosell, Neon C.
1970. A gorgonacean inhabiting barnacle Genus *Acasta* from Cebu. *Nat. Appl. Sci. Bull. 22*:103-111.
1972. Some barnacles (Cirripedia Thoracica) of Puerto Galera found in the vicinity of the U. P. Marine Biological Laboratory. *Natur. Appl. Sci. Bull. 24*(4):143-285.
1973a. On two less well-known balanids (Cirripedia Thoracica) from the Sulu Archipelago, Philippines. *U.P. Nat. Sci. Res. Cent. Tech. Rep. 4*:1-12.
1973b. Some Thoracic barnacles (Crustacea: Cirripedia) of Manila Bay. *Kalikasan, Phil. J. Biol. 2*:69-95.
1974. Two new species of barnacles (Cirripedia, Thoracica) found inhabiting a common eco-niche from Mindanao, Philippines. *U. P. Nat. Sci. Res. Cent. Tech. Rep. 13*:1-12.
1975. A new *Tetraclitella* from the Philippines. *Crustaceana 28*(1):96-100.
- Rosenberg, R.
1972a. Effects of chlorinated aliphatic hydrocarbons on larval and juvenile *Balanus balanoides* (L.) *Environ. Pollut. 3*:313-318.
1972b. Salinity tolerance of larvae of *Balanus balanoides* (L.) *Ophelia 10*(1):11-15.
- Roskell, J.
1962. Barnacles epizoic on *Littorina* shells. *J. Anim. Ecol. 31*(2):263-271.
- Ross, A.
1961. A new cirriped from the Hawaiian Islands. *Crustaceana 2*(3):209-212.
1962. Results of the Puritan-American Museum of Natural History Expedition to western Mexico. No. 15. The littoral balanomorph Cirripedia. *Am. Mus. Novit. 2084*:1-44.
1963a. A new Pleistocene *Platylepas* from Florida. *Q. J. Florida Acad. Sci. 26*(2):150-158.
1963b. *Chelonibia* in the Neogene of Florida. *J. Florida Acad. Sci. 26*(3):221-233.
1964a. Cirripedia from the Yorktown Formation (Miocene of Virginia). *J. Paleontol. 38*:483-491.
1964b. A new barnacle from the Tamiama Miocene. *Q. J. Florida Acad. Sci. 27*(4):271-277.
1964c. Type locality of *Platylepas wilsoni* Ross. *Q. J. Florida Acad. Sci. 27*(4):278.
1965a. A new cirriped from the Eocene of Georgia. *Q. J. Florida Acad. Sci. 28*(1):59-67.
1965b. *Armatobalanus* in the Miocene of Maryland. *Q. J. Florida Acad. Sci. 28*(4):332-338.
1967. Notes on *Balanus humilis* Conrad, 1846. *Q. J. Florida Acad. Sci. 30*(3):173-176.
1968. Bredin-Archbold-Smithsonian Biological Survey of Dominica. 8. The intertidal balanomorph Cirripedia. *Proc. U.S. Natl. Mus. 125*(3665):1-22.
1969. Studies on the Tetraclitidae (Cirripedia: Thoracica): Revision of *Tetraclita*. *Trans. San Diego Soc. Nat. Hist. 15*(15):237-251.
1970. Studies on the Tetraclitidae (Cirripedia: Thoracica): A proposed new genus for the austral species *Tetraclita purpurascens breviscutum*. *Trans. San Diego Soc. Nat. Hist. 16*(1):1-12.
1971a. Studies on the Tetraclitidae (Cirripedia: Thoracica): A new tetraclitellan from India. *Trans. San Diego Soc. Nat. Hist. 16*(8):215-224.
1971b. A new genus of Chthamalidae (Cirripedia) from the southeastern Pacific island of San Ambrosio. *Trans. San Diego Soc. Nat. Hist. 16*(11):265-278.
1972. Studies on the Tetraclitidae (Cirripedia, Thoracica): On the occurrence of *Tetraclitella karandei* in Taiwan. *Crustaceana 23*(3):307-308.
- Ross, A. and C. G. Jackson, Jr.
1972. Barnacle fouling of the ornate diamondback terrapin, *Malaclemys terrapin macrospilota*. *Crustaceana 22*(2):203-205.
- Ross, A. and W. A. Newman
1967. Eocene Balanidae of Florida, including a new genus and species with a unique plan of "Turtle Barnacle" organization. *Am. Mus. Novitates 2288*:1-21.
1969a. A coral-eating barnacle. *Pacific Sci. 23*(2):252-256.
1969b. Cirripedia. *In*, J. W. Hedgpeth (ed.), Distribution of selected groups of marine invertebrates in waters South of 35°S Latitude. *Am. Geogr. Soc. Antarctic Folio Series 11*:30-32.
1973. Revision of the coral-inhabiting barnacles (Cirripedia: Balanidae). *Trans. San Diego Soc. Nat. Hist. 17*(12):137-174.
- Ross, A., J. J. Cerame-Vivas, and L. R. McCloskey
1964. New barnacle records for the coast of North Carolina. *Crustaceana 7*(4):312-313.
- Rothpletz, A. and V. Simonelli
1890. Die marinen Ablagerungen auf Gran Canaria. *Zeit. Deutschen Geol. Gesell. 42*:677-736.
- Rowland, R. W.
1972. Paleontology and paleoecology of the San Diego Formation in northwestern Baja, California. *Trans. San Diego Soc. Nat. Hist. 17*(3):25-32.
- Ruedemann, R.
1918. The phylogeny of the acorn barnacles. *Proc. Natl. Acad. Sci. 4*(12):382-384.

- Runnström, S.
1925. Zur Biologie und Entwicklung von *Balanus balanoides* (Linne). Bergens Mus. Arbok. 5:1-40.
- Rusanova, M. N.
1959. The biological differences between the White Sea and Barents Sea *Balanus balanoides* Linné. Doklady Akad. Nauk SSSR, 126(1-6):568-571.
- Ryder, J. A.
1879. Strange habitat of a barnacle on a Gar Pike. Am. Nat. 13:453.
- Rzhepishvskii, I. K.
1968. Barnacles (Cirripedia, Thoracica) in Chesapeake Bay, Barents Sea. Trudy Murmansk Morskoi Biol. Inst. 17(21):36-47.
- Sakakura, K.
1934. Pleistocene *Pyrgoma* from Tiba Prefecture. J. Geol. Soc. Tokyo 41:575-581.
- Sandeel, M. I. and J. D. Costlow
1961. The presence of decapod-pigment-activating substances in the central nervous system of representative Cirripedia. Biol. Bull. 120(2):192-205.
- Sandison, E. E.
1950. Appearance of *Elminius modestus* Darwin in South Africa. Nature 165(4185):79-80.
1954. The identification of the nauplii of some South African barnacles with notes on their life histories. Trans. R. Soc. South Africa 34:69-101.
1962. The populations of *Balanus amphitrite* var. *stutsburi* on the Guinea Coast. Proc. Zool. Soc. London 138(4):517-542.
1966. The effect of salinity fluctuations on the life cycle of *Balanus pallidus stutsburi* Darwin in Lagos Harbour, Nigeria. J. Anim. Ecol. 35:363-378.
1967. The naupliar stages of *Balanus pallidus stutsburi* Darwin and *Chthamalus aestuarii* Stubbings (Cirripedia, Thoracica). Crustaceana 13(2):161-174.
- Sandison, E. and M. Hill
1966. The distribution of *Balanus pallidus stutsburi* Darwin, *Gryphaea gasar* ([Adanson] Dautzenberg), *Mercierella enigmatica* Fauvel and *Hydroides uncinata* (Philippi) in relation to salinity in Lagos Harbour and adjacent creeks. J. Anim. Ecol. 35: 235-250.
- Saroyan, J. R., E. Lindner and C. A. Dooley
1968. Attachment mechanisms of barnacles. Mare Island Paint Lab., San Francisco, California, Rep. no. 68-1:1-18.
- Say, T.
1822. An account of some marine shells of the United States. J. Acad. Nat. Sci. Philadelphia 2(2):221-248, 302-325.
- Scammon, C. M.
1874. The marine mammals of the northwestern coast of North America. John H. Carmany & Co., San Francisco, 319 p.
- Schäfer, W.
1938a. Die geologische Bedeutung von Bohr-Organismen in tierischen Hart-Teilen, aufgezeigt an Balaniden-Schill der Innenjade. Senckenbergiana 20(5): 304-313.
1938b. Palökologische Beobachtungen an sessilen Tieren der Nordsee. Senckenbergiana 20(5):323-331.
1938c. Bewuchs-Verteilung von Seepocken (Balaniden) im Gezeiten-Gürtel. Nat. Volk. 68:564-569.
1948. Wuchsformen von Seepocken (*B. balanoides*). Nat. Volk 78(4-6):74-78.
1952. Biologische Bedeutung der Ortswahl bei Balaniden-Larven. Senckenbergiana 33(4/6):235-246.
- Scheffer, V. B.
1939. Organisms collected from whales in the Aleutian Islands. Murrelet 20:67-69.
- Schmalz, C.
1906. Die Ordnung der Cirripeden. Syst. Conchylien-Cabinet von Martini und Chemnitz 11(5):1-82.
- Schumacher, C. F.
1817. Essai d'un nouveau système des habitations des vers testacés. Copenhagen. 287 pp.
- Schwarz, A.
1932. Der Lichteinfluss auf die Fortbewegung, die Einregelung und das Wachstum bei niederen Tieren. Senckenbergiana 14(6):429-454.
- Schwartz, F. J.
1960. The barnacle *Platylepas hexastylus*, encrusting a green turtle *Chelonia mydas mydas* from Chincoteague Bay, Maryland. Chesapeake Sci. 1(2): 116-117.
- Seguenza, G.
1873-1876. Ricerche Paleontologiche intorno ai Cirripedi terziari della provincia di Messina. Con appendice intorno ai Cirripedi viventi nel Mediterraneo e sui fossili terziari dell'Italia Meridionale. Parte I (1873); Part II (1876). Atti Accad. Pontaniana, 10:267-481.
- Shatoury, H. H.
1958. A freshwater mutant of *Balanus amphitrite*. Nature 181(4611):790-791.
- Shaw, S. R.
1972. Incremental conduction of the visual signal in barnacle lateral eye. J. Physiol. 220:145-175.
- Shelford, V. E.
1930. Geographic extent and succession in Pacific North American intertidal (*Balanus*) communities. Publ. Puget Sound Mar. Biol. Sta. 7:217-223.
- Shelford, V. E., A. O. Weese, L. A. Rice, D. I. Rasmussen, A. MacLean, N. M. Wismer and J. H. Swanson
1935. Some marine biotic communities of the Pacific coast of North America. Ecol. Monogr. 5:249-354.
- Shimkin, M. B., B. K. Kee and I. Zechmeister
1951. An instance of the occurrence of carcinogenic substances in certain barnacles. Science 113(2945): 650-651.
- Shimony, T.
MS[1971.] Biochemical and histochemical studies of the enzyme arylsulphatase in the mantle of the barnacle *Balanus eburneus* Gould. Ph.D. Thesis, New York University, Graduate School of Arts and Science.
- Shimony, T. and R. F. Nigrelli
1971. Phenoloxidase activity in the cement apparatus of the adult barnacle, *Balanus eburneus* Gould, and its possible function in the hardening process of the adhesive substances. Am. Zool. 11(4):662-663.
1972. Studies on arylsulphatases in the barnacle *Balanus eburneus*. Mar. Biol. 14(4):349-358.
- Singarajah, K. V., J. Moyses and E. W. Knight-Jones
1967. The effect of feeding upon the phototactic behaviour of cirripede nauplii. J. Exp. Mar. Biol. Ecol. 1:144-153.
- Sizer, I. W.
1937. Stimulation of *Balanus balanoides* and *Fundulus heteroclitus* by dicarboxylic acids. Physiol. Zool. Chicago 10(3):327-341.
- Skerman, T. M.
1958. Marine fouling at the Port of Lyttelton. New Zealand J. Sci. 1:224-257.
1960. Note on *Stylachus zanzibaricus* Laidlaw, (Turbellaria, Polycladida) a suspected predator of barnacles in the port of Auckland, New Zealand. New Zealand J. Sci. 3(4):610-614.
- Smith, F. G. W.
1946. Effect of water currents upon the attachment and growth of barnacles. Biol. Bull. 90(1):51-70.
1948. Surface illumination and barnacle attachment. Biol. Bull. 94(1):33-39.
- Smith, F. G. W., R. H. Williams, and C. C. Davis
1950. An ecological survey of the subtropical inshore waters adjacent to Miami. Ecology 31(1):119-146.

- Smith, W. A.
1971. Crustacea: Cirripedes from Diego Garcia. Atoll Res. Bull. 149:103.
- Sneli, J. A.
1972. Distribution of *Balanus improvisus* along the Norwegian coast. Rhizocrinus, Occasional Pap., Zool. Mus., Oslo 1(7):1-6.
- Sommer, H. H.
1972a. Exogene Steuerung der Motorischen Aktivität von *Balanus balanus* L. durch Aktivierung zweier Adaptations-systeme des Lichtsinns. Verhandl. Deutschen Zool. Gesell. 65:271-275.
1972b. Endogene und exogene Periodik in der Aktivität eines niederen Krebses (*Balanus balanus* L.) Zool. vergl. Physiol. 76:177-192.
1972c. Untersuchungen zum Nachweis spezifischer Perceptions mechanism im Drucksinn sessiler Krebse (*Balanus balanus* L. und *Balanus improvisus* Darwin). Experientia 28(12):1449-1450.
1972d. Untersuchungen zur Physiologie der Druckwahrnehmung an sessilen Krebsen (*Balanus balanus* und *Balanus improvisus*) des Sublitorals und Eulitorals. Helgolander Wiss. Meeresunters. 23:352-364.
- Southward, A. J.
1950. Occurrence of *Chthamalus stellatus* in the Isle of Man. Nature 165(4193):408-409.
1951. The distribution of *Chthamalus stellatus* in the Irish Sea. Nature 167:410-411.
1955a. Feeding of barnacles. Nature 175(4469):1124-1125.
1955b. On the behavior of barnacles. I. The relation of cirral and other activities to temperature. J. Mar. Biol. Assoc. U.K. 34:403-422.
1955c. On the behaviour of barnacles. II. The influence of habitat and tide-level on cirral activity. J. Mar. Biol. Assoc. U.K. 34:423-433.
1957. On the behaviour of barnacles. III. Further observations on the influence of temperature and age on cirral activity. J. Mar. Biol. Assoc. U.K. 36:323-334.
1960. On changes of sea temperature in the English Channel. J. Mar. Biol. Assoc. U.K. 39:449-458.
1962. On the behaviour of barnacles. IV. The influence of temperature on cirral activity and survival of some warm-water species. J. Mar. Biol. Assoc. U.K. 42:163-177.
1964a. The relationship between temperature and rhythmic cirral activity in some cirripedes considered in connection with their geographical distribution. Helgolander wiss. Meeresunters. 10(1-4):391-403.
1964b. On the European species of *Chthamalus* (Cirripedia). Crustaceana 6(4):241-254.
1965. On the metabolism and survival of cirripedes at high temperatures. Trav. Centre Rech. Etud. Oceanogr., n.s., 6(1/4):441-446.
1967. On the ecology and cirral behaviour of a new barnacle from the Red Sea and Indian Ocean. J. Zool. London 153:437-444.
1975. Intertidal and shallow water Cirripedia of the Caribbean. Stud. Fauna Curaçao Caribbean Is. 46(150):1-53.
- Southward, A. J. and D. J. Crisp
1952. Changes in the distribution of the intertidal barnacles in relation to the environment. Nature 170:416-417.
1954a. Recent changes in the distribution of the intertidal barnacles *Chthamalus stellatus* Poli and *Balanus balanoides* L. in the British Isles. J. Anim. Ecol. 23:163-177.
1954b. The distribution of certain intertidal animals around the Irish coast. Proc. Roy. Irish Acad. 57B(1):1-29.
1956. Fluctuations in the distribution and abundance of intertidal barnacles. J. Mar. Biol. Assoc. U.K. 35:211-229.
1963. Barnacles of European waters. In, Catalogue of Main Marine Fouling Organisms, Volume 1, Barnacles, 46 p. Organisation for Economic Cooperation and Development, Paris.
1965. Activity rhythms of barnacles in relation to respiration and feeding. J. Mar. Biol. Assoc. U.K. 45:161-185.
- Southward, A. J. and E. C. Southward
1958. On the occurrence and behaviour of two little-known barnacles, *Hexelasma hirsutum* and *Verruca recta*, from the Continental Slope. J. Mar. Biol. Assoc. U.K. 37:633-647.
1967. On the biology of an intertidal chthamalid (Crustacea, Cirripedia) from the Chuckchi Sea. Arctic 20(1):8-20.
- Southward, E. C.
1963. Haemoglobin in barnacles. Nature 200(4908):798-799.
- Sowerby, G. B.
1822-1834. The genera of recent and fossil shells, for the use of students in Conchology and Geology, with original Plates by James Sowerby (Nos. i-xvii), continued by J. de C. Sowerby, Nos. xviii-xliii).
1825. On a new genus of Cirripedes. Zool. J. London, 2:244-245.
- Sowerby, J. de C.
1846. The Mineral Conchology of Great Britain. London, pt. 113:57-80, pls. 644-648.
- Speden, I. G.
1962. Fossiliferous Quaternary marine deposits in the McMurdo Sound region, Antarctica. New Zealand J. Geol. Geophys. 5:746-777.
- Spengler, L.
1780. Beschreibung zweier neuer Gattung Meereicheln (Lepades) nebst der Isländischen Kammuschel (*Ostrea islandica*) Schr. Berlin Ges. Naturf. Fr. 1:101-111.
1790. Beskrivelse og Oplysning over den hidindtil lidet udarbejdede Slægt af mangeskallede Konchylier, som Linnaeus har daldet Lepas, med tilføiede nye og ubeskrevne Arter. (Om Conchyliæ-Slægten Lepas). Skrift. Natur. Selsk. 1(1):158-212.
- Srinivasan, K. S.
1947. Observations on some Balanidae from Mahabali-puram. J. Bombay Nat. Hist. Soc. 47(1):115-117.
- Stallcup, W. B.
1953. Distribution of the barnacle *Chthamalus dalli* Pilsbry at Cabrillo Point, Monterey Bay, California. Field Lab. (Contrib. Dept. Sci., Southern Methodist Univ.) 21(4):143-146.
- Stead, O.
1903. Parasites on a whale. Proc. Linn. Soc. New South Wales 28:944-945.
- Stebbing, T. R. R.
1902. Marine investigations in South Africa. South African Crustacea. Cape of Good Hope Dept. Agri. 1:62-63.
1910. General catalogue of South African Crustacea. Ann. S. Afr. Mus. 6(4):563-575.
1923. Cirripedia. Fish. Mar. Surv. S. Africa, Spec. Rep. 3:12.
- Steenstrup, J. J. S.
1852. Om *Xenobalanus globicipitis*, en ny Cirriped-Slæggt af Coronula familien. Vidensk. Medd. Dan. Naturh. Foren. 1852:62-64.
- Steinbeck, J. and E. F. Ricketts
1941. Sea of Cortez. Viking Press, New York. 598 pp.
- Stephensen, K.
1938. Cirripedia (incl. Rhizocephala). Zool. Iceland 3(30-31):1-11.
1943. Zoology of East Greenland. Marine Ostracoda, parasitic and semi-parasitic Copepoda and Cirripedia. Meddel. Gronland, 121(9):17-24.

- Stephensen, T. A. and A. Stephensen
 1950. Life between tidemarks in North America. I. The Florida Keys. *J. Ecol.* 39(2):354-402.
 1952. Life between tidemarks in North America. II. Northern Florida and the Carolinas. *J. Ecol.* 40(1):1-49.
 1954. The Bermuda Islands. *Endeavour* 13(50):72-80.
- Stephenson, W.
 1968. The intertidal acorn barnacle *Tetraclita vitiata* Darwin at Heron Island. Univ. Queensland Pap., Great Barrier Reef Comm. 1(3):51-59.
- Stephenson, W., R. Endean and I. Bennett
 1958. An ecological survey of the marine fauna of Low Isles, Queensland. *Australian J. Mar. Freshwater Res.* 9(2):261-318.
- Strachan, A. R.
 1970. A white sea urchin-acorn barnacle enigma. *California Fish Game* 56(2):134-135.
- Stromer V. Reichenbach, E.
 1912. *Lehrbuch der Paläozoologie*, Teil II. Leipzig-Berlin. 325 p.
- Stubbings, H. G.
 1936. Cirripedia. John Murray Expedition, 1933-1934, *Sci. Rep.* 4(1):1-70.
 1940. Cirripedia (Additional Part). John Murray Expedition, 1933-1934, *Sci. Rep.* 7(3):383-400.
 1950. Earlier records of *Elminius modestus* Darwin in British waters. *Nature* 166(4215):277-278.
 1959. Abnormal development of the basis in *Balanus amphitrite* var. *stutsburi* Darwin. *Nature* 183:1282.
 1961a. Some Cirripedia from the Persian Gulf. *Ann. Mag. Nat. Hist. ser. 13*, 4(34):171-176.
 1961b. Cirripedia Thoracica from tropical West Africa. *Atlantide Rep.* 6:7-41.
 1961c. Cirripedia, II. XVII. Campagne de la Calypso dans le golfe de Guinée et aux îles Principe, São Tomé, Annobon (1956). *Ann. Inst. Oceanogr.* 39:179-192.
 1963a. Cirripedia from South Vietnam. *Vidensk. Medd. Dan. Naturh. Foren. Kbh.* 125:327-335.
 1963b. Cirripedia of the tropical South Atlantic coast of Africa. *Rés. Sci. Exped. Océanogr. Belge eaux côtières Afr. l'Atlantique Sud (1948-1949)*. *Inst. Roy. Sci. Nat. Belg., Bruxelles.* 3(10):1-39.
 1964a. Cirripedia, 4. *Rés. Sci. Campagnes Calypso: Îles du Cap Vert*. *Ann. Inst. Oceanogr.*, 6(4):103-112.
 1964b. Cirripedia from the Congo Estuary and adjacent coasts in the Musée Royal de l'Afrique Centrale, Tervuren, Belgium. *Rev. Zool. Bot. Afr.*, 69(3-4):327-347.
 1965. West African Cirripedia in the collections of the Institut Français d'Afrique Noire, Dakar, Senegal. *Bull. Inst. Fr. Afr. Noire, ser. A*, 27(3):876-907.
 1967. The cirriped fauna of tropical West Africa. *Bull. Brit. Mus. (Nat. Hist.)*, Zool. 15(6):229-319.
- Stubbings, H. G.
 1975. *Balanus balanoides*. Liverpool Marine Biological Committee Mem. no. 37:1-75.
- Suhaimi, A.
 1966. A new species of *Balanus* (Crustacea: Cirripedia) from Singapore. *Bull. Nat. Mus., Singapore* 33(9):65-68.
- Sumner, F. B.
 1909. On the occurrence of the littoral barnacle *Chthamalus stellatus* (Poli.) at Woods Hole, Mass. *Science* 30(768):373-374.
 1911. A biological survey of the waters of Woods Hole and vicinity. *Bull. Bur. Fish.* 31(1):128-130.
- Suzuki, H. and K. Konno
 1970. Basic studies on the antifouling by ultrasonic waves for ship's bottom fouling organisms. II. Influences of ultrasonic waves on the larvae of barnacles, *Balanus amphitrite hawaiiensis*, and mussels, *Mytilus edulis* used together with poisonous substances. *J. Tokyo Univ. Fish.* 57(1):9-16.
- Suzuki, N. and S. Mori
 1963. Adaptation phenomena concerning the water content of the barnacles. *Jap. J. Ecol.* 13(1):1-9.
- Tait, J. and W. F. Emmons
 1924-1925. Experiments and observations on Crustacea. Part VI: The mechanism of massive movement of the operculum of *Balanus nubilis*. *Proc. Roy. Soc. Edinburgh* 45(1):42-47.
- Tarasov, N. I.
 1932. Regarding the knowledge of the Arctic fauna of Cirripedia Thoracica. *Trans. Arctic Inst.* 2:59-62.
 1936. On the Arctic fauna of Cirripedia Thoracica. II. *Trans. Arctic Inst.* 33:45-49.
 1937. Contributions to the fauna Cirripedia Thoracica of the Arctic Ocean. III. *Trans. Arctic Inst.* 50:35-59.
- Tarasov, N. I. and G. B. Zevina
 1957. Cirripedia. Fauna SSSR. *Zool. Inst. Akad. Nauk, SSSR, (n.s.)* 69:1-268.
- Taylor, J. D.
 1968. Coral reef and associated invertebrate communities (mainly molluscan) around Mahé, Seychelles. *Phil., Trans. Roy. Soc. London, B*, 254(793):129-206.
- Taylor, P. B.
 1970. Observations on the function of the frontolateral horns and horn glands of barnacle nauplii (Cirripedia). *Biol. Bull.* 138(2):211-218.
- Tenerelli, V.
 1952. Osservazioni biologiche su alcuni Cirripedi del gen. *Chthamalus* Ranz. con particolare riguardo ai fenomeni d'anabiosi. *Atti Acad. Gioenia Sci. Nat. Catania, ser. 6*, 9:92-122.
 1958. Ricerche sul periodo riproduttivo e sull'accoppiamento di *Chthamalus stellatus stellatus* (Poli). *Boll. Accad. Gioenia Sci. Nat. Catania, ser. 4*, 4(5):263-280.
 1959a. Contributo alla conoscenze dell'inseminazione in *Chthamalus stellatus stellatus* (Poli). *Boll. Accad. Gioenia Sci. Nat. Catania, ser. 4*, 5(2):1-14.
 1959b. Contributo alla conoscenza dell'apparato sessuale femminile dei Cirripedi. Ricerche in *Chthamalus stellatus stellatus* (Poli). *Atti. Acc. Gioenia Sci. Nat. Catania* 12:14-28.
- Tengstrand, G.
 1931. *Balanus improvisus* något om dess förekomst i Göta älvs mynning. *Fauna och Flora Uppsala* 26:108-112.
- Termier, H. and G. Termier
 1953. Sous-class des Cirripèdes. *In*, Piveteau, J., *Traite de Paléontologie* 3:297-308.
- Tighe-Ford, D. J.
 1967. Possible mechanism for the endocrine control of breeding in a cirripede. *Nature* 216:920-921.
 1968. A micro-injection technique for barnacles. *Crustaceana* 15:225-228.
- Tighe-Ford, D. J. and D. C. Vaile
 1972a. The action of crustecdysone on the cirripede *Balanus balanoides* (L.). *J. Exp. Mar. Biol. Ecol.* 9(1):19-28.
 1972b. The action of an arthropod moulting hormone on barnacles and its apparent natural role in the control of development and growth. *J. Roy. Naval Sci. Serv.* 27(4):202-210.
- Tighe-Ford, D. J., M. J. D. Power, and D. C. Vaile
 1970. Laboratory rearing of barnacle larvae for anti-fouling research. *Helgolander Wiss. Meeres* 20:393-405.
- Tokioka, T.
 1953. Invertebrate fauna of the intertidal zone of the Tokara Islands. 1. Introductory notes with the outline of the shore and the fauna. *Publ. Seto Mar. Biol. Lab.* 3(2):123-138.
- Törnävä, S. R.
 1948. The alimentary canal of *Balanus improvisus* Darwin. *Acta Zool. Fennica* 52:1-52.

- Tournouër, M. A.
1903. Note sur la géologie et la paléontologie de la Patagonie. Bull. Soc. Geol. France, ser 4, 3:463-473.
- Towler, E. D.
1930. An analysis of the intertidal barnacle communities of the San Juan Archipelago. Publ. Puget Sound Mar. Biol. Sta., 7:225-232.
- Trusheim, F.
1932. Paläontologisch Bemerkenswertes aus der Ökologie rezenter Nordsee-Balaniden. Senckenbergiana, 14(1/2):70-87.
- Utinomi, H.
1942. Distribution of boring molluscs and cirripeds in the rocky zone of Iwayama Bay. South Sea Sci. (Kagaku nanyo) Japan Soc. Promotion Sci. Res. 5(1):1-14.
1943. The larval stages of *Creusia*, the barnacle inhabiting reef corals. Annot. Zool. Japon. 22(1):15-22.
1949a. Studies on the cirripedian fauna of Japan. VI. Cirripeds from Kyusyu and Ryukyu Islands. Publ. Seto Mar. Biol. Lab. 1(2):19-37.
1949b. Further notes on cirripeds from the Ogasawara Islands. Pacific Sci. 3(1):93-99.
1950. Cirripeds commonly taken by dredging near Tanabe Bay (Record of collections dredged from off Minabe, Prov. Kii, IV). Nanki Seibutu 2(2):60-65.
1953. On two interesting species of epizoic barnacle *Acasta* from Japan. Mem. Coll. Sci., Univ. Kyoto, Ser. B., 20(3):139-144.
1954. Invertebrate fauna of the intertidal zone of the Tokara Islands. IX. Cirripedia. Publ. Seto Mar. Biol. Lab. IV(1):17-26.
1955a. Studies on the Cirripedia of Japan. II. Geographical distribution. Bull. Biogeogr. Soc. Japan 16-19:113-123.
1955b. Studies on the Cirripedia of Japan. III. Ecological evidences. Bull. Biogeogr. Soc. Japan 16-19:124-134.
1956a. Cirripedia from Aoga-shima, Izu Island. Misc. Rep. Res. Inst. Natl. Resour. Tokyo 38:149-150.
1956b. Cirripedia. In, Coloured illustrations of seashore animals of Japan, pp. 129-133, pls. 64-66. Hoikusha, Osaka.
1958a. Studies on the cirripedian fauna of Japan. VII. Cirripeds from Sagami Bay. Publ. Seto Mar. Biol. Lab. 6(3):281-311.
1958b. A study of the productivity of the Tanabe Bay. VII. Horizontal distribution of intertidal communities on rocky shores around the Tanabe Bay (Preliminary Report). Records Oceanogr. Works Japan, Spec. No. 2:50-56.
1959a. Thoracic cirripeds from the environs of Banyuls. Vie Milieu 10(4):379-399.
1959b. Cirripedia Thoracica from the western Mediterranean. Vie Milieu 10(4):400-404.
1959c. A new gall-forming barnacle imbedded in the bark of a gorgonacean colony (*Acasta gregaria* n. sp.) Publ. Seto Mar. Biol. Lab. 7(3):313-318.
1960. On the world wide dispersal of a Hawaiian barnacle *Balanus amphitrite hawaiiensis* Broch. Pacific Sci. 14(1):43-50.
1962. Studies on the cirripedian fauna of Japan. VIII. Thoracic cirripeds from western Kyusyu. Publ. Seto Mar. Biol. Lab. 10(2):211-239.
1965. A giant Antarctic barnacle *Hexelasma antarcticum* Borradaile (Cirripedia, Thoracica). JARE 1956-1962 Sci. Rep. ser. E., 25:1-15.
1966. Recent immigration of two foreign barnacles into Japanese waters. Proc. Jap. Soc. Syst. Zool. 2: 36-39.
1967. Comments on some new and already known cirripeds with emended taxa, with special reference to the parietal structure. Publ. Seto Mar. Biol. Lab. 15(3):199-237.
1968a. A revision of the deep sea barnacles *Pachylasma* and *Hexelasma* from Japan, with a proposal of new classification of the Chthamalidae (Cirripedia, Thoracica). Publ. Seto Mar. Biol. Lab. 16(1):21-39.
- 1968b. Pelagic, shelf and shallow water Cirripedia from the Indo-West Pacific. Vidensk. Medd. Dansk. Naturh. Foren. 131:161-186.
1969a. Cirripedia of the Iranian Gulf. Vidensk. Medd. Dansk Naturh. Foren. 132:79-94.
1969b. Coloured illustrations of seashore animals of Japan. Cirripedia:49-53. Hoikusha Pub. Osaka.
1970. Studies on the cirripedian fauna of Japan. IX. Distributional survey of thoracic cirripeds in the southeastern part of the Japan Sea. Publ. Seto Mar. Biol. Lab. 17(5):339-372.
- Utinomi, H. and T. Kikuchi
1966. Fauna and flora of the sea around the Amakusa Marine Biological Laboratory. Cirriped Crustacea. Amakusa Mar. Biol. Lab. (6):1-11.
- Van Bree, P. J. H.
1971. The rabbit-eared barnacle, *Conchoderma auritum*, on the teeth of the dolphin *Stenella frontalis*. Z. f. Säugetierkunde 36(5):316-317.
- van Breemen, L.
1934. Zur biologie von *Balanus improvisus* (Darwin). Zool. Anz. 105:247-257.
- Vayssièrè, A.
1905. Description de quelques spécimens géants du *Balanus psittacus* Molina appartenant au Musée d'Histoire Naturelle de Marseille. Ann. Fac. Sci. Marseille 15(5):161-170.
- Verill, A. E.
1901. Additions to the fauna of the Bermudas from the Yale Expedition of 1901, with notes on other species. Trans. Connecticut Acad. Arts Sci. 11(1):
- Visscher, J. P.
1928a. Reaction of the cyprid larvae of barnacles at the time of attachment. Biol. Bull. 54:327-335.
1928b. Nature and extent of fouling of ships' bottoms. Bull. Bur. Fish. 43(2):193-252.
- Visscher, J. P. and R. H. Luce
1928. Reactions of the cyprid larvae of barnacles to light with special reference to spectral colours. Biol. Bull. 54(4):336-350.
- Vivi, O.
1938. Contributo alla conoscenza dell' "Apparato digerente" di *Balanus perforatus* Br. var. *fistulosa* Poli. Boll. Mus. Lab. Zool., Univ. Genova, ser. 2, 18(106):111-117.
- Voss, G. L. and N. A. Voss
1960. An ecological survey of the marine invertebrates of Bimini, Bahamas, with a consideration of their zoogeographical relationships. Bull. Mar. Sci. Gulf Caribbean 10(1):96-116.
- Walker, G.
1970. The histology, histochemistry and ultrastructure of the cement apparatus of three adult sessile barnacles, *Elminius modestus*, *Balanus balanoides* and *Balanus hameri*. Mar. Biol. 7(3):239-248.
1971. A study of the cement apparatus of the cypris larva of the barnacle *Balanus balanoides*. Mar. Biol. 9(3):205-212.
1972. The biochemical composition of the cement of two barnacle species, *Balanus hameri* and *Balanus crenatus*. J. Mar. Biol. Assoc. U. K. 52:429-435.
1973a. The early development of the cement apparatus in the barnacle, *Balanus balanoides* (L.) (Crustacea: Cirripedia). J. Exp. Mar. Biol. Ecol. 12:305-314.
1973b. Frontal horns and associated gland cells of the nauplii of the barnacles, *Balanus hameri*, *Balanus balanoides* and *Elminium modestus* (Crustacea: Cirripedia). J. Mar. Biol. Assoc. U. K. 53:455-463.
- Walley, L. J.
1964. Histolysis and phagocytosis in the metamorphosis of *Balanus balanoides*. Nature 201(4916):314-315.

1965. The development and function of the oviducal gland in *Balanus balanoides*. J. Mar. Biol. Assoc. U. K. 45:115-128.
1967. The cirral glands: a new type of epidermal gland in cirripedes. Crustaceana 12(2):151-158.
1969. Studies on the larval structure and metamorphosis of *Balanus balanoides* (L.). Phil. Trans. R. Soc. Lond. Sect. B, 256(807):237-280.
- Walley, L. J., F. White and K. M. Brander.
1971. Sperm activation and fertilization in *Balanus balanoides*. J. Mar. Biol. Assoc. U. K. 51:489-494.
- Weaver, C. E.
1949. Geology of the coast ranges immediately north of the San Francisco Bay region, California. Geol. Soc. Amer. Mem. 35:1-242.
- Weisbord, Norman E.
1965. Two new localities for the barnacle *Hexelasma antarcticum* Borradaile. J. Paleol. 39(5):1015-1016.
1966. Some late Cenozoic cirripeds from Venezuela and Florida. Bull. Amer. Paleol. 50(225):5-132.
1967. The barnacle *Hexelasma antarcticum* Borradaile — its description, distribution and geologic significance. Crustaceana 13(1):51-60.
1971. A new species of *Coronula* (Cirripedia) from the lower Pliocene of Venezuela. Bull. Amer. Paleol. 60(265):87-96.
1972. *Creusia neogenica*, a new species of coral-inhabiting barnacle from Florida. Tulane Stud. Geol. Paleon. 10(1):59-64.
- Weiss, C. M.
1947a. The comparative tolerances of some fouling organisms to copper and mercury. Biol. Bull. 93(1):56-63.
1947b. The effect of illumination and stage of tide on the attachment of barnacle cyprids. Biol. Bull. 93(3):240-249.
1948. Observations on the abnormal development and growth of barnacles related to surface toxicity. Ecol. 29(1):116-119.
- Wells, H. W. and H. G. Richards
1962. Invertebrate fauna of coquina from the Cape Hatteras region. J. Paleont. 36(3):586-591.
- Wells, H. W., M. J. Wells and I. E. Gray.
1960. On the southern limit of *Balanus balanoides* in the Western Atlantic. Ecology 41(3):578-580.
1964. The calico scallop community in North Carolina. Bull. Mar. Sci. Gulf Caribbean 14(4):561-593.
- Weltner, W.
1887. Die von Dr. Sander 1883-1885 gesammelten Cirripeden (*Acasta scuticosta* sp. n.) Arch. f. Naturg. 53:98-117.
1891. Nachträge zur Fauna von Helgoland. III. Zur Cirripedenfauna von Helgoland. Zool. Jahrb. (Syst.) 14:453-455.
1895. Die Cirripeden von Patagonien, Chile und Juan Fernandez. Arch. f. Naturg. 61(2):288-292.
1897. Verzeichnis der bisher beschriebene recenten Cirripedenarten. Mit Angabe der im berliner Museum vorhandenen Species und ihrer Fundorte. Arch. f. Naturg. Jahrg. 63, 1:227-280.
1898a. Beiträge zur Meeresfauna von Helgoland. IX. Die Cirripeden Helgolands. Wiss. Meeresuntersuch. 2(1):436-447.
1898b. Cirripeden. In, Ergebnisse der Hamburger Magalhaensischen Sammelreise, 1892-1893, Hamburg. 4(6):1-15.
1899a. Cirripeden. In, Ergebnisse einer Reise nach dem Pacific (Schauinsland 1896-1897). Zool. Jahrb. (Syst.) 12(4):441-447.
1899b. Epidermiswucherungen eines Wales, hervorgerufen durch Cirripeden (*Coronula*). Gesell. Naturf. Freunde Berlin 6:102-103.
1900. Die Cirripeden der Arktis. In, Romer und Schaudinn, Fauna Arctica 1(2):289-312.
1910. Cirripeden von Ostafrika. In, Voeltzkow, V.A., Reise in Ostafrika 2:527-528.
1922. Cirripedia der deutschen Tiefsee-Expedition. Wiss. Ergebnisse der deutschen Tiefsee-Exped. auf dem Dampfer Valdivia 1895-1899, 23(2):59-112.
- Werner, W. E.
1967. The distribution and ecology of the barnacle *Balanus trigonus*. Bull. Mar. Sci. 17(1):64-84.
- Wharton, G. W.
1948. The primary attachment of *Balanus eburneus*. J. Elisha Mitchell Sci. Soc. 64(2):180.
- Whitney, J.
1970. Absence of sterol biosynthesis in the blue crab *Callinectes sapidus* Rathbun and in the barnacle *Balanus nubilus* Darwin. J. Exp. Mar. Biol. Ecol. 4(3):229-237.
- Willett, G.
1937. An upper Pleistocene fauna from the Baldwin Hills, Los Angeles County, California. Trans. San Diego Soc. Nat. Hist. 8(30):379-406.
- Williams, A. B. and H. J. Porter
1964. An unusually large turtle barnacle *Chelonibia patula* on a blue crab from Delaware Bay. Chesapeake Sci. 5(3):150-153.
- Williams, G.
1950. Distribution of *Chthamalus stellatus* on the shores of northeast Ireland. Nature 166(4216):311.
- Wisely, B. and R. A. P. Blick
1964. Seasonal abundance of first stage nauplii in 10 species of barnacles at Sydney. Australian. J. Mar. Freshwater Res. 15(2):162-171.
- Withers, T. H.
1913. Some Miocene cirripedes of the genera *Hexelasma* and *Scalpellum* from New Zealand. Proc. Zool. Soc. London 1913:840-854.
1914. A remarkable new cirripede from the Chalk of Surrey and Hertfordshire. Proc. Zool. Soc. London: 945-953.
1923. Revision of some fossil balanomorph barnacles from India and the East Indian Archipelago. Rec. Geol. Surv. India 54(3):281-295.
1924. The fossil cirripedes of New Zealand. New Zealand Dept. Mines, Geol. Sur. Branch, Palaeont. Bull. 10:1-47.
1926. Barnacles of the *Creusia-Pyrgoma* type from the Pleistocene of Barbados. Ann. Mag. Nat. Hist., ser. 9, 17:1-6.
1928a. The cirripede *Chelonibia caretta*, Spengler, in the Miocene of Zanzibar Protectorate. Ann. Mag. Nat. Hist. ser. 10, 2(10):390-392.
1928b. Catalogue of fossil Cirripedia in the Department of Geology. Vol. I, Triassic and Jurassic. Brit. Mus. (Nat. Hist.) 154 pp.
1929a. The phylogeny of the cirripedes *Creusia* and *Pyrgoma*. Ann. Mag. Nat. Hist., ser. 10, 4:559-566.
1929b. The cirripede *Chelonibia* in the Miocene of Gironde, France and Vienna, Austria. Ann. Mag. Nat. Hist., ser. 10, 4:566-569.
1932. Barnacles from Magnetic Island, North Queensland. Mem. Queensland Mus. 10:122-124.
1935. Catalogue of fossil Cirripedia in the Department of Geology of the British Museum. Vol. 2, Cretaceous. London, British Mus. 433 p.
1936. Miocene Cirripedes (*Scalpellum* and *Tessarelasma*, gen. nov.) from India. Ann. Mag. Nat. Hist., ser. 10, 18:589-593.
1953. Catalogue of fossil Cirripedia. Vol. 3, Tertiary. Brit. Mus. (Nat. Hist.) 396 pp.
- Wolff, T.
1960. Rankfodderne *Conchoderma* og *Coronula* på hvaler. Flora Fauna 66(1):1-8.
- Womersley, H. B. S. and S. J. Edmonds
1958. A general account of the intertidal ecology of South Australian coasts. Aust. J. Mar. Freshwater Res. 9(2):217-260.

- Wood, W.
1815. General conchology; or a description of shells arranged according to the Linnean system. London. 246 pp.
- Woodring, W. P., and M. N. Bramlette
1950. Geology and paleontology of the Santa Maria District, California. U.S. Geol. Surv. Prof. Paper 222:1-185.
- Woodward, H.
1901. On *Pyrgoma cretacea*, a Cirripede from the Upper Chalk of Norwich and Margate. Geol. Mag., London (4)VIII:145-152, 528.
- Worley, L. G.
1939. Correlation between salinity, size and abundance of intertidal barnacles. Publ. Puget Sound Mar. Biol. Sta. 7:233-240.
- Yamaguchi, T.
1971. Fossil barnacles from the Pleistocene Miyata Formation. Sci. Rept. Yokosuka City Mus. 18(9):122-130.
1973. On *Megabalanus* (Cirripedia, Thoracica) of Japan. Publ. Seto Mar. Biol. Lab. 21(2):115-140.
- Yasuda, T.
1968. Studies on the fouling organisms in Nyuura Bay, Fukui. III. Observations on the ecology of a cirriped *Balanus amphitrite* Darwin. Jap. J. Ecol. 18(1):27-32.
- Yokoyama, M.
1910. On the occurrence of *Coronula diadema* L. in the Tertiary of Koshiba. J. Geol. Soc. Tokyo 17(200):227-229.
- Zevina, G. B.
1963. Barnacles inhabiting the Black Sea. Acad. Nauk, SSSR, Trudy Inst. Okeanol. 70:72-75.
1968. New and rare species of barnacles (Cirripedia Thoracica) from the Antarctic. Acad. Sci. USSR Biol. Inst. Invest. Fauna Seas, VI (XIV), Res. Biol. Analyses Soviet Antarctic Expedition 1955-1958, 4:85-96.
- Zevina, G. B. and A. N. Goryn
1971. Invasion of *Balanus improvisus* and *B. eburneus* into the Sea of Japan. Acad. Nauk SSSR 50(5):771-773.
- Zevina, G. B. and T. S. Kurshakova
1973. Supplement to the fauna of the Chthamalids (Chthamalidae), Cirripedia of the Southeastern Pacific. In, Collection of articles on complex investigations of the nature of the ocean. Moscow State Univ. Publ. (4):183-189.
- Zevina, G. B. and N. M. Litvinova
1970. Supplement to the fauna of the barnacles (Cirripedia Thoracica) of the Red Sea. In, Kovalefsky, A. O. (ed.), Biology of the Sea, pp. 172-181. Inst. Biol. Southern Seas, Acad. Sci. UKR SSR.
- Zevina, G. B. and N. I. Tarasov
1963. On the barnacles (Cirripedia, Thoracica) from the mainland coast of southeast Asia. Akad. Nauk SSSR, Trudy Inst. Okeanol. 70:76-100.
1964. The barnacle fauna (Cirripedia, Thoracica) from the Arctic Ocean. Trudy Arctic Inst. 259:229-239.
- Zullo, V. A.
1961a. A new whale barnacle from Late Pleistocene deposits at San Quintin Bay, Baja, California. Veliger 4(1):13-14.
1961b. A new subgenus and species of coral-inhabiting barnacle from the Gulf of California. Veliger 4(2):71-75.
1963a. [M.S.] Classification and phylogeny of the Balanomorphs (Cirripedia). Ph.D. thesis, Univ. Calif., Berkeley.
1963b. A preliminary report on systematics and distribution of barnacles (Cirripedia) of the Cape Cod region. Systematics-Ecology Program, Mar. Biol. Lab. Woods Hole, Massachusetts. 33 p.
1963c. A classification and phylogeny of the Chthamalidae (Cirripedia: Thoracica). Proc. XVI Int. Congr. Zool., John A. Moore (ed.), vol. 1:190. 20-27 August, Washington, D.C.
1963d. A review of the subgenus *Armatobalanus* Hoek (Cirripedia: Thoracia) with the description of a new species from the California coast. Ann. Mag. Nat. Hist., ser. 13, 6:587-594.
1964. Re-evaluation of the late Cenozoic cirriped *Tamiosoma* Conrad. Biol. Bull. 127(2):360.
1966a. A new species of *Balanus* (Cirripedia: Thoracica) from the late Eocene Cowlitz Formation of southern Washington, U.S.A. Crustaceana 11(2):198-204.
1966b. Thoracic Cirripedia from the Continental Shelf off South Carolina, U.S.A. Crustaceana 11(3):229-244.
1966c. Zoogeographic affinities of the Balanomorph (Cirripedia: Thoracica) of the eastern Pacific. In, Bowman, R. I. (ed.), The Galapagos, pp. 139-144. Univ. California Press, Berkeley.
1967a. *Pyrgopsella*, new name for *Pyrgopsis* Gruvel, 1907, (Cirripedia, Thoracica) non *Pyrgopsis* de Rochebrune, 1884. Crustaceana 13(1):123.
1967b. On the identity of some specimens assigned by Darwin, 1854 to *Balanus allium* Darwin (Cirripedia, Thoracica). Crustaceana 13(1):126-128.
1967c. A description of *Balanus parkeri* (Cirripedia, Thoracica), a new species from the Gulf of California. Notulae Naturae 406:1-5.
1968a. Catalog of the Cirripedia named by Henry A. Pilsbry. Proc. Acad. Nat. Sci. Philadelphia 120(5):209-235.
1968b. *Balanus hopkinsi*, new species and *B. balanus* (Linnaeus, 1758) (Cirripedia, Thoracica) from Pliocene sediments on Tjornes, northern Iceland. Occas. Pap. California Acad. Sci. 69:1-11.
1968c. Extension of range for *Balanus tintinnabulum californicus* Pilsbry, 1916, (Cirripedia, Thoracica). Occas. Pap. California Acad. Sci., 70:1-3.
1968d. *Tesseropora* Pilsbry (Cirripedia, Thoracica) from the Pliocene of the Gulf of California. Crustaceana 15(3):272-274.
1969a. Thoracic Cirripedia of the San Diego Formation, San Diego County, California. Contrib. Sci. Los Angeles Cty. Mus. 159:1-25.
1969b. A late Pleistocene marine invertebrate fauna from Bandon, Oregon. Proc. California Acad. Sci., ser. 4, 36(1):347-361.
1969c. A new subspecies of *Balanus tintinnabulum* (Linnaeus, 1758) (Cirripedia, Thoracica) from Clipperton Island, eastern Pacific. Proc. California Acad. Sci., ser. 4, 36(16):501-510.
1969d. Additional records of *Tetrabalanus polygenus* Cornwall, 1941 (Cirripedia, Thoracica). Occas. Pap. California Acad. Sci. 74:1-8.
- Zullo, V. and D. B. Beach
1973. New species of *Membranobalanus* Hoek and *Hexacreusia* Zullo (Cirripedia, Balanidae) from the Galapagos Archipelago. Contrib. Sci. Los Angeles Co. Nat. Hist. Mus. 249:1-16.
- Zullo, V. A. and J. S. Bleakney
1966. The cirriped *Stomatolepas elegans* (Costa) on leatherback turtles from Nova Scotian waters. Can. Field Nat. 80(3):162-165.
- Zullo, V. A. and W. A. Newman
1964. Thoracic Cirripedia from a southeast Pacific guyot. Pacific Sci. 18(4):355-372.
- Zullo, V. A., D. B. Beach, and J. T. Carlton
1972. New barnacle records (Cirripedia, Thoracica). Proc. California Acad. Sci., ser. 4, 39(6):65-74.

BIBLIOGRAPHIC SUPPLEMENT*

- Achituv, Y. and A. Borut
1975. Temperature and water relations in *Tetraclita squamosa rufotincta* Pilsbry (Cirripedia) from the Gulf of Elat (Red Sea). Proc. 9th Europ. Mar. Biol. Symp.:95-108.
- Atobe, S. and Y. Saito
1974. Phytosociological study of the intertidal marine algae III. Effect of wave action on algal zonation. Bull. Fac. Fish. Hokkaido Univ. 24(4):133-138. (*Chthamalus challengeri*)
- Bagirov, R. M., G. M. Pyatakova, A. D. Aliev and V. M. Gasanov.
1975. Zoobenthos of the Bolshoi Kyzylgachian and Kislyarian Bays of the Caspian Sea. Hidrobiol. Zh. 11(1):28-32. (*Balanus improvisus*)
- Barnes, H. and J. Blackstock
1975a. Studies in the biochemistry of cirripede eggs IV. The free amino acid pool in the eggs of *Balanus balanoides* (L.) and *B. balanus* (L.) during development. J. Exp. Mar. Biol. Ecol. 19(1):59-80.
1975b. Seasonal changes in the activity of certain enzymes in crude tissue extracts of two common cirripedes, *Balanus balanoides* (L.) and *B. balanus* (L.). J. Exp. Mar. Biol. Ecol. 19(1):81.
- Bittar, E. E., H. Hift, H. Huddart and E. Tong.
1974. The effects of caffeine on sodium transport, membrane potential, mechanical tension and ultrastructure in barnacle muscle fibres. J. Physiol. (Lond.) 242(1):1-34. (*Balanus nubilus*, *B. aquila*)
- Blaber, S. J. M., B. J. Hill and A. T. Forbes
1974. Infratidal zonation in a deep South African estuary. Mar. Biol. 28(4):333-337. (*Balanus amphitrite* Darwin)
- Borovikov, Y. S., M. Rozanov, I. Y. Barskii, M. S. Shudel and N. A. Chernogryadskaya
1972. Study into the polarized ultraviolet fluorescence of giant muscle fibers of *Balanus rostratus*. Tsitologiya 14(8):953.
- Boulton, G. S. and M. Rhodes
1974. Isostatic uplift and glacial history in northern Spitsbergen. Geol. Mag. 111(6):481-500. (*Balanus balanus*)
- Bourget, E.
1974. Environmental and structural control of trace elements in barnacle shells. Mar. Biol. 28:27-36. (*Balanus balanoides*, *B. crenatus*, *B. hameri*, *Chthamalus stellatus*, *Elminius modestus*)
- Bourget, E. and D. J. Crisp
1975. An analysis of the growth bands and ridges of barnacle shell plates. J. Mar. Biol. Assoc. U. K. 55(2):439-461. (*Balanus balanoides*, *B. hameri*, *B. improvisus*, *Acasta spongites*, *Bathylasma corolliforme*, *Elminius modestus*)
- Bourget, E. and G. LaCroix
1972. Colonisation et inhibition de la colonisation des cirripedes dans l'estuaire du Saint-Laurent. Nat. Can. (Que.) 99(4):279. (*Balanus balanoides*, *B. crenatus*)
1973. Aspects saisonniers de la fixation de l'épifaune benthique de l'étage infralittoral de l'estuaire du Saint-Laurent. J. Fish. Res. Board Can. 30(7):867-880. (*Balanus balanoides*, *B. crenatus*)
- Boyd, R. J.
1973. The relation of the plankton to the physical and biological features of Strangford Lough, Co. Down. Proc. R. Irish Acad., Sect. B, 73(20):317-353. (*Balanus balanoides*)
- Brown, H. M. and M. C. Cornwall
1975. Ionic mechanisms of a quasi-stable depolarization in barnacle photo-receptor following red light. J. Physiol. (Lond.) 248(3):579-594. (*Balanus eburneus*)
- Caille, J. P. and J. A. M. Hinke
1974. The volume available to diffusion in the muscle fiber. Can. J. Physiol. Pharmacol. 52(4):814-828. (*Balanus nubilus*)
- Chan, G. L.
1973. Subtidal mussel beds in Baja California with a new record size for *Mytilus californianus*. Veliger 16(2):239-240. (*Balanus tintinnabulum*)
- Chen, S. S.
1975. Effects of local anesthetics and hemicholinium-3 on ⁴⁵Ca efflux in barnacle muscle fibers. Can. J. Physiol. Pharmacol. 53(2):285-292. (*Balanus aquila*, *B. nubilus*)
- Chernogryadskaya, N. A., I. Barskii, M. S. Shudel, Y. M. Rozanov and Y. S. Borovikov
1973. Use of polarized UV fluorescence microscopy to study giant muscle fibres in *Balanus rostratus* Hoek. Dokl. Biol. Sci. 207(1-6):625-628.
- Cheung, P. J.
1974. The effect of ecdysterone on cyprids of *Balanus eburneus* Gould. J. Exp. Mar. Biol. Ecol. 15(2):223-229.
- Cheung, P. & R. Nigrelli
1972. Histochemical analysis of the fluid and solid state of the adhesive materials produced by the pre- and postmetamorphosed cyprids of *Balanus eburneus* Gould. Zoologica 57(2):79-95.
- Chimenz Gusso, C. and E. Taramelli
1973. The biocenoses incrusting Eternit panels immersed at different depths in the port of Civitavecchia. Boll. Pesca. Piscic. Idrobiol. 28(1):77-100. (*Balanus amphitrite*, *B. perforatus*, *B. eburneus*)
- Corner, E. D. S. R. N. Head, C. C. Kilvington and S. M. Marshall
1974. On the nutrition and metabolism of zooplankton. IX. Studies relating to the nutrition of overwintering *Calanus*. J. Mar. Biol. Assoc. U. K. 54(2):319-331
- Crisp, D. J. and C. A. Richardson.
1975. Tidally-produced internal bands in the shell of *Elminius modestus*. Mar. Biol. 33(2):155-160. (*Elminius modestus*, *Balanus balanoides*)
- Daniel, A.
1972. Marine intertidal barnacles in the Indian Ocean. Proc. Indian Natl. Sci. Acad., Part B, Biol. Sci. 38(3/4):179-189. (*Balanus amphitrite cirratus*, *B. a. communis*, *B. a. hawaiiensis*, *B. a. niveus*, *B. a. variegatus*, *B. amaryllis eumaryllis*, *B. ajax*, *B. longirostrum krusadaiensis*, *B. madrasensis*, *B. patellaris*, *B. roonwali*, *B. sinnurensis*, *B. tintinnabulum tintinnabulum*, *B. t. occator*, *B. t. validus*, *B. t. volcano*, *Chthamalus challengeri*, *C. dentatus*, *C. hembeli*, *C. malayensis*, *C. moro*, *C. stellatus*, *C. withersi*, *Creusia spinulosus euspinnulosa*, *Octomeris angulosa*, *O. intermediia*, *Pyrgoma conjugatum*, *P. goniopora*, *P. grande*, *P. projectum*, *Tetrachthamalus obliitteratus*, *Tetraclita alba*, *T. coeruleascens*, *T. purpurascens*, *T. rosea*, *T. squamosa communis*, *T. s. patellaris*, *T. s. rufotincta*, *T. s. serrata*, *T. s. viridis*, *T. vitiata*, *T. wireni africana*)

*These references were encountered after the Catalog of Species was in page proof. The species cited in these papers are indicated either in the title of the paper, or listed in parenthesis following the reference, and access to them is via the Index.

- Davis, C. W. and J. D. Costlow
1974. Evidence for a molt inhibiting hormone in the barnacle *Balanus improvisus* (Crustacea, Cirripedia). *J. Comp. Physiol. B Metab. Transp. Funct.* 93(2):85-92.
- Devillez, E. J.
1975. Observations on the proteolytic enzymes in the digestive fluid of the barnacle *Balanus nubilus*. *Comp. Biochem. Physiol., A Comp. Physiol.* 51(2): 471-474.
- Dresdner, G. W., F. Ojeda and H. Hess-Ojeda
1974. Microscopical structure of muscles from the operculum of the barnacle *Balanus psittacus* Molina. *Zool. Anz.* 192(1/2):15-21.
- Fyhn, U. E. H.
1976. Holeyryhalinity and its mechanisms in a cirriped crustacean, *Balanus improvisus*. *Comp. Biochem. Physiol.* 53A:19-30.
- Fyhn, U. E. H. and J. D. Costlow
1975. Tissue culture of cirripeds. *Biol. Bull.* 149(2):316-330. (*Balanus amphitrite*, *B. eburneus*, *B. improvisus*)
- Ganapati, P. N. and D. R. K. Sastry
1974. Record of *Athanas indicus* (Coutiere) (Decapoda: Alpheidae) associated with *Stomopneustes varioralis* (Lamarck) (Echinodermata: Echinoidea) from Visakhapatnam Coast. *Proc. Indian Nat. Sci. Acad., Part B., Biol. Sci.* 38(5/6):367-372. (*Balanus amphitrite amphitrite*, *B. trigonus*)
- Gardner, D. and J. P. Riley
1972. Seasonal variations in the component fatty acid distributions of the lipids of *Balanus balanoides*. *J. Mar. Biol. Assoc. U. K.* 52(4):839-845.
- Gorin, A. M. and A. M. Murakhveri
1973. Seasonal dynamics of settling and growth of *Balanus* and *Mytilus* in the Peter the Great Bay. *Ekologiya* 4(2):86-89. (*Balanus crenatus*)
- Granier, J.
1973. Le genre *Balanus* sur les côtes de Camargue et du Gard. *Soc. Linn. Lyon Bull. Mens.* 42(8):203-212. (*Balanus amphitrite*, *B. crenatus*, *B. eburneus*, *B. perforatus*, *B. trigonus*, *Megabalanus tintinnabulum*)
- Henry, D. P. and P. A. McLaughlin
1975. The barnacles of the *Balanus amphitrite* complex (Cirripedia, Thoracica). *Zool. Verhandl.* 141:1-254. (*Balanus alatus*, *B. amphitrite albicostatus*, *B. a. aeratus*, *B. a. amphitrite*, *B. abeli*, *B. a. cirratus*, *B. a. cochinchensis*, *B. a. columnaris*, *B. a. communis*, *B. a. denticulata*, *B. a. fluminensis*, *B. a. formosanus*, *B. a. franciscanus*, *B. a. hawaiiensis*, *B. a. herzi*, *B. a. inexpectatus*, *B. a. insignis*, *B. a. kondakovi*, *B. a. krugeri*, *B. a. malayensis*, *B. a. modestus*, *B. a. niveus*, *B. a. obscurus*, *B. a. pallidus*, *B. a. peruvianus*, *B. a. poecilosculpta*, *B. a. poecilotheca*, *B. a. rafflesi*, *B. a. stutsburi*, *B. a. tessellatus*, *B. a. variegatus*, *B. a. venustus*, *B. a. vladivostokensis*, *B. a. saltonensis*, *B. carenatus*, *B. citerosum*, *B. concavus indicus*, *B. c. mexicanus*, *B. c. pacificus*, *B. c. p. brevicealcar*, *B. aquila regalis*, *B. c. sinensis*, *B. democraticus*, *B. dentivarians*, *B. dybowskii*, *B. eburneus*, *B. improvisus*, *B. i. assimilis*, *B. i. gryphicus*, *B. minutus*, *B. mirabilis*, *B. pacificus*, *B. pacificus brevicealcar*, *B. pallidus*, *B. pallidus krugeri*, *B. patellaris*, *B. patelliformis*, *B. aquila*, *B. reticulatus*, *B. subalbidus*, *B. suturaltus*, *B. tintinnabulum maroccana*, *B. uliginosus*, *B. variegatus*, *B. v. cirratus*, *B. v. tessellatus*, *B. venustus*, *B. v. modestus*, *B. v. niveus*, *B. v. obscurus*, *B. violaceus*, *B. armatus*)
- Hillaire-Marcel, C., G. Prichonnet and B. De Boutray
1974. Marine Pleistocene facies from the hills at Oka, Quebec. *Nat. Can. (Que.)* 101(5):781-802. (*Balanus hameri*, *B. crenatus*)
- Hochstein, S., B. Minke and P. Hillman
1973. Antagonistic components of the late receptor potential in the barnacle photoreceptor arising from different stages of the pigment process. *J. Gen. Physiol.* 62(1):105-128. (*B. amphitrite*, *B. eburneus*)
- Holland, D. L. and P. J. Hannant
1973. Addendum to a micro-analytical scheme of the biochemical analysis of marine invertebrate larvae. *J. Mar. Biol. Assoc. U. K.* 53(4):833-838. (*Balanus balanoides*, *B. hameri*, *Elminius modestus*)
- Houk, J. L. and J. M. Duffy
1972. Two new sea-urchin-acorn barnacle associations. *Calif. Fish and Game* 58(4):321-323. (*Balanus concavus pacificus*, *B. nubilus*)
- Hoyle, G., P. A. McNeill and A. I. Selverston
1973. Ultrastructure of barnacle giant muscle fibers. *J. Cell Biol.* 56(1):74-91. (*Balanus nubilus*)
- Hughes, G. R.
1974. The sea turtles of South-east Africa, II. *Oceanogr. Res. Inst. (South Africa), Inves. Rept.* 36:1-96. (*Balanus* sp. [= *trigonus*])
- Hurley, A. C.
1975. The establishment of populations of *Balanus pacificus* Pilsbry (Cirripedia) and their elimination by predatory Turbellaria. *J. Anim. Ecol.* 44(2):521-532.
- Ireland, M. P.
1974. Variation in the zinc, copper, manganese and lead content of *Balanus balanoides* in Cardigan Bay, Wales. *Environ. Pollut.* 7(1):65-75.
- Jocque, R. and D. Van Damme
1972. Introduction to the ecological study of intertidal clay and peat banks at Raversijde Belgium. *Biologisch Jaarboek, Belgium* 39:157-190. (*Balanus balanoides*, *B. crenatus*, *Elminius modestus*)
- Kasymov, A. G., R. M. Bagirov and G. M. Filippov
1974. Benthos of the southeastern Caspian Sea coast. *Zool. Zh.* 53(3):454-456. (*Balanus improvisus*)
- Kidson, C. and R. Wood
1974. The Pleistocene stratigraphy of Barnstable Bay. *Proc. Geol. Assoc.* 85:223-237. (*Balanus balanoides*)
- Krischer, C. C.
1971. The photo-electric efficiency of the median and the lateral photo receptor of the barnacle *Balanus (Balanus) eburneus*. *Z. Naturforsch., Teil B*, 26(12): 1326-1335.
- Kuznetsova, I. A.
1973. Assimilation of some food kinds of cirriped crustaceans. *Gidrobiol. Zh.* 9(4):42-50. (*Balanus balanoides*, *B. eburneus*, *B. improvisus*)
- LaCombe, D.
1973. Criação de Balanideos em laboratorio. *Trab. V Congr. Latinoam. Zool. Montevideo*, 1:168-174. (*Balanus amphitrite albicostatus*, *B. a. denticulata*, *B. a. hawaiiensis*, *B. tintinnabulum tintinnabulum*, *Chelonibia patula*, *Chthamalus stellatus*)
- Larman, V. N. and P. A. Gabbott
1975. Settlement of cyprid larvae of *Balanus balanoides* and *Elminius modestus* induced by extracts of adult barnacles and other marine animals. *J. Mar. Biol. Assoc. U. K.* 55:183-190.
- Long, E. R.
1974. Marine fouling studies off Oahu, Hawaii, USA. *Veliger* 17(1):23-36. (*Balanus amphitrite*, *B. crenatus*, *B. eburneus*, *B. tintinnabulum*, *B. trigonus*)
- Magre, E. J.
1974a. Population density of *Balanus balanoides* in relation to tide pool water level. (Cirripedia Thoracica). *Crustaceana* 26(2):139-142.
1974b. *Ulva lactuca* L. negatively affects *Balanus balanoides* (L.) (Cirripedia Thoracica) in tidepools. *Crustaceana* 27(3):231-234.
- Maurer, D. and L. Watling
1973. Studies on the oyster community in Delaware: the effects of the estuarine environment on the associ-

- ated fauna. Int. Rev. Gesamten Hydrobiol. 58(2): 161-201. (*Balanus eburneus*, *B. improvisus*)
- Meith-Avcin, N.
1974. DDT and the rugophilic response of settling barnacles *Balanus improvisus*. J. Fish. Res. Board Can. 31(12):1960-1963.
- Mohammad, M.-B. M.
1975. Competitive relationship between *Balanus amphitrite amphitrite* and *Pomatoleios krausii* with special reference to their larval settlement. Hydrobiologia 46(1):1-16.
- Moore, H. B., H. B. Albertson and S. M. Miller
1974. Long-term changes in the settlement of barnacles in the Miami area. Bull. Mar. Sci. 24(1):86-100. (*Balanus amphitrite amphitrite*, *B. eburneus*, *B. improvisus*, *B. reticulatus*, *B. trigonus*)
- Nielsen, R.
1972. A study of the shell-boring marine algae around the Danish Island Laeso. Botanisk Tidsskrift 67(3):245-269. (*Balanus balanoides*)
- Paine, R. T.
1974. Intertidal community structure: experimental studies on the relationship between a dominant competitor and its principal predator. Oecologia (Berl.) 15(2):93-120. (*Balanus cariosus*, *B. glandula*, *Chthamalus fissus*)
- Partaly, E. M.
1974. Seasonal changes of epibiotic communities on *Balanus improvisus* on overgrowth biocenosis. Zh. Obshechi Biol. 35(3):454-459.
- Pillai, N. K. and Balakrishnan Nair.
1974. Observations on the incidence and seasonal fluctuations of certain crustacean larvae in the plankton of the southwest coast of India. Hydrobiologia 43(3/4):443-461. (*Balanus amphitrite communis*)
- Pollock, L. W.
1975. Observations on marine Heterotardigrada, including a new genus from the western Atlantic Ocean. Cah. Biol. Mar. 16(1):121-132. (*Balanus balanoides*)
- Pratt, D. M.
1974. Attraction to prey and stimulus to attack in the predatory gastropod *Urosalpinx cinerea*. Mar. Biol. 27(1):37-45. (*Balanus balanoides*, *B. eburneus*)
- Rao, D. G. V. and P. N. Ganapati
1972. Respiration in relation to salinity variation in intertidal barnacles. Proc. Indian Nat. Acad., Part B, Biol. Sci. 38(5/6):425-429. (*Balanus amphitrite amphitrite*, *B. tintinnabulum tintinnabulum*)
- Rogers, F. L.
1948. Description of a new species of barnacle from Panama. Bull. Southern California Acad. Sci. 47(3): 95-99. (*Balanus panamensis*; a senior synonym of *Balanus eyerdami* Henry, according to D. P. Henry, pers. comm.)
- Roth, V. D. and W. L. Brown.
1975. A new genus of Mexican intertidal zone spider (Desidae) with biological and behavioral notes. Am. Mus. Novit. 2568:1-7. (*Tetraclita squamosa*)
- Sergy, G. A. and J. W. Evans
1975. The settlement and distribution of marine organisms fouling a seawater pipe system. Veliger 18(1):87-92. (*Balanus balanoides*)
- Shikami, T.
1973. Molluscan assemblages of the basal part of the Zushi Formation in the Miura Peninsula. Sci. Rep. Tohoku Univ., Sec. Ser. (Geol.), Spec. 6:179-204. (*Balanus* aff. *amphicostatus* [= *albicostatus*])
- Southward, A. J.
MS. A reconsideration of the taxonomic status and distribution of *Chthamalus stellatus* (Cirripedia) in the N. E. Atlantic region.
- Stickle, W. B.
1973. The reproductive physiology of the intertidal prosobranch *Thais lamellosa* (Gmelin). 1. Seasonal changes in the rate of oxygen consumption and body component indexes. Biol. Bull. 144(3):511-524. (*Balanus cariosus*, *B. glandula*)
- Thomas, M. L. H., D. R. Grant and M. de Grace
1973. A new late Pleistocene marine shell deposit at Shippegan New Brunswick. Can. J. Earth Sci. 10(8):1329-1332. (*Balanus crenatus*, *B. hameri*, *B. improvisus*)
- Wagh, A. B. and D. V. Bal.
1974. Observations on systematics of sessile barnacles from the west coast of India: I. J. Bombay Nat. Hist. Soc. 71(1):109-123. (*Balanus amaryllis euamaryllis*, *B. amphitrite communis*, *B. a. hawaiiensis*, *B. a. stuttsburi*, *B. a. venustus*, *B. tintinnabulum tintinnabulum*, *Chelonibia patula*, *C. testudinaria*, *Chthamalus malayensis*, *C. withersi*, *Tetraclita (Tetraclitella) purpurascens*)
- Walker, G., P. S. Rainbow, P. Foster and D. J. Crisp
1975. Barnacles: possible indicators of zinc pollution? Mar. Biol. 30(1):57-66.
- Walker, G., P. S. Rainbow, P. Foster and D. L. Holland
1975. Zinc phosphate granules in tissue surrounding the midgut of the barnacle *Balanus balanoides*. Mar. Biol. 33(2):161-166.

SYSTEMATIC INDEX

(Only italicized page numbers lead directly to valid species in the Catalog)

- Aaptolasma*..... 46,20-22,31,33
abeli (see *violaceus*)..... 70, 101
Abundantus..... 62
Acasta..... 53-54,49,23,28,34
Actinobalanus..... 49,23,24
actinomorphus..... 49
aculeata..... 53
ajax, -us, *Conopea*..... 54
acuta, -um, *Cantellius*..... 56
acutus, *Balanus*..... 62
aeneas..... 51
aeratus..... 62,101
aethiops..... 66
aestuarii..... 40,41,31
africana..... 47, 100
ajax..... 67,100
alaskensis..... 61
alatus..... 65,101
alba, *Acasta*..... 53
alba, *Tetrachlita*..... 47,100
albus, *Chirona*..... 50
albicostatus..... 62,101,102
 formosanus..... 62
alcyonicola..... 53
algiticola..... 67
 costatus..... 67
 japonica..... 67
 novarae..... 67
 typica..... 67
allium..... 49
 truncatus..... 49
alloplax..... 61
altissimus..... 61
altavellensis..... 67
amakusana..... 53
americanum..... 46,31
amaryllis..... 50
 euamaryllis..... 50,100,102
 dissimilis..... 50
 laevis..... 50
 nivea..... 50
amphitrite..... 62,64,70,33,34,
 100,101,102
 abundantus..... 62
 acutus..... 62
 aeratus..... 62,101
 albicostatus..... 62,101,102
 archi-inexpectatus..... 62
 cirratus..... 64,65,100,101
 cochinensis..... 62,101
 columnarius..... 62,101
 communis..... 62,64,100,101,102
 fluminensis..... 62,101
 helenae..... 62
 hungaricus..... 62
 inexpectatus..... 62-63,34,101
 insignis..... 63,64,101
 karakumiensis..... 63
 kondakovi..... 63,101
 krugeri..... 64,101
 litoralis..... 63
 malayensis..... 64,101
 merklini..... 63
 obscurus..... 65,101
 peruvianus..... 63,101
 peocilosculpta..... 63,64,101
 rafflesi..... 63,101
 stutsburii..... 64,101,102
 tesselatus..... 64,101
 tongaensis..... 63
 variegatus..... 64,100,101
 venustus..... 65,101,102
 vladivostokensis..... 63,65,101
amphitrite, group of *Balanus*..... 62-
 65,69,13,23,24,34
anchoris..... 54
Andromacheia..... 59
anglicum, -a..... 59,58
angulosa..... 40,100
angusticalcar..... 53
angustiradiata..... 58
angustiterga, *Creusia*..... 58
angustitergum, *Chthamalus*..... 41
angustus..... 67
anisopoma..... 41
annandalei..... 58
antarcticum..... 46
antennatus..... 41,42,19
antillensis..... 67
antipathidis..... 53
antiqua, -um, *Coronula*..... 45
antiquus, *Chthamalus*..... 41,50
aotea..... 44,45
aperta, *Acasta*..... 53
apertus, *Balanus*..... 61,65
apertus, *Balanus rostratus*..... 61
appelloefi..... 40
aquila..... 61,100,101
arafurae..... 46
Archaeobalanidae, -inae..... 49-56,
 11,23,24,38
Archaeobalanus..... 49,22-24
 archi-inexpectatus..... 62
 arcuatus, *Balanus*..... 49
 arcuatum, *Cantellius*..... 57,34
 arenarius..... 69
 artica..... 59
 armata, *Acasta*..... 53
Armatobalanus..... 49,50,23,24,
 28,30,31
A. (Armatobalanus)..... 49,50,23,34
A. (Hexacreusia)..... 50,23
 armatus, *Balanus*..... 64,65,66,101
 assimilis..... 64,101
 astacophilus..... 50
 aucklandicum..... 45-46
 aurantiacum..... 40
 auricoma..... 50
Austrobalaninae..... 46,11,21,38
Austrobalanus..... 46,49,21,31
 azoricus..... 67
 balaena..... 45
 balaenaris..... 45
Balanidae..... 59-69,11-16,23,39
Balanoidea..... 49-69,9,12,15,
 22-24,38,30,31
balanoides..... 55-56,22,25,28,
 100,101,102
 calcaratus..... 56
Balanoideomorpoidea..... 43,2,20-22,
 36,30,31
Balanomorpha..... 9-24,36,26,27,
 28,29,31
Balanus..... 59-69,14,23,28,30,
 31,33,34
 balanus..... 59-60,100
 pugetensis..... 59,60
 balanus, group of *Balanus*..... 59-60,
 23
 barbadensis..... 58
 barbara..... 45
 basicupula..... 53
 (*Bathybalanus*)..... 52,23
 Bathybalanus..... 52,22,23
 Bathylasma..... 45,46,15,20-22,31,33
 Bathylasmatidae, -inae..... 45,46,11
 13,21,37
 belyaevi..... 41
 bifida..... 45
 bimae..... 50
 bimanicus..... 50
 biscayensis..... 45
 bisexlobata..... 44
 bisinuatus..... 43
 bisulcatus..... 49
 plicatus..... 49
 bloxhamensis..... 61
 borsodensis..... 69
 Boscia..... 59,23,28
 Boscinae..... 59,11,23,24,39
 brachialis..... 52
 Brachylepadomorpha..... 11,12,15,16
 brevicalcar..... 66,101
 breviscutum..... 46,33
 brevitergm..... 57
 brintoni..... 46
 brunnea, *Chamaesipho*..... 43
 brunnea, *Octomeris*..... 40
 caboblanquensis..... 63
 calabrus..... 65
 calcaratus..... 56
 calcareaobasis..... 41
 calceolus, -a..... 54
 calidus..... 65
 nonstriatus..... 65
 californica, *Diadema*..... 45
 californicus, *Megabalanus*..... 67,30
 callistoderma..... 46
 calvertensis..... 49
 campbelli..... 67
 cancellorum..... 53
 cancellata..... 58
 candidum, *Coronula*..... 45
 candidus, *Balanus*..... 64
 Cantellius..... 56-57,23,34
 capellini..... 43
 capensis..... 67
 carenatus..... 62,101
 caretta..... 43
 caribensis..... 63
 cariosus..... 56,30,102
 Catomeris..... 40,14,17,18,31
 Catophragmidae..... 40,11,19,36
 Catophragmus..... 40,14,17,18,29
 caudatus, -a..... 41
 cepa..... 49
 Ceratoconcha..... 58-59,23,24,28
 Ceratoconchinae..... 58,11,23,24,39
 Cetolepas..... 45,21
 Cetopirus..... 45,21
 challengeri..... 41,42,100
 krakatauensis..... 41
 nipponensis..... 41

- Chamaeosipho* 43,17,18
Chelonibia 43,20-22,29,33
Chelonibiinae 43,44,11,21,37
cheltrypetes 43
chesapeakeensis 61
chilensis 68
chinense, Pachylasma 40
chinensis, Tetracitella 46
Chionelasmus 40,4,17,18,
 19,31,32
Chirona 50
C. (Chirona) 50,23
C. (Striatobalanus) 50,23
chisletianus 69
chordatus 67
Chthamalidae, -inae, -oidea 40,41-
 43,11-16,17-20,36,29,30,31
Chthamalus 40,13,17,18,31,32
ciliatus 50
circe 49
cirratus, Chthamalus 41,40
cirratus, Balanus 64-65,63,100,101
citerosum 63,65,101
cladangiae 59
clavatus 60
clippertonensis 67
coccopoma 67
cochinensis 62,101
coerulescens 47,100
columna 43
columnaris 62,101
communis, Balanus amphitrite 62,
 100,101,102
communis, Chthamalus stellatus 42
communis, Megabalanus 68
communis, Tetracitella 48,100
complanatus, -a 45
compressus 51
concauus 61,66,68,70
allopax 61
chesapeakeensis 61
coosensis 61
dallonii 61
eseptatus 61
finchii 61
glyptopoma 61
indicus 61,101
mexicanus 61,101
oligoseptatus 61
pacificus 66,68,101
proteus 61
raphanoides 61
rarisepatus 61
rubescens 61
scrutorum 61
sinensis 61,101
concauus, group of Balanus 61-
 62,23,28,31
concinus 67
confinis 48
conica 53,34
conicocystata 58
conjugatum 58,100
connelli 60
Conopea 54-55,23,28,30
coosensis 61
coquimbensis 65
coriobasis 53
cornutus, Chthamalus 43
cornutus, -a, Conopea 55
cornwalli 51
corolliforme, -is 46,31,33,100
Coronula 44,45,11,21
Coronulidae, -inae 43-45,11,20,
 21,24,37
corrugatus 49
costata, -um, Ceratoconcha 58,59
costata, Tetracitella 46
digita 46
costatus, Megabalanus 67
cranchii 67
crassa, Acasta 53
crassa, Octomeris 40
crenatibasis 43
crenatiformis 57
crenatum, Savignium 57
crenatus, Balanus 60,59,69,30,
 100,101,102
curviscutum 60
delicatus 60
cretaceum 40
Creusia 57-58,56,59,13,23
creusoides 58
crinoidophilum 40
crispatus 67
cristallinus 52
Cryptolepas 45,21
ctenodentia 53
cuneiformis 52
curvirostratus, Balanus 65
curviscutum 60
cuspidatus 53
cyathus 53
cybosyrinx 44
cylindricus 67
Cylindrolepas 44, 21
cymbiformis 55
dalli, Balanus 61
dalli, Chthamalus 42
dalloni 61
darwini, Balanus (B.) 65
calabrus 65
darwini, Cetopirus 45
darwini, Chionelasmus 40, 4, 31, 32
darwini, Coronula 45
darwini, Tetracitella 47
darwiniana, Ceratoconcha 58
darwiniana, Cylindrolepas 44
darwinianum, Pachylasma 40
decima 57
declivis 53
decorata 44
decorus 67-68
delicatus 60
democraticus (see eburneus) 101
dentata, Chelonibia 44
dentatum, Savignium 57
dentatus, Chthamalus 42, 100
denticulata, Acasta 53
denticulata, Balanus 62, 101
dentifer 55
dentivarians 63, 101
depressa, Chelonibia 43
depressa, Tetracitella 47
depressa, Tetracitella 47, 48
depressus, -a, Euraphia 41, 40
devonica, Paleocreusia 58
Diadema 45
diadema 45
digita 46
diploconus, -a 58
dissimilis 50
divisa 47, 31
dolfleini 53
dollfusi, Balanus 66
dollfusii, Megabalanus 68
dolosus 49
domingensis 58
dorbignii 68
dormitor 45
dumortieri 47
duploconus 58
durhami 50
duvergieri 49
dybowskii 64, 101
eburneus 63, 100, 101, 102
ecaudatum 40
echinata 53
echinicola 69
echinoplacis 51
ecuadoricus 69
elegans, Stomatolepas 44
elegans, Tetracitella 48
elizabethae 51
Elminius 52, 46, 16, 23
elongatum 57, 55
Emersonius, -inae 44, 11, 13, 21, 37
emkweniensis 51
engbergi 51
Eobalanus 60
Eoceratoconcha 55, 23, 28
Eoverruca 11
Epopella 46, 21, 22, 33
eseptatus 61
estrellanus, Balanus 61
etruscus 69
euamaryllis 50, 100, 102
Eubalanus 69
Euraphia, -inae 40-41, 11, 17-20,
 36, 27, 31, 32
euspinulosa, -um 57, 100
evermanni 50
eyerdami 61,102
fallax 51
fenestrata 53
ficarazzensis 45
filigranus 49
finchii 61
fischeri 53
fissus 42, 102
fistulosus 67
flexuosa 53
floridana, Ceratoconcha 58
floridana, Tetracitella 48
flosculus 52
sordidus 52
flosculoidus 69
flos 61
fluminensis 62, 101
folliculus 55
foraminifera 53
formae 53
formosana, Tetracitella 48
formosanus, Balanus 62, 101
fossata 53
fossilis, Balanus improvisus 64
fossilis, Balanus laevis 65
fosteri 46
fragilis, Chthamalus 42, 31
fragilis, Conopea 55
franciscanus 62, 101
fuchsi 59
funiculorum 49
fujiyama 49
fujiyamaformis 49
galapaganus 68
galeatus, -a 55, 30
georgiana 49
giganteum, Megabalanus 68

- giganteum, Pachylasma* 40
gilmorei 43
gizellae, Balanus 69
glaber 41
glandula 60, 28, 30, 102
glans 53
globicipitis 45
glyptopoma 61
goniopora (see *orbicellae*) 100
grandis, -e 58, 31, 100
granulatus, -a 55
gregaria, -ius, Cantellius 57
gregaria, Acasta 53
gregarius, Radiolites, Tamiosoma 61
gregarius, Balanus 61
gryphicus 64, 101
halomitrae 58
hameri 50, 100, 101, 102
hammeri (=hameri) 50
hantkeni 49
hawaiiensis, Solidobalanus 51
hawaiiensis, Balanus 62, 100, 101, 102
helenae 62
hembeli 41, 13, 19, 31, 100
hemisphaerica 43
hentscheli 47
hertleini 45
herzi 62, 101
(Hesperibalanus) 51-52, 23
hesperius 51
laevidomiformis 51
laevidomus 51, 30
nipponensis 51
heteropus 61
hexastylos 44
ichthyophila 44
(Hexacreusia) 49, 50, 23
Hexelasma 46, 40, 50, 11, 14-17, 20, 21
Hexelasmaeinae 46, 21, 37
Hiroa 57, 23
hirsuta 53
hirsutum 46
Hoekia 58, 23, 24, 34
hoekianus, -um 50
hohmanni 69
honti 68
hopkinsi, Balanus 63
humilis, Balanus 69
hungaricus, (Balanus) 62
hungaricus, Megabalanus 68
hyastina 47
hystrix 66
ichthyophila 44
idiopoma 53
imbricatus 40
imperator 46, 20, 31
imperatrix 42
improvisus 63, 62, 100, 101, 102
assimilis 64, 101
fossilis 64
gryphicus 64, 101
inclusus 49
indicum, Creusia 57-58
indicum, Pyrgoma 57-58
merulinae 58
symphylliae 58
indicus, Balanus 61, 101
indicus, Platylepas 44
inexpectatus 62-63, 101
insignis 63, 64, 101
integrostrum 40
intermedia 40, 100
intermedius 68
intertextus, -a 41, 27, 32
investitus, -a 55
irregularis 69
isolde 68
isseli 47
iwayama 57
japonica, Acasta 53
japonica, Diadema 45
japonica, Megabalanus 67
japonica, Pyrgoma 58
japonica, Tetracrita 48
japonicum, Pachylasma 40
javanicus 68
jedani 55
Jehlius 43, 18
jungi 59
kanakoffi 65
karakauensis 63
karandei 47
Kathpalmeria 49, 23
kingii 52
kleinii 45
kojumdgievae 58
komaii 54
kondakovi 63, 101
krakatauensis, Chthamalus 41, 42
krakatauensis, Megabalanus 68
krambergeri 59
krugeri, Balanus 64, 101
krugeri, Chirona 50
krugeri, Platylepas 44
krusadaiensis 53, 100
kugleri 55
kuri 58
laevidomiformis 51
laevidomus 51, 30
laevigata 54, 58
laevis, Balanus 65, 28, 34
coquimbensis 65
fossilis 65
nitidus 65
nonsulcatus 65
laevis, Chiorna 50
laevis, Eliminius 52
laguairensis 65
latum 59
leganyii 68
leonensis 65
leptoderma 46, 33
libera 54
ligusticus 42
litoralis 63
lobatobasis 43
longibasis 55
longirostrum 53
krusadaiensis 53, 100
macsotayi 45
maculatus 50
madrasensis 56, 100
madreporicola, Acasta 49
madreporum, Cantellius 57
madreporarum, Boscia 59
major 45
malayensis, Balanus 64, 101
malayensis, Chthamalus 42, 41, 100, 102
maldivensis 51, 50
manati 43
crenatibasis 43
lobatobasis 43
maroccana 64, 101
mastignotus 51
maxillaris 67, 68
maxima 41
Megabalanus 67-69, 13, 23, 28, 29, 30, 31, 34
Megatrema 59
membranacea 54
Membranobalanus 52, 23
merrilli 63
merrilli 55
merulinae 58
Metabalanus 50
mexicanus 61, 101
microforamina 54
microstomus 69
microtretus 42
milensis 51
milleporum, Savignium 57
milleporosa, Tetracrita 48
minuta, Ceratoconcha 59
minutus, Balanus 65, 101
miocaenica, Ceratoconcho 59
miocenicus, Actinobalanus 49
mirabilis, Balanus 69, 101
mirabilis, Balanus perforatus 67
mitra, Tetracrita 48
modestus, Balanus 65, 101
modestus, Elminius 52, 100, 101
laevis 52
mojbergi 55
molluscorum 52
monticulariae 58, 34
moro 41, 42, 100
moravica 58
morycowae 68
multicostata, Tetracritella 47
multicostatum, Pyrgoma 59
multidecorata 44
multiseptatus 68
murata 45
muricata, Acasta 54
muricata, Stephanolepas 44
mylensis 51
nascanus 51
natalensis 45
navicula 55
nebris 53
nefrens 49, 30, 31
neogenica 59
neuseelandicus 41
Newmanella 47, 21
nigrescens, Megabalanus 68
nigrescens, Tetracrita 48
nipponensis, Chthamalus 41
nipponensis, Solidobalanus 51
nipponensis, Tetracritella 46
nitida, Acasta 54, 34
nitidus, Balanus 65
nivea, Chirona 50
niveus, Balanus 65, 64, 62, 31, 100, 101
Nobia 58, 23, 31
nonstriatus 65
nonsulcatus 65
noszkyi 59
Notobalanus 52, 10, 23
nubilus 60-61, 69, 70, 34, 100, 101
nubilus, group of Balanus 60-61, 69, 70, 23
obscurus 65, 101
obliquus 66
oblitteratus 43, 32, 100
occator 68, 66, 100
occidentalis 51

- ochlockoneensis* 66
octavus 57
Octomeris 40,17-19,31
oligoseptatus 61
ophiophilus 44
oppidieboraci 64
orbicellae 58
orcutti 53
orcuttiformis 53
oryza 49
oulastreae 59
Pachydiadema 40,17
Pachylasma, -inae 40,11,14,16-19,
22,29,31
pacifica, Tesseropora 47,33
pacificus, Balanus 66,68,101
brevicalcar 66,101
prebrevicalcar 66,101
Paleocreusia 58
palaoensis 49
pallidus, Cantellius 57
pallidus, Balanus 64,101
krugeri (see kondakovi) 101
stutsburii 64
panamensis, Balanus 102
panamensis, Chthamalus 42
panamensis, Tetracilita 48
pannonicus 69
pantaneli 49
parahesperius 51
parkeri 66
patellaris, Balanus 64,100,101
patellaris, Tetracilita 48,100
patelliformis (see B. patellaris) 101
patula 43,44,32,101,102
dentata 44
pectinipes 54
peninsularis 68,69
pentacrinus 52,34
perfecta, Tetracilita 48
perforatus, Balanus 66-67,100,101
altavellensis 67
angustus 67
chordatus 67
cranchii 67
fistulosus 67
mirabilis 67
perforatus, group of Balanus 66-
67,23
permitini 42
peruvianus 63,101
phineus 51
pictus 62
pilsbryi, Euraphia 41
typica 41
neuseelandicus 41
pilsbryi, Catophragmus 40
pilsbryi, Tessarelasma 46
pilsbryi, Tetracilitella 47
Platylepas 44,21
Platylepadinae 44-48,49,11,21
playagrandensis 64
plicatus, Actinobalanus 49
plicatus, Epopella 46
plicatus, Megabalanus 68
pliocenicus 66
poecilosculpta 63,64,101
poecilotheca 64,101
poecilus 66
Pollicipes 17
polygenus 65
Polylepas 45
polymerus 40,31
polyporus 61
porata 54
porcatus 59
porosa 48
communis 48
nigrescens 48
viridis 48
praegustator 44
praespinulosa 58,59
prebrevicalcar 66
prefloridana 59
proinus 51
projectum 58,100
proteus 61
Protobalanus 60
proripiens 55
Proverruca 11
provisoricus 66
pseudauricoma 51
Pseudoacasta 54,23
pseudopallidum 57
psittacus 68,31,34,101
chilensis 68
pugetensis 59,60
purpurascens 47,46,100,102
darwini 47
nipponensis 46
purpurata 54
Pycnolepas 11
pygmaeus, -a 55
Pyrgoma 58,55,57,59,23
Pyrgomatidae, -inae 58,11,13,23,
24,28,39,31
Pyrgomina 59
Pyrgopsella 58,23
Pyrgopsis 58
quadrivittatus 49
quadratoradiata 59
quarta 59
quinquevittatus 49
quintus 57
radiata 47,68
wagneri 47
radicifer 50
Radiolites 61
rafflesi 63,101
ramosa 44
rangi 59
latum 59
raphanoides 61
rarisepatus 61
regalis 61,101
reginae 45
renzi 55
reticulatus 64,101,102
revilei 69
rhachianecti 45
rhizophorae 41,40
roonwali 53,100
rosa, Megabalanus 68
rosea, Chirona 50
rosea, Tesseropora 47,100
rostratus 61,100
alaskensis 61
apertus 61
heteropus 61
dalli 61
rubescens, Balanus 61
rubescens, Tetracilita 48
rufotincta 48,31,100
rugosus 46
salaami 64
saltonensis 62,101
sanctacrucensis 59
sauntonensis, Balanus 69
sarda 54
Savignium 57,23
scabrosus 42
scandens 55
schafferi 54
Scillaelepas 17
scrutorum 61
sculptura 54
scutelliformis 43
scuticosta 54
scutistriata 40,31
secundus 57
seguenzai, Megabalanus 68
seguenzai, Boscia 59
Semibalanus, -inae 55-56,70,
11,22-24,38,25,28,30
semicanaliculatus 49
semota 54
septimus 57
serrata, Acasta 54
serrata, Tetracilita 47,100
sextus 57
shilohensis 69-70
similus 70
simplex 46
sinensis 61,101
sinnurensis 56,100
sinuatus 52
snelliusi 57
socialis 51
solida, Chelonibia 44
solidus, Solidobalanus 51
Solidobalanus 50-51,69,70,23,30
S. (Bathybalanus) 52,23,34
S. (Hesperibalanus) 51-52,23
S. (Solidobalanus) 50-51,23
sookensis 51
sordidus 52
southwardi 46,108
spinifera, Acasta 54
spiniferus, Balanus 61
spinitergum 54
spinosa, Acasta 54
spinosa, Megabalanus 68
spinulosa 58,56,57,59,100
spongicola 66
pliocenicus 66
spongites 54,100
sporillus 54
squamosa 48,47,102
depressa 48
formosana 48
japonica 48
milleporosa 48
panamensis 48
patellaris 48,100
perfecta 48
rubescens 48
elegans 48
rufotincta 48,100
viridis 48,100
stalactifera 48
confinis 48
floridana 48
milleporosa 48
stellaris 49
miocenicus 49
stellula 58
stellatus 42,40,41,43,13,100,101,102
bisinuatus 43
cornutus 43

- thompsoni*..... 43
stenonotus..... 51
Stephanolepas..... 44,21
stokesii..... 59
Stomatobalanus..... 44,21
straeleni..... 50
striata, Acasta..... 54
striata, Tubicinella..... 45
(Striatobalanus)..... 50
stubbingsi..... 57
stuchburii..... 40
stultus..... 68
 morycowae..... 68
sturi..... 59
stutsburii..... 64,101,102
subalbidus..... 64,101
sublaevis..... 50
subquadrata, -us..... 47
sulcata, Acasta..... 54
 anchoris..... 54
 spinosa..... 54
sulcata, Octomeris..... 40,31
sumbawae..... 57
suturalis..... 61
suturaltus..... 64,101
symphylliae..... 58
taiwanensis..... 50
talquinensis..... 61
tamiamiensis..... 61
Tamiosoma..... 61
tanagrae..... 68
tantillus..... 51
tenuis..... 50
terebratus..... 49-50,34
 radicifer..... 50
tenuivalvata..... 54
Tessarelasma..... 46,17,21
tesselatus..... 64,101
Tesseroplax..... 47,21
Tesseropora..... 47,21,22,33
testudinaria..... 44,102
 solida..... 44
Tetrabalanus..... 65,23
Tetrachthamalus..... 43,18,32,100
Tetraclita..... 46-48,11,13,
 20,21,28,29,31
Tetraclitella, -inae..... 46,47,11,21,38,31
Tetraclitidae, -inae..... 47,48,11,13
 19-21,24,37,38
Tetrachaelasma..... 46,21,22,108
thompsoni, Chthamalus..... 43
thompsoni, Solidobalanus..... 51
tintinnabulum..... 68-69,61,66
 100,101,102
 communis..... 68
 coosensis..... 61
 occator..... 66,100
 peninsularis..... 69
tongaensis..... 63
trachealis..... 45
transversa..... 44
transversalis..... 57
transversostratus..... 69
transsylvanicus..... 69
tredecimus..... 57
tridacophylliae..... 57
triderma..... 46
trigonus..... 66,30,100,101,102
trigonus, group of Balanus..... 65-66,23
trolli..... 59
truncatus..... 49
tuberculatus..... 50
Tubicinella..... 45,21
tuboperforatus..... 70
tubulatus..... 69
tulipa..... 54
tulipiformis..... 69
 arenarius..... 69
 etruscus..... 69
tumorifer..... 70
typica, Euraphia..... 41
typica, Megabalanus..... 67
typica, Pyrgoma..... 57
uliginosis..... 64,65,101
umitosaka..... 54
unguiformis..... 50
undulata..... 54
unisemita..... 47
vadaszi..... 62
validus..... 69,100
variegatus..... 64,100,101
 cirratus..... 64-65,63,101
 tesselatus..... 64,101
varians, Balanus..... 41
varians, Chirona..... 50
varians, Solidobalanus..... 52
velutinum..... 46
veneticensis..... 70
venezuelensis..... 69
venustus..... 65,64,101,102
 modestus..... 65,101
 niveus..... 65,101
 obscurus..... 65,101
Verruca, Verrucomorpha..... 11,
 12,15,16
vesiculosus..... 69
vestitus..... 52
vialovi..... 52
vinaceus..... 69
violaceus..... 70,62,101
viridis..... 48,100
vitiata..... 48,100
vladivostokensis..... 63,65,101
volcano..... 69,68,100
vulgaris..... 45
wagneri..... 47
wilsoni, Megabalanus..... 69
wilsoni, Platylepas..... 44
withersi, Balanus..... 60
withersi, Chthamalus..... 40,100,102
withersi, Euraphia..... 41,19,100
 wireni..... 47
 africana..... 47,100
 pacifica..... 47
Xenobalanus..... 45,21,31
zealandicus..... 50
zebra..... 39
zuiho..... 54



Figure 17. The remains of *Tetrachaelasma* sp., blanket the sea floor at a depth of nearly 2000m on the flanks of a seamount off Madagascar (26°29'S, 46°07'E). The relatively primitive balanomorphoid *Tetrachaelasma southwardi* was first discovered by the R/V *Eltanin* in the Antarctic Basin, off southern Chile and off Cape Horn at comparable depths (Newman and Ross, 1971). It is the only balanomorphan known to occur in the abyss. The calcareous deposits depicted here, composed of more than 90% calcitic barnacle remains, including rostra up to 10 cm in length, represent the remains of animals that once lived on the seamount and were subsequently concentrated in the valleys and gorges around its flanks. Other accumulations of comparable barnacle content occur in the fossil record, but these developed *in situ* in shallow water. Photo courtesy of Robert L. Fisher, Scripps Institution of Oceanography.

